

STATE LEVEL BANKERS' COMMITTEE BIHAR

96th & 97th Joint Meeting

DATE : 23.06.2026, TUESDAY, TIME : 11:00 AM

VENUE : HOTEL MAURYA, PATNA

(FOR THE QUARTER UPTO 31st MARCH 2026)



KHET BACHAO ABHIYAN 2026
1-30 JUNE 2026

Balanced use of Fertilizers • Healthy Soil • Prosperous India

Our Objectives

- Promote balanced use of fertilizers
- Promote soil health
- Promote organic farming
- Promote water conservation
- Promote crop residue management
- Promote integrated pest management
- Promote natural pest control
- Promote soil conservation
- Promote water conservation
- Promote crop residue management
- Promote integrated pest management
- Promote natural pest control

Campaign at a Glance

- 100% Farmer Awareness
- 100% Farmer Participation
- 100% Farmer Satisfaction
- 100% Farmer Compliance
- 100% Farmer Feedback

Special focus on TOP 100 DISTRICTS with 100% coverage across 12 States

Save Soil Today, Secure Tomorrow

Join hands for Sustainable Agriculture and a Prosperous India!



Women in Indian Agriculture
Contributions across Value Chains

59% Crop, 72% Horticulture, 68% Livestock, 76% Fisheries, 69% Post-harvest

ICAR-Central Institute For Women In Agriculture (CIWA)
One-of-its-kind in the World

Gender and Social Inclusion

Research and Knowledge, Extension and Advisory, Policy and Advocacy, Capacity Building

National Gender Platform for Agricultural Systems

Connecting institutions, evidence and action for gender-responsive transformation in NARES



AgriStack



JanSamarth
National Portal for Credit Linked Government Schemes



INTERNATIONAL YEAR OF THE
WOMAN FARMER
2026



SBI
हर भारतीय का बैंक

CONVENOR BANK : STATE BANK OF INDIA

**AGENDA
REFERENCE
BOOK**

1 State Level Bankers' Committee – Introduction	5
2 Adoption of minutes of 95th SLBC Meeting	7
3 Discussion on Minutes/ATRs of preceding meetings	8
3.1 95th Meeting of SLBC, Bihar	8
3.2 Minutes of The 95th Quarterly Meeting of SLBC Held On 22.01.2026.	16
4 Review of financial inclusion initiative, expansion of banking network and financial literacy	16
4.1 Status of opening of banking outlets in unbanked villages, CBS – enabled banking outlets at the unbanked rural centers (URCs).	16
4.2 Review of operations of Business Correspondents (BCs)- hurdles / issues involved	16
4.3 Progress in increasing digital modes of payment in State, provision of continuous connectivity with sufficient bandwidth, resolving connectivity issues/connectivity options (Bharat Net, VSAT, etc.), installation of ATMs and PoS machines and status of implementation of e-receipt and e-payments in the State.	16
4.4 Status of rollout of Direct Benefit Transfer (DBT) in State, Aadhar seeding and authentication.	17
4.5 Review of inclusion of Financial Education in School Curriculum, financial literacy initiatives by banks (particularly digital financial literacy)	18
4.6 Creating awareness about various schemes, subsidies, facilities, e.g., crop insurance, renewable energy	18
4.7 Review of efforts towards end-to-end projects involving all stakeholders in the supply chain.	18
4.8 Review of Performance under Social Security Schemes	18
4.8A Pradhan Mantri Jan Dhan Yojna (PMJDY)	18
4.8B Pradhan Mantri Suraksha Bima Yojana (PMSBY)	19
4.8C Pradhan Mantri Jeevan Jyoti Bima Yojana (PMJJBY)	19
4.8D Atal Pension Yojana (APY)	19
5 Review of credit disbursement by banks	20
5.1 Achievement under ACP, Priority Sector Lending for FY 2025-26	20
5.1(a) Bank type-wise	20
5.1 (b) Sector-wise	21
5.1 (c) District - wise	22
5.1 (d) Bank-wise	22
5.1 (e) Outstanding Advances	22

5.2 Financing to MSME Sector.....	22
5.3 Financing to Agriculture sector.....	23
5.3 (a) Agriculture Disbursement Priority Sector.....	23
5.3 (b) Kisan Credit Card (KCC).....	24
5.3 (c) Kisan Credit Card (KCC): Outstanding & NPA	24
5.4 (d) Issuance of Rupay ATM Cards to KCC Holders	25
5.4 (e) Kisan Credit Card – Animal Husbandry (KCC - AH)	25
5.4 (f) Kisan Credit Card – Animal Husbandry Outstanding & NPA	25
5.4 (g) Kisan Credit Card – Fisheries (KCC - Fish).....	26
5.4 (h) Kisan Credit Card – Fisheries Outstanding & NPA	26
5.4 (i) Dairy	27
5.4 (j) Poultry	27
5.4 (k) Fisheries.....	27
5.5 Education Loan (Priority Sector).....	27
5.6 Housing Loan (Priority Sector).....	28
6 Discussion on lending towards important government sponsored schemes.....	28
6.1 Prime Minister’s Employment Generation Programme (PMEGP).....	28
6.2 Pradhan Mantri Formalization of Micro Food Processing Enterprises (PMFME)	28
6.3 Pradhan Mantri Mudra Yojna (PMMY)	29
6.4 PM SVANidhi Scheme	30
6.5 Agricultural Infrastructure Fund (AIF) Scheme	31
6.7 SHGs under NRLM.....	32
6.8 Implementation of the Financial Inclusion and Enterprise Development (FI&ED) component under Deendayal Jan Aajeevika Yojna – Sehri (DJAY- S)..	32
6.9 Pradhan Mantri Vishwakarma Yojna	33
6.10 PM Surya Ghar: Muft Bijli Yojana	34
7 Crop Insurance under Pradhan Mantri Fasal Bima Yojna (PMFBY)	36
8 Enhancing Farmers’ Income	36
9 Nationwide KCC campaign to issue KCC to farmers for Agriculture & Allied Activities.....	37
10 Determination of Unit Cost and Scale of Finance	38
11 Fixation of Crop Season.....	38
12 Credit & Deposit (CD) Ratio.....	39

12.1 State Level.....	39
12.2 District-wise	41
12.3 Gross State Domestic Product (GSDP) - Credit Ratio	42
13 Non-Performing Assets (NPAs)	42
13.1 NPA position of banks in Bihar	42
13.2 Certificate cases	44
13.3 SARFAESI CASES	44
14 Review of restructuring of loans in natural calamity affected districts State ...	45
15 Discussion on policy initiative of the Central/State Government/RBI (Industrial Policy, MSME Policy, Agriculture Policy, Start-Up Policy, etc. and expected involvement of banks.	45
16 Discussion on improving rural infrastructure / credit absorption capacity	46
16.1 Any large projects conceived by the State Government to help improve CD Ratio.....	46
16.2 Explore the scope of state-specific potential growth areas and the way forward-choosing partner banks	46
16.3 Discussion on findings of region-focused studies, if any, and implementing the suggested solutions.....	46
16.4 Identification of gaps in rural and agriculture infrastructure, which need financing (rural godowns, solar power, agro processing, horticulture, allied activities, agri-marketing, etc.)	46
16.5 Implementation of Modal Land Leasing Act 2016 (exploring possibility) ...	46
17 Efforts towards skill development on mission, National Skill Development Corporation, Agriculture Skill Council of India (ASCI), etc., including a review of functioning of Rural Self Employment Training Institutes (RSETIs)	47
17.1 Rural Self Employment Training Institutes (RSETIs).....	47
17.2 Financial Literacy Centers (FLCs).....	47
18 Steps taken for improving land records, progress in digitization of land record and seamless loan disbursements	48
19 Sharing of success stories and new initiatives at the district level that can be replicated in other districts or across the State	48
20 Discussion on Market Intelligence Issues	48
21 Issues remaining unresolved at DCC /DLRC meeting	49
22 Timely and correct data submission of data by banks/concerned departments, adhering to the schedule of SLBC meeting	50
23 Miscellaneous.....	52
23.1 PM's new 15-point programme for welfare of Minority Communities	52

23.2	LWE Affected Districts	53
23.3	Targeted Financial Inclusion Intervention Programme (TFIIP)	53
23.4	Strengthening of BLBC/ DCC.....	54
23.5	Pledge financing for agriculture commodities through electronic-Negotiable Warehouse receipt (e-NWR).....	55
23.6	Fin Tech Adoption	55
23.7	33rd Depositors Education and Awareness (DEA) Fund Committee	56
23.8	Credit Guarantee Scheme for Animal Husbandry and Dairying under Animal Husbandry Infrastructure Development Fund (Revised 2.0).....	56
23.9	Credit Enhancement Guarantee Scheme for The Scheduled Castes (SCs).....	56
23.10	Resolution of issues related to KYC / re-KYC and reactivating inoperative / frozen accounts to avail DBT benefits:.....	57
23.11	Extension of Fisheries and Aquaculture Infrastructure Development Fund (FIDF)	58
23.12	Farmer Producer Organizations (FPOs) Scheme.....	58
23.13	Three-month campaign (October – December'2025) for settlement of Unclaimed assets in the Financial Sector – “आपकी पूंजी आपका अधिकार”	58
23.14	Pradhan Mantri Dhan Dhanya Krishi Yojna (PMDDKY)	59
23.15	Pradhan Mantri Matsya Sampada Yojna (PMMSY).....	60
23.16	Incentivizing Trade in Landlocked State - Bihar	61
23.17	Khet Bachao Abhiyan 01 June 2026 to 30 June 2026	62

1 State Level Bankers' Committee – Introduction

(Reference: Master Circular No: RBI/2025-26/04 FIDD.CO.LBS.BC.No.03/02.01.001/2025-26 updated as on April 01, 2025)

The State Level Bankers' Committee was constituted in April 1977, as an apex inter-institutional forum under the Lead Bank Scheme of the Reserve Bank of India to create adequate coordination machinery in all States, on a uniform basis for development of the State.

- SLBC meetings are required to be held regularly at quarterly intervals within 45 days from the end of the quarter. The responsibility of convening the SLBC meetings rests with the SLBC Convenor Bank of the State i.e. SBI, in case of Bihar. The meetings are chaired by the Chairman/ Managing Director/ Executive Director of the Convenor Bank and by the Additional Chief Secretary (ACS) or Development Commissioner (DC) of the State. In cases where the Managing Director/Chief Executive Officer/Executive Director of the SLBC Convenor Bank is unable to attend SLBC Meetings, the Regional Director / GM (O-i-C) of the RBI shall co-chair the meetings along with the ACS/DC of the State. A High Level of participation in SLBC meetings ensures an effective and desired outcome with meaningful discussion on issues of public policy of both the Government of India and the Reserve Bank of India.
- SLBC comprises representatives of commercial banks including SFBs, WOS of Foreign Banks, RRBs, PBs, State Cooperative Banks, RBI, NABARD, heads of Government departments and representatives of financial institutions operating in a State. Representatives of various organizations from different sectors of the economy like industry bodies, retail traders, exporters, farmers' unions, etc. along with the academicians and researchers may be invited as special invitees in the SLBC meetings.
- The Chief Minister/Finance Minister and senior level officers of the State/RBI (of the rank of Deputy Governor / Executive Director) may be invited to attend the SLBC meetings. Further, the State Chief Ministers are encouraged to attend at least one SLBC meeting in a year.
- In order to give impetus to the financial inclusion and financial literacy initiatives in the State one of the SLBC meetings in a year is held as a Special SLBC meeting to review the progress with greater focus.
- A Steering sub-committee is constituted in the SLBC to deliberate on agenda proposals from different stakeholders and finalize a compact agenda for the SLBC

meetings. Typically, the sub-committee consists of SLBC Convenor, RBI & NABARD representatives & senior State Government representative from the concerned department, e.g., Finance/Institutional Finance and two to three banks having major presence. The sub-committee is chaired by the Convenor (i.e., generally General Manager) of the SLBC Convenor Bank.

- Apart from Steering sub-committee, there are six (6) sub-committees in Bihar, focused on Agriculture, Agriculture - Allied activities, Industry, Branch Opening & IT enabled Financial Inclusion, SHGs & RSETIs and Digital Payment. Other issue-specific sub-committees may be constituted as required.

2 Adoption of minutes of 95th SLBC Meeting

The details of recent meetings of SLBC and its Sub-Committees are furnished below:

S.N.	Particulars of Meeting	Date of meeting held
1.	95 th SLBC Meeting of SLBC, Bihar	22.01.2026
2.	Agriculture Sub Committee – II	04.12.2026
3.	Sub- Committee on Branch Opening & IT Enabled Financial Inclusion	29.05.2026
4.	Sub – Committee on Digital Payments	29.05.2026
5.	Steering Sub-Committee	01.06.2026
6.	Sub-Committee on SHG & RSETI	01.06.2026
7.	Meeting to discuss Annual Credit Plan FY 2026-27	08.06.2026

The minutes of the 95th SLBC Meeting of Bihar held on 22.01.2026 were circulated among the member Banks of SLBC, LDMs and concerned Government Departments.

Amendments suggested by Govt. of Bihar have been incorporated and circulated among stakeholders. The final minutes are placed on **page no. 67 to 96** for adoption by the committee.

The minutes of sub-committee meetings were circulated among all stake holders. As no amendments have been suggested by them, we take these as placed in the house and adopted.

=== 0 0 0 0 ===

3 Discussion on Minutes/ATRs of preceding meetings

3.1 95th Meeting of SLBC, Bihar

ACTION TAKEN REPORT OF 95th SLBC MEETING HELD ON 22.01.2026, THURSDAY.

S N	Action Point	Action Taken Report																																																																																																																								
1	<p>Efforts for doing Re-KYC in all eligible accounts to be continued so that all accounts due for Re-KYC upto June 2026 could be made KYC compliant.</p> <p>(Action: All Banks)</p>	<p>Banks are making efforts for re-KYC and providing ease of access through various modes to customers like Registered email-ID/Mobile number, Online Banking, ATM, Bank's Business Correspondents (BCs), Letter, Aadhar OTP based e-KYC, Video KYC and Branch visit. Banks are also sending communications through message/email/letter to customers for re-KYC.</p> <p>Reserve Bank of India is conducting regular review with banks. Banks are also reviewing with their branches for re-KYC.</p> <p>Progress made for Rural branches are placed below:</p> <table border="1" data-bbox="491 992 1477 1167"> <thead> <tr> <th data-bbox="491 992 927 1099">Accounts due or falling due for re-KYC till June 2026</th> <th data-bbox="927 992 1233 1099">re-KYC completed upto 06.02.2026</th> <th data-bbox="1233 992 1477 1099">% Completion</th> </tr> </thead> <tbody> <tr> <td data-bbox="491 1099 927 1167">1,47,12,586</td> <td data-bbox="927 1099 1233 1167">67,09,173</td> <td data-bbox="1233 1099 1477 1167">45.60</td> </tr> </tbody> </table>	Accounts due or falling due for re-KYC till June 2026	re-KYC completed upto 06.02.2026	% Completion	1,47,12,586	67,09,173	45.60																																																																																																																		
Accounts due or falling due for re-KYC till June 2026	re-KYC completed upto 06.02.2026	% Completion																																																																																																																								
1,47,12,586	67,09,173	45.60																																																																																																																								
2	<p>Settlement of Unclaimed deposits to be continued with special focus on Government accounts, in co-ordination with District authority & LDMs.</p> <p>(Action: All DMs, All Banks, All LDMs)</p>	<table border="1" data-bbox="491 1205 1477 1973"> <thead> <tr> <th colspan="12" data-bbox="491 1205 1477 1279">PROGRESS UNDER DEAF SETTLEMENT 01.09.2025 to 31.03.2026</th> </tr> <tr> <th colspan="12" data-bbox="491 1279 1477 1330">(No. In Actual & Amt. In Rs. Crore)</th> </tr> <tr> <th colspan="6" data-bbox="491 1330 991 1404">Retail (A)</th> <th colspan="6" data-bbox="991 1330 1477 1404">Institutional (B)</th> </tr> <tr> <th colspan="2" data-bbox="491 1404 619 1478">Pending as on 31.08.25</th> <th colspan="2" data-bbox="619 1404 778 1478">Settlement</th> <th colspan="2" data-bbox="778 1404 991 1478">% Settle.</th> <th colspan="2" data-bbox="991 1404 1118 1478">Pending as on 31.08.25</th> <th colspan="2" data-bbox="1118 1404 1262 1478">Settlement</th> <th colspan="2" data-bbox="1262 1404 1477 1478">% Settle.</th> </tr> <tr> <th data-bbox="491 1478 619 1552">No.</th> <th data-bbox="619 1478 778 1552">Amt.</th> <th data-bbox="778 1478 906 1552">No.</th> <th data-bbox="906 1478 991 1552">Amt.</th> <th data-bbox="991 1478 1086 1552">No.</th> <th data-bbox="1086 1478 1182 1552">Amt.</th> <th data-bbox="1118 1478 1246 1552">No.</th> <th data-bbox="1246 1478 1342 1552">Amt.</th> <th data-bbox="1342 1478 1437 1552">No.</th> <th data-bbox="1437 1478 1533 1552">Amt.</th> <th data-bbox="1533 1478 1596 1552">No.</th> <th data-bbox="1629 1478 1596 1552">Amt.</th> </tr> </thead> <tbody> <tr> <td data-bbox="491 1552 619 1626">8146815</td> <td data-bbox="619 1552 778 1626">2922</td> <td data-bbox="778 1552 906 1626">30993</td> <td data-bbox="906 1552 991 1626">116</td> <td data-bbox="991 1552 1086 1626">0.38</td> <td data-bbox="1086 1552 1182 1626">3.97</td> <td data-bbox="1118 1552 1246 1626">84036</td> <td data-bbox="1246 1552 1342 1626">96</td> <td data-bbox="1342 1552 1437 1626">843</td> <td data-bbox="1437 1552 1533 1626">13</td> <td data-bbox="1533 1552 1596 1626">1.00</td> <td data-bbox="1629 1552 1596 1626">13.42</td> </tr> <tr> <th colspan="6" data-bbox="491 1671 991 1744">Government (C)</th> <th colspan="6" data-bbox="991 1671 1477 1744">Total (D=A+B+C)</th> </tr> <tr> <th colspan="2" data-bbox="491 1744 619 1818">Pending as on 31.08.25</th> <th colspan="2" data-bbox="619 1744 778 1818">Settlement</th> <th colspan="2" data-bbox="778 1744 991 1818">% Settle.</th> <th colspan="2" data-bbox="991 1744 1118 1818">Pending as on 31.08.25</th> <th colspan="2" data-bbox="1118 1744 1262 1818">Settlement</th> <th colspan="2" data-bbox="1262 1744 1477 1818">% Settle.</th> </tr> <tr> <th data-bbox="491 1818 619 1892">No.</th> <th data-bbox="619 1818 778 1892">Amt.</th> <th data-bbox="778 1818 906 1892">No.</th> <th data-bbox="906 1818 991 1892">Amt.</th> <th data-bbox="991 1818 1086 1892">No.</th> <th data-bbox="1086 1818 1182 1892">Amt.</th> <th data-bbox="1118 1818 1246 1892">No.</th> <th data-bbox="1246 1818 1342 1892">Amt.</th> <th data-bbox="1342 1818 1437 1892">No.</th> <th data-bbox="1437 1818 1533 1892">Amt.</th> <th data-bbox="1533 1818 1596 1892">No.</th> <th data-bbox="1629 1818 1596 1892">Amt.</th> </tr> <tr> <td data-bbox="491 1892 619 1966">24372</td> <td data-bbox="619 1892 778 1966">162</td> <td data-bbox="778 1892 906 1966">1176</td> <td data-bbox="906 1892 991 1966">77</td> <td data-bbox="991 1892 1086 1966">4.83</td> <td data-bbox="1086 1892 1182 1966">47.27</td> <td data-bbox="1118 1892 1246 1966">8255223</td> <td data-bbox="1246 1892 1342 1966">3180</td> <td data-bbox="1342 1892 1437 1966">33012</td> <td data-bbox="1437 1892 1533 1966">206</td> <td data-bbox="1533 1892 1596 1966">0.40</td> <td data-bbox="1629 1892 1596 1966">6.46</td> </tr> </tbody> </table>	PROGRESS UNDER DEAF SETTLEMENT 01.09.2025 to 31.03.2026												(No. In Actual & Amt. In Rs. Crore)												Retail (A)						Institutional (B)						Pending as on 31.08.25		Settlement		% Settle.		Pending as on 31.08.25		Settlement		% Settle.		No.	Amt.	No.	Amt.	No.	Amt.	No.	Amt.	No.	Amt.	No.	Amt.	8146815	2922	30993	116	0.38	3.97	84036	96	843	13	1.00	13.42	Government (C)						Total (D=A+B+C)						Pending as on 31.08.25		Settlement		% Settle.		Pending as on 31.08.25		Settlement		% Settle.		No.	Amt.	No.	Amt.	No.	Amt.	No.	Amt.	No.	Amt.	No.	Amt.	24372	162	1176	77	4.83	47.27	8255223	3180	33012	206	0.40	6.46
PROGRESS UNDER DEAF SETTLEMENT 01.09.2025 to 31.03.2026																																																																																																																										
(No. In Actual & Amt. In Rs. Crore)																																																																																																																										
Retail (A)						Institutional (B)																																																																																																																				
Pending as on 31.08.25		Settlement		% Settle.		Pending as on 31.08.25		Settlement		% Settle.																																																																																																																
No.	Amt.	No.	Amt.	No.	Amt.	No.	Amt.	No.	Amt.	No.	Amt.																																																																																																															
8146815	2922	30993	116	0.38	3.97	84036	96	843	13	1.00	13.42																																																																																																															
Government (C)						Total (D=A+B+C)																																																																																																																				
Pending as on 31.08.25		Settlement		% Settle.		Pending as on 31.08.25		Settlement		% Settle.																																																																																																																
No.	Amt.	No.	Amt.	No.	Amt.	No.	Amt.	No.	Amt.	No.	Amt.																																																																																																															
24372	162	1176	77	4.83	47.27	8255223	3180	33012	206	0.40	6.46																																																																																																															

3	<p>Financial literacy camps to be organized in all districts with focus on Re-KYC of accounts & awareness on prevention of cyber frauds.</p> <p>(Action: All Banks/ All LDMs)</p>	<p>To promote awareness RBI has launched financial literacy week from February 09-13,2026 on the theme of “KYC – Your First Step to Safe Banking”. The messages disseminated during the week focused on (a) Basics of Know Your Customer (KYC) (b) Central KYC Registry (CKYC) (c) Account Hygiene and Discipline. The promotional material has been uploaded on websites of RBI, Banks and SLBC for the benefit of public at large.</p> <p>RBI also engaged the banks to continue amplifying the reach of these messages through other feasible modes during the rest of the year.</p>
4	<p>Banks to claim an additional 1% interest subvention on the prompt repayment of KCC loans from the state government through NABARD as per extent guidelines.</p> <p>(Action: All Banks)</p>	<p>Communication in this regard has been sent by SLBC vide letter no. SLBC/CM/2025-26/613 dated 24.02.2026 to all banks under information to NABARD.</p> <p>After receiving updated status from NABARD vide email dated 09.06.2026, SLBC again advised all concerned banks to claim an additional 1% interest subvention through NABARD.</p> <p>Status of Claim for financial year 2023-24 as on 10.06.2026</p> <p>(i) The Bihar State Cooperative Bank Ltd.</p> <p>(ii) Bihar Gramin Bank</p> <p>(iii) Bank of Baroda</p> <p>(iv) Claim from SBI has been sent to NABARD along with list of individual farmers, however some query has been raised by NABARD which is required to be replied by SBI.</p> <p>Status of Claim for financial year 2024-25 as on 10.06.2026</p> <p>(i) The Bihar State Cooperative Bank Ltd.</p> <p>(ii) Claim from SBI has been sent to NABARD along with list of individual farmers, however some query has been raised by NABARD which is required to be replied by SBI.</p>
5	<p>Loan sanction and disbursement under the Government sponsored schemes (PMEGP, PMFME, PM Vishwakarma Yojna etc) to be expedited and Private Banks must achieve their targets.</p> <p>(Action: All Banks)</p>	<p>A letter has been sent to all private sector bank vide letter no SLBC/RR/2025-26/618 dated 25.02.2026 to support in GSS loans sanction and disbursement.</p> <p>Performance under important Government Sponsored Scheme of Private Sector Banks placed as Annexure-I at page no 15.</p>

6	<p>Under PMEGP, pending Margin Money disbursement in case of loans disbursed in previous years to be released at the earliest and Margin Money disbursement in case of loans disbursed in current year, in all eligible cases, to be released on regular basis.</p> <p>(Action: KVIC)</p>	<p>KVIC vide e-mail dated 14.05.2026, has advised that they have already released Margin Money amount to the beneficiaries more than the target allocated for the Bihar State. A brief detail of target allocated during the last four years along with Margin Money released is mentioned below:</p> <table border="1" data-bbox="491 465 1465 949"> <thead> <tr> <th colspan="8" style="text-align: right;">(No. in Actual & Amt. in Rs. Crore)</th> </tr> <tr> <th rowspan="2">FY</th> <th colspan="3">Target</th> <th colspan="4">Achievement</th> </tr> <tr> <th>Physical</th> <th>Financial</th> <th>Employment</th> <th>Physical</th> <th>Financial</th> <th>Employment</th> <th>% of MM</th> </tr> </thead> <tbody> <tr> <td>2022-23</td> <td>3129</td> <td>8823</td> <td>25032</td> <td>4458</td> <td>12121</td> <td>35664</td> <td>137.37</td> </tr> <tr> <td>2023-24</td> <td>10690</td> <td>10667</td> <td>85520</td> <td>6813</td> <td>18996</td> <td>54504</td> <td>178.08</td> </tr> <tr> <td>2024-25</td> <td>4945</td> <td>13547</td> <td>39560</td> <td>5015</td> <td>14900</td> <td>40120</td> <td>109.98</td> </tr> <tr> <td>2025-26</td> <td>2758</td> <td>10222</td> <td>22064</td> <td>4602</td> <td>13419</td> <td>50622</td> <td>131.28</td> </tr> </tbody> </table> <p>Further to above, KVIC advised that the matter of releasing of Margin Money more than the target allocated to Bihar State was supposed to be taken care by Department of Industries as per 87th SLBC meeting held on 20.12.2023 wherein, the Industry Department confirmed that for the release of pending Margin Money the matter has been taken up with concerned authority.</p>	(No. in Actual & Amt. in Rs. Crore)								FY	Target			Achievement				Physical	Financial	Employment	Physical	Financial	Employment	% of MM	2022-23	3129	8823	25032	4458	12121	35664	137.37	2023-24	10690	10667	85520	6813	18996	54504	178.08	2024-25	4945	13547	39560	5015	14900	40120	109.98	2025-26	2758	10222	22064	4602	13419	50622	131.28
(No. in Actual & Amt. in Rs. Crore)																																																									
FY	Target			Achievement																																																					
	Physical	Financial	Employment	Physical	Financial	Employment	% of MM																																																		
2022-23	3129	8823	25032	4458	12121	35664	137.37																																																		
2023-24	10690	10667	85520	6813	18996	54504	178.08																																																		
2024-25	4945	13547	39560	5015	14900	40120	109.98																																																		
2025-26	2758	10222	22064	4602	13419	50622	131.28																																																		
7	<p>At least one special DCC & BLBC meeting should be conducted in each month of February & March in the current FY 2025-26 by all the districts.</p> <p>(Action: All DMs/All LDMs/ Lead Banks)</p>	<p>Communication was sent to all Lead Bank vide letter no 604 dated 19.02.2026 to Finance Department, GoB, RBI and all Lead District Managers to conduct special DCC and BLBC meeting in the month of February and March 2026 to review the progress.</p> <p>Finance Department, Govt. of Bihar has also advised all DMs vide letter no 326 dated 25.02.2026 for compliance of the same.</p> <p>For quarter ended March 2026 all DCC and BLBC meetings has been conducted in respective districts and blocks.</p> <p>Communication has been sent by SLBC to all Lead Banks and LDMs vide email dated 04.05.2026 and 10.06.2026 to conduct meeting for quarter ended June 2026 well in time.</p>																																																							

8

Review of Branches having Agriculture Base but have not done a single KCC during FY 2025-26.

(Action: All Banks)

BRANCHES HAVING AGRI BASE BUT SANCTIONED ZERO NEW KCC (CROP) DURING FY 2025-26 UP TO 31.03.2026					
S.N	Name of Bank	Branches as on 31.03.25	Branches having Agri Base/Out standing as on 31.03.25	Branches disburse d Zero new KCC (CROP) OUT OF B	% of branches
		A	B	C	D=(C/B* 100)
1	Bank of Maharashtra	61	29	18	62.07
2	Central Bank of India	428	340	173	50.88
3	Bank of India	353	275	136	49.45
4	Indian Bank	298	211	75	35.55
5	Union Bank of India	239	228	67	29.39
6	Bank of Baroda	312	196	38	19.39
7	Punjab National Bank	707	574	107	18.64
8	State Bank of India	1047	732	136	18.58
9	Indian Overseas Bank	61	61	10	16.39
10	Canara Bank	330	326	43	13.19
11	UCO Bank	242	113	5	4.42
12	Punjab And Sind Bank	21	11	0	0.00
Total Public Secor Banks		4099	3096	808	26.10
13	Bandhan Bank	677	675	675	100.00
14	ICICI Bank	168	64	64	100.00
15	Indusind Bank	58	58	58	100.00
16	Kotak Mahindra Bank	28	13	13	100.00
17	HDFC Bank	205	144	112	77.78
18	IDBI Bank	77	55	16	29.09
19	AXIS Bank	155	155	10	6.45
Total Pvt. Sector Bank		1368	1164	948	81.44
20	State co-op. Bank	303	266	28	10.53
Total CO-OP Bank		303	266	28	10.53
21	Bihar Gramin Bank	2104	2072	182	8.78
Total RRB		2104	2072	182	8.78
22	Jana SFB	22	22	22	100.00
23	Ujjivan SFB	53	52	52	100.00
24	Utkarsh SFB	272	236	236	100.00
25	ESAF SFB	15	10	10	100.00
26	Unity SFB	27	26	26	100.00
Total Small Finance Bank		389	346	346	100.00
Grand Total (Bihar)		8263	6944	2312	33.29

A Letter has been sent by SLBC to all concerned Banks vide letter no. SLBC/RR/2025-26/620 dated 07.03.2026.

A letter has also been sent to Banks to activate the branches where KCC has not been sanctioned but have Agriculture base vide letter no. SLBC/RR/2025-26/619 dated 07.03.2026.

9 Under Agriculture Infrastructure Fund, pending loan disbursement to be expedited.
(Action: All Banks)

204 application was pending for disbursement as on 31.12.2025. 411 applications have been disbursed after 31.12.2025 to 12.06.2026.

Progress under Agriculture Infrastructure Fund (AIF)- Since Inception					
S N	Bank Name	Disbursed As On			
		31.12.25	30.03.26	12.06.26	Increase over 31.12.25
1	State Bank of India	648	696	761	113
2	Punjab National Bank	407	460	482	75
3	Bank of India	313	357	377	64
4	Bank of Baroda	90	140	143	53
5	Central Bank of India	13	41	43	30
6	HDFC Bank	145	150	169	24
7	Union Bank of India	51	67	73	22
8	UCO Bank	66	74	74	8
9	Canara Bank	137	144	144	7
10	State Co-Op Bank	5	12	12	7
11	Bihar Gramin Bank	19	20	22	3
12	Punjab and Sind Bank	0	1	2	2
13	Indian Bank	54	55	55	1
14	Bank of Maharashtra	4	5	5	1
15	Others	0	1	1	1
16	IDBI	19	19	19	0
17	Axis Bank	3	3	3	0
18	ICICI Bank	3	3	3	0
19	Indian Overseas Bank	2	2	2	0
20	Karnataka Bank	2	2	2	0
21	Kotak Mahindra Bank	1	1	1	0
22	Federal Bank	1	1	1	0
23	Bandhan Bank Ltd	0	0	0	0
24	J&K Bank	0	0	0	0
25	YES Bank	0	0	0	0
26	IDFC	0	0	0	0
Total		1983	2254	2394	411

10	<p>List of PM Kisan beneficiaries, onboarded on Agri stack, having no KCC with any bank, to be shared directly with the concerned Banks for saturation under KCC to willing farmers. Banks' summary report to be provided to SLBC.</p> <p>(Action: Agriculture Department)</p>	<p>Letter is sent by SLBC to Agriculture Department, Government of Bihar vide no SLBC/RR/2025-26/611 dated 24.02.2026 for submission of Action Taken Report. It was further followed up with department vide email dated 19.05.2026 and 05.06.2026.</p> <p>Another letter vide no. SLBC/C/2026-27/018 dated 13.04.2026 was sent to Agriculture Department, Government of Bihar under information to Development Commissioner, Bihar and ACS, Finance Department, GoB.</p> <p>A letter was also sent by Development Commissioner, Bihar to Agriculture Department, GoB vide letter no 105 dated 15.04.2026 to provide list of PM Kisan beneficiary registered on Agri Stack with land holding detail to respective banks.</p> <p>Accordingly, a letter has been sent by Agriculture Department, GoB vide no.2710 dated 28.04.2026 to Department of Agriculture & Farmers Welfare, Ministry of Agriculture & Farmers Welfare, Government of India to provide data of PM Kisan beneficiaries registered on Agri Stack for KCC saturation of willing farmers.</p> <p>Respective bank wise list is awaited.</p> <p>In the High-Level Committee meeting dated 18.05.2026 under the chairmanship of Development Commissioner, Bihar it was agreed to onboard the KCC scheme on JanSamarth portal of Government of India. At present Chhattisgarh, Madhya Pradesh, Gujrat, Maharashtra, Karnataka and two districts of Uttar Pradesh is onboarded on JanSamarth portal for Kisan Credit Card.</p>
11	<p>List of applications generated under Animal Husbandry and Fisheries scheme to be shared with State Head office of the Banks by Dairy, Fisheries & Animal Resources department, Bihar for effective monitoring by respective banks on regular basis.</p> <p>(Action: Dairy, Fisheries & Animal Resources Department)</p>	<p>Letter was sent to Dairy, Fisheries and Animal Resources Department by SLBC vide no. SLBC/RR/2025-26/610 dated 24.02.2026 for submission of Action Taken Report.</p> <p>List of loan applications has been shared by Dairy, Fisheries & Animal Resources department with SLBC. List of latest applications have been shared with concerned banks for their early disposal and reconciliation with concerned department.</p>

12	<p>Format of self-declaration to be put through gazette notification to increase advances towards KCC (Animal Husbandry) and KCC (Fisheries).</p> <p>(Action: Dairy, Fisheries & Animal Resources Department)</p>	<p>Letter was sent to Dairy, Fisheries and Animal Resources Department by SLBC vide no. SLBC/RR/2025-26/610 dated 24.02.2026 for submission of action taken by them. It was followed up vide email dated 19.05.2026 and 05.06.2026.</p> <p>Response has been received on 17.06.2026 from Dairy, Fisheries & Animal resources department for including it in next agriculture sub-committee-II meeting, convened by Dairy, Fisheries & Animal resources department.</p>
13	<p>A committee to be constituted under the chairmanship of Development Commissioner with Additional Chief Secretary – Finance, CGM SBI, RD RBI, CGM NABARD as members to monitor the progress of Banks.</p> <p>(Action: Finance Dept.)</p>	<p>The committee has been constituted under the chairmanship of Development Commissioner, Bihar vide Finance Department, Govt. of Bihar order no. 234 dated 09.02.2026.</p> <p>First meeting was held on 09.03.2026 and second meeting on 18.05.2026.</p>

Annexure -I

Performance under important Government Sponsored Scheme - Private Sector Bank

S. N.	Bank Name	No. of Branches	Disbursement Since Inception till 31.03.2026 (No.)				Sanction FY 2025-26 till 31.03.2026					
			AIF*	PM Vishwakarma	PM SVANidhi	PM Surya Ghar Muft Bijli Yojna	PMEGP			PMFME		
							Target	Sanction	% Ach.	Target	Sanction	% Ach.
1	AXIS BANK	163	3	7	8	0	57	35	61.40	268	4	1.49
2	BANDHAN BANK	683	0	0	1	0	67	0	0.00	100	0	0.00
3	FEDERAL BANK	11	1	0	12	0	5	0	0.00	0	0	0.00
4	HDFC BANK	204	150	10	762	0	53	18	33.96	249	70	28.11
5	ICICI BANK	176	3	3	7	0	52	35	67.31	216	129	59.72
6	IDBI BANK	79	19	5	245	5	56	60	107.14	127	102	80.31
7	IDFC FIRST BANK	14	0	0	0	0	0	0	0.00	0	0	0.00
8	INDUSIND BANK	58	2	0	2	0	19	0	0.00	86	0	0.00
9	J & K BANK	1	0	0	56	0	1	0	0.00	0	0	0.00
10	KARNATAKA BANK	1	2	0	4	0	1	0	0.00	0	0	0.00
11	KARUR VYSYA BANK	1	0	0	0	0	0	0	0.00	0	0	0.00
12	KOTAK MAHINDRA BANK	32	1	14	6	0	10	0	0.00	0	0	0.00
13	RBL BANK	6	0	0	0	0	0	0	0.00	0	0	0.00
14	SOUTH INDIAN BANK	1	0	0	0	0	0	0	0.00	0	0	0.00
15	YES BANK	9	0	0	0	0	0	0	0.00	0	0	0.00
PVT. SECTOR TOTAL		1439	181	39	1103	5	321	148	46.11	1046	305	29.16
TOTAL BIHAR		8476	2254	21711	198646	9487	2758	3462	125.53	11000	7972	72.47
PVT.SECTOR % SHARE		16.98	8.03	0.18	0.56	0.06	11.64	4.27		9.51	3.83	

* Data of AIF is upto 30.03.2026

3.2 Minutes of The 95th Quarterly Meeting of SLBC Held On 22.01.2026.

The Minutes and action points of above mentioned meeting have been placed at **Page Nos.67-96**

4 Review of financial inclusion initiative, expansion of banking network and financial literacy

4.1 Status of opening of banking outlets in unbanked villages, CBS – enabled banking outlets at the unbanked rural centers (URCs).

As on 31.03.2026 details of CBS enabled banking outlet (Branches and Fixed-Point BC/CSP) as under:

BANKS	NO. OF BANK BRANCHES				FIXED POINT BC/CSP (BANKING OUTLET)
	RURAL	SEMI URBAN	URBAN	TOTAL	
COMM BANK	2066	1965	1628	5659	41271
CO-OP BANK	111	135	57	303	286
RRB	1467	524	110	2101	7469
SFB	161	165	87	413	79
IPPB	--	--	--	--	6958
TOTAL	3805	2789	1882	8476	56063

Bank-wise and District-wise details are placed on **Page Nos 101-104.**

4.2 Review of operations of Business Correspondents (BCs)- hurdles / issues involved

Each bank has their own methodology to review operations of their BCs and there is no hurdle/ issue reported by any Banks.

4.3 Progress in increasing digital modes of payment in State, provision of continuous connectivity with sufficient bandwidth, resolving connectivity issues/connectivity options (Bharat Net, VSAT, etc.), installation of ATMs and PoS machines and status of implementation of e-receipt and e-payments in the State.

Increasing digital modes of payment aligns with the Government's vision of a cashless and inclusive economy, empowering every citizen in their financial decision. The Department of Financial Services (DFS), Ministry of Finance, plays an important role in driving the promotion of digital payments. Efforts to accelerate the adoption of fast payment systems like the Unified Payments Interface (UPI) has revolutionized the way financial transactions are conducted, enabling real-time, secure, and seamless payments for millions. The digital payments landscape has demonstrated remarkable expansion.

Reserve Bank of India also plays vital role to develop safe and secure payment system.

For promoting digital payments ecosystem RBI had launched a campaign “**Expanding and Deepening of Digital Payment Ecosystem (EDDP)**”. In the initiative all accounts have been covered with at least one digital banking product like internet banking, debit card, mobile banking, UPI, USSD, AEPS, QR code etc.

With coordinated efforts of all banks, LDMs and stake holders the target for 100% digitization has been achieved. Banks have reported this achievement till June 2024.

Important instruction of RBI vide letter No. FIDD (Patna) No./S130/05.01.001/2024-25 dated 09.12.2024 regarding sustainability of the initiative to provide at least one digital payments mode in all newly opened Saving and Current account has been advised to Banks. The Banks have also been advised to monitor progress.

As far as continuous connectivity with sufficient bandwidth is concern no hurdle / issue is reported by any Banks.

As on 31.03.2026 details of ATMs and Point of Sale (PoS) machine placed as under:

BANKS	NO. OF ATMs				POS
	RURAL	SEMI URBAN	URBAN	TOTAL	
COMM BANK	965	1980	3781	6726	236580
CO-OP BANK	46	62	56	164	66
RRB	0	0	0	0	0
SMALL FINANCE BANK	12	32	52	96	39
TOTAL	1023	2074	3889	6986	236685

Bank-wise and District-wise details are placed on **Page Nos 105-108**.

4.4 Status of rollout of Direct Benefit Transfer (DBT) in State, Aadhar seeding and authentication.

DBT has emerged as a very important & useful tool in administrating financial benefits related schemes of Gol & GoB. With the growing number of DBT beneficiaries day by day, the challenges before the banks for effecting quick and successful DBT transactions have also grown manifold. In order to minimize the instances of failed transactions, proper Aadhar Seeding and authentication with UIDAI of bank accounts of the beneficiaries are the only way out.

The DBT user departments may ensure, beforehand, the availability of Aadhar Seeding with bank accounts of the beneficiaries from the related banks to avoid transaction failures. These Departments should update and correct their account number data base before submitting the same to banks for DBT to minimize the failed transactions and delay in receipt of funds by the beneficiaries. The remitting bank branches should provide details of failed transactions to the concerned customer departments immediately for correction.

The Public Financial Management System (PFMS) has been a cornerstone in the implementation of Direct Benefit Transfer (DBT), a crucial aspect of the Digital India Initiative. The DBT Payment Summary since its inception showcases a substantial increase in both the number of schemes and the amount disbursed, underlining the system's impact.

As on 31.03.2026 status of Aadhar seeding and authentication in operative Current Account Saving Account (CASA) is as under:

TOTAL NUMBER OF OPERATIVE CASA IN BIHAR	TOTAL NO. OF AADHAR SEEDED CASA	TOTAL NO. OF AUTHENTICATED CASA
12,36,21,947	8,58,52,929	7,10,51,511

Bank-wise and District-wise details are placed on **page no.111-112.**

4.5 Review of inclusion of Financial Education in School Curriculum, financial literacy initiatives by banks (particularly digital financial literacy)

The inclusion of financial education in school curriculum for students of classes VI to X is an important milestone under National Strategy for Financial Education (NSFE) 2020-2025. In this context, with the cooperation of SCERT, RBI Patna was able to include Financial Education content in the state school curriculum for classes VI-VIII. However, the existing workbooks, as prepared by National Centre for Financial Education (NCFE) which has already been shared with the SCERT, Bihar is yet to be included in the curriculum of classes IX and X.

4.6 Creating awareness about various schemes, subsidies, facilities, e.g., crop insurance, renewable energy.

Awareness is being created through various channels by Central Government, State Government, Banks and Financial institutions.

4.7 Review of efforts towards end-to-end projects involving all stakeholders in the supply chain.

No such mechanism.

4.8 Review of Performance under Social Security Schemes

(FY – 2025-26) Q4

4.8A Pradhan Mantri Jan Dhan Yojna (PMJDY)

Under this scheme, a Savings Bank account with minimal documents is opened with zero balance & Rupay Card is issued. The account carries free of cost accidental death insurance of ₹ 2 lakh for the account holder, subject to the terms of usage.

(No. in Actual)

PMJDY accounts opened in FY 2025 – 26 as on 31.03.2026	Total PMJDY accounts in Bihar	Zero balance accounts	Deposit held in the accounts
57,32,071	6,66,91,901	56,83,378	31,494 Cr.

Bank-wise and District-wise details are placed on **Page Nos 113-114**.

4.8B Pradhan Mantri Suraksha Bima Yojana (PMSBY)

PMSBY is a social security scheme in which persons having savings bank account and aged between 18 to 70 years can be insured for a sum of ₹ 2.00 lakh against accidental death on a payment of a paltry premium of ₹ 20/- per year (w.e.f 01.06.2022). The coverage is available also in case of complete or partial disability. The yearly premium is to be debited automatically from the SB A/C on the basis of authorization by the customer. The insurance will be valid from 1st June to 31st May each year and is renewable.

The status as on 31.03.2026 under PMSBY in Bihar is placed below:

No. of Enrolment under PMSBY During FY 2025 - 26 as on 31.03.2026	Total no. of enrolment under PMSBY as on 31.03.2026	Total no. of eligible cases under PMSBY as on 31.03.2026
48,97,983	3,35,75,560	10,90,17,332

Bank-wise and District-wise details are placed on **Page Nos 115-118**.

4.8C Pradhan Mantri Jeevan Jyoti Bima Yojana (PMJJBY)

PMJJBY provides insurance coverage at a very low premium. Under the scheme any saving bank account holder aged between 18 to 50 years can be insured for a sum of Rs.2.00 lacs against death on a payment of yearly premium of Rs.436/- per year (w.e.f. 01.06.2022) only, which will be debited from his saving account. The insurance is valid from 1st June to 31st May each year and is renewable.

The status as on 31.03.2026 under PMJJBY in Bihar is placed below:

No. of Enrolment under PMJJBY During FY 2025- 26 as on 31.03.2026	Total no. of enrolment under PMJJBY as on 31.03.2026	Total no. of eligible cases under PMJJBY as on 31.03.2026
27,06,194	1,24,30,288	7,99,81,805

Bank-wise and District-wise details are placed on **Page Nos 115-118**.

4.8D Atal Pension Yojana (APY)

People aged between 18 to 40 years who do not have any social security coverage are eligible under Atal Pension Yojana. The scheme is mainly targeted at workers in the unorganized sector. After attaining the age of 60 years contributors to the scheme will get a monthly pension between ₹ 1000 to ₹ 5000 per month depending upon their monthly contribution. After the death of pensioner and his/her spouse, their nominee will

be paid a lump-sum amount.

FY 2025 – 26 (Q4)

Target (PFRDA)	Achievement	Achievement %	Total APY Enrolment as on 31.03.2026
6,72,185	10,90,832	162.28 %	72,28,955

Bank-wise and District-wise details are placed on **Page Nos 115-118**.

5 Review of credit disbursement by banks

5.1 Achievement under ACP, Priority Sector Lending for FY 2025-26

5.1(a) Bank type-wise

(FY 2025-26) Q4
(Amt. in Rs. Crore)

The performance of Banks under the Annual Credit Plan FY: 2025-26 upto the end of FY 2025-26 (Q4) bank type-wise is as under: -

Banks	Target	Achievement	% Ach.
Commercial Banks	267587	233110	87.12
Co-operative Banks	13230	13137	99.30
RRBs	40728	31474	77.28
Small Finance Banks	14455	6910	47.80
Total	336000	284631	84.71

Comparative Performance under ACP bank type-wise as on March 2026 vis-à-vis March 2025 is furnished here under:

(FY 2025-26) Q4
(Amt. in Rs. Crore)

Banks	2024-25 (Q4)			2025-26 (Q4)		
	Target	Ach.	% Ach	Target	Ach.	% Ach
Commercial Banks	261300	187112	71.61	267587	233110	87.12
Co-operative Banks	8619	13028	151.15	13230	13137	99.30
RRBs	38196	25334	66.38	40728	31474	77.28
Small Finance Banks	14978	5753	38.41	14455	6910	47.80
Total	323093	231247	71.57	336000	284631	84.71

5.1 (b) Sector-wise

Sector wise performance under ACP by quarter ended March 2026 as under:

(FY 2025-26) Q4
(Amt. in Rs. Crore)

Sector	Target	Achievement	% Ach.
Agriculture	112000	76194	68.03
MSME	119000	100275	84.26
OPS	9000	5570	61.89
Total Priority Sector	240000	182039	75.85
NPS	96000	102592	106.87
Total	336000	284631	84.71

Comparative Performance under ACP sector-wise as on March 2026 vis-à-vis March 2025 is as under :

(FY 2025-26) Q4
(Amt. in Rs. Crore)

Sector	2024-25 (Q4)			2025-26 (Q4)		
	Target	Ach.	% Ach	Target	Ach.	% Ach
AGL	111266	70178	63.07	112000	76194	68.03
MSME	103238	67822	65.69	119000	100275	84.26
OPS	28589	6114	21.39	9000	5570	61.89
Total PS	243094	144114	59.28	240000	182039	75.85
NPS	80000	87133	108.92	96000	102592	106.87
Total	323093	231247	71.57	336000	284631	84.71

5.1 (c) District - wise(FY 2025-26) Q4
(Amt. in Rs. Crore)**Bottom 5 Districts In ACP Achievement**

Sl No.	District	Target	Achievement	% Achi.
1	Sheohar	1542	785	50.91
2	Jehanabad	3648	1975	54.15
3	Banka	4570	2477	54.20
4	Lakhisarai	3186	1750	54.92
5	Buxar	5798	3236	55.81

5.1 (d) Bank-wise**Bottom 5 Banks In ACP Achievement**(FY 2025-26) Q4
(Amt. in Rs. Crore)

S.N.	Name of the Bank	Target	Achievement	% Achiev.
1	South Indian Bank	54	7.42	13.74
2	Karur Vysya Bank	24	5.78	24.08
3	Utkarsh Small finance Bank	9342	3122	33.42
4	IndusInd Bank	13667	5467	40.00
5	Unity Small Finance Bank	1122	467	41.58

Bank-wise and District-wise details are placed on **Page Nos 119-120**.**5.1 (e) Outstanding Advances**(As on 31.03.2026)
(Amt. in Rs. Crore)

Total Adv.	Priority Sector (PS) Adv.	% of PS Adv.	Agri Adv.	% of Agri Adv.	MSME	% of MSME Adv.	OPS Adv.	% of NPS Adv.	NPS Adv.	% of NPS Adv.
353011	204212	57.85	98790	27.99	85524	24.23	19898	5.64	148799	42.15

Bank-wise and District-wise details are placed on **Page Nos 121-122**.**5.2 Financing to MSME Sector**

In terms of the recommendations of the Prime Minister's Task Force on MSMEs, banks have been advised to achieve:

- (i) 20% year-on-year growth in credit to Micro and Small Enterprises,
- (ii) 10 % annual growth in the number of Micro Enterprise accounts and
- (iii) 60% of total lending to MSME sector as on corresponding quarter of the previous year to Micro Enterprises.

As per the RBI Master Directions – Reserve Bank of India (Priority Sector Lending – Targets and Classification) Directions, 2025 vide circular no. RBI/FIDD/2024-25/128 Master Directions FIDD.CO.PSD.BC.13/04.09.001/2024-25 dated 24.03.2025. Micro, Small & Medium Enterprises comprises (i) Micro Enterprises (ii) Small Enterprises (iii) Medium Enterprises (iv) Other finance to MSMEs.

(FY 2025-26) Q4
(Amt. in Rs. Crore)

MICRO			SMALL			MEDIUM			OTHER		
TARGET	ACH.	% ACH.	TARGET	ACH.	% ACH.	TARGET	ACH.	% ACH.	TARGET	ACH.	% ACH.
77500	66233	85.46	31000	25031	80.74	9500	8666	91.22	1000	345	34.50

Bank-wise and District-wise details are placed on **Page Nos 127-134.**

5.3 Financing to Agriculture sector

5.3 (a) Agriculture Disbursement Priority Sector

(FY 2025-26) Q4
(Amt. in Rs. Crore)

Crop Loan			Term Loan			Agri. Infra.			Ancillary Activities			Total Agri (PS)		
Tar.	Ach.	%Ach	Tar.	Ach.	%Ach	Tar.	Ach.	%Ach	Tar.	Ach.	%Ach	Tar.	Ach.	%Ach.
40485	33335	82.34	50565	21353	42.23	1000	497	49.73	19950	21009	105.31	112000	76194	68.03

Bank-wise and District-wise details are placed on **Page Nos 141-142.**

5.3 (b) Kisan Credit Card (KCC)

(FY 2025-26) Q4
(No. in actual Amt. in Rs. Crore)

BANK TYPE	KCC NEW						KCC RENEW					
	TARGET		DISBURSED		% ACHIV.		TARGET		DISBURSED		% ACHIV.	
	NO.	AMT	NO.	AMT	NO.	AMT	NO.	AMT	NO.	AMT	NO.	AMT
Com. Banks	492636	6892	40171	634	8.15	9.20	918674	12858	411925	6000	44.84	46.67
Co op	27375	383	3932	22	14.36	5.84	54662	765	71721	264	131.21	34.45
RRBs	188228	2635	70875	568	37.65	21.54	955520	13377	724992	9012	75.87	67.37
SFB	35052	490	0	0	0.00	0.00	0	0	0	0	0.00	0.00
Total	743291	10400	114978	1224	15.47	11.77	1928856	27000	1208638	15276	62.66	56.58

BANK TYPE	TOTAL KCC (NEW+RENEW)					
	TARGET		DISBURSED		% ACHIEVEMENT	
	NO.	AMT	NO.	AMT	NO.	AMT
Commercial Banks	1411310	19750	452096	6634	32.03	33.59
Co-operative Banks	82037	1148	75653	286	92.22	24.91
RRBs	1143748	16012	795867	9579	69.58	59.83
Small Finance Bank	35052	490	0	0	0.00	0.00
Grand Total	2672147	37400	1323616	16499	49.53	44.12

Bank-wise and District-wise details are placed on **Page Nos 147-148.**

5.3 (C) Kisan Credit Card (KCC): Outstanding & NPA

As on 31.03.2026
(Amt. in Rs. Crore)

KCC OUTSTANDING		NPA		NPA %	
NO.	AMT.	NO.	AMT.	NO.	AMT.
32,07,183	25,833	13,32,189	9,858	41.54	38.16

Bank-wise and District-wise details are placed on **Page Nos 149-150.**

5.4 (d) Issuance of Rupay ATM Cards to KCC Holders

As on 31.03.2026

Total KCC A/Cs (Outstanding)	Rupay ATM card issued	Rupay ATM card activated
No.	No.	No.
32,07,183	5,45,109	2,42,279

Bank-wise and District-wise details are placed on Page Nos 149-150.

5.4 (e) Kisan Credit Card – Animal Husbandry (KCC - AH)

(FY 2025-26) Q4

(No. in actual Amt. in Rs. Crore)

Bank Type	KCC - AH NEW						KCC - AH RENEW					
	TARGET		DISBURSED		% ACHIV.		TARGET		DISBURSED		% ACHIV.	
	NO.	AMT	NO.	AMT	NO.	AMT	NO.	AMT	NO.	AMT	NO.	AMT
Com. Banks	25251	902	12028	219	47.63	24.28	13521	486	77468	722	572.95	148.55
Co operative	1232	44	0	0	0.00	0.00	0	0	0	0	0.00	0.00
RRBs	4996	179	25335	124	507.11	69.06	14296	514	16859	102	117.93	19.77
SFB	3080	110	0	0	0.00	0.00	0	0	0	0	0.00	0.00
Total	34559	1235	37363	343	108.11	27.74	27817	1000	94327	824	339.10	82.36

Bank Type	TOTAL KCC - AH (NEW+RENEW)					
	TARGET		DISBURSED		% ACHIV.	
	NO.	AMT	NO.	AMT	NO.	AMT
Commercial Banks	38772	1388	89496	941	230.83	67.79
Co-operative Banks	1232	44	0	0	0.00	0.00
RRBs	19292	693	42194	225	218.71	32.50
Small Finance Bank	3080	110	0	0	0.00	0.00
Grand Total	62376	2235	131690	1166	211.12	52.18

Bank-wise and District-wise details are placed on Page Nos 151-152.

5.4 (f) Kisan Credit Card – Animal Husbandry Outstanding & NPA

As on 31.03.2026

(Amt. in Rs. Crore)

KCC AH OUTSTANDING		NPA		NPA %	
NO.	AMT.	NO.	AMT.	NO.	AMT.
147717	1527	11206	109	7.60	7.11

Bank-wise and District-wise details are placed on Page Nos 153-154.

5.4 (g) Kisan Credit Card – Fisheries (KCC - Fish)

(FY 2025-26) Q4

(No. in actual Amt. in Rs. Crore)

Bank Name	KCC - FISHERIES NEW						KCC - FISHERIES RENEW					
	TARGET		DISBURSED		% ACHIV		TARGET		DISBURSED		% ACHIV	
	NO.	AMT	NO.	AMT	NO.	AMT	NO.	AMT	NO.	AMT	NO.	AMT
Com. Banks	6344	317.2	81	1.29	1.28	0.41	2750	55	881	23.17	32.04	42.13
Co operative	318	15.9	0	0	0.00	0.00	0	0	0	0	0.00	0.00
RRBs	738	36.9	1116	6.61	151.22	17.91	2750	55	973	8.16	35.38	14.84
SFB	800	40	0	0	0.00	0.00	0	0	0	0	0.00	0.00
Total	8200	410	1197	7.90	14.60	1.93	5500	110	1854	31.33	33.71	28.48

Bank Name	TOTAL KCC - FISHERIES (NEW+RENEW)					
	TARGET		DISBURSED		% ACHIV	
	NO.	AMT	NO.	AMT	NO.	AMT
Commercial Banks	9094	372.20	962	24.46	10.58	6.57
Co-operative Banks	318	15.90	0	0	0.00	0.00
RRBs	3488	91.90	2089	14.77	59.89	16.07
Small Finance Bank	800	40	0	0	0.00	0.00
Grand Total	13700	520	3051	39.23	22.27	7.54

Bank-wise and District-wise details are placed on **Page Nos 155-156.**

5.4 (h) Kisan Credit Card – Fisheries Outstanding & NPA

As on 31.03.2026

(No. in actual & Amt. in Rs. Crore)

KCC- F OUTSTANDING		NPA		NPA %	
NO.	AMT.	NO.	AMT.	NO.	AMT.
1700	21.20	233	3.03	13.71	14.29

Bank-wise and District-wise details are placed on **Page Nos 157-158.**

5.4 (i) Dairy(FY 2025-26) Q4
(No. in actual & Amt. in Rs. Crore)

Bank Type	TARGET		DISBURSED		% ACHIEVEMENT	
	No.	Amt.	No.	Amt.	No.	Amt.
Commercial Banks	158520	3963	124849	1112	78.76	28.06
Co-operative Banks	11160	279	0	0.00	0.00	0.00
RRBs	34760	869	17709	67	50.95	7.65
Small Finance Bank	35120	878	8405	55	23.93	6.22
Grand Total	239560	5989	150963	1233	63.02	20.59

Bank-wise and District-wise details are placed on **Page Nos 159-160.****5.4 (j) Poultry**(FY 2025-26) Q4
(No. in actual & Amt. in Rs. Crore)

Bank Type	TARGET		DISBURSED		% ACHIEVEMENT	
	No.	Amt.	No.	Amt.	No.	Amt.
Commercial Banks	51667	2311	15253	201	29.52	8.71
Co-operative Banks	3665	164	0	0	0.00	0.00
RRBs	11194	503	2	0.41	0.02	0.08
Small Finance Bank	11554	518	2894	19	25.05	3.76
Grand Total	78080	3496	18149	221	23.24	6.33

Bank-wise and District-wise details are placed on **Page Nos 161-162.****5.4 (k) Fisheries**(FY 2025-26) Q4
(No. in actual & Amt. in Rs. Crore)

Bank Type	TARGET		DISBURSED		% ACHIEVEMENT	
	No.	Amt.	No.	Amt.	No.	Amt.
Commercial Banks	35695	1065	12580	102	35.24	9.55
Co-operative Banks	2444	73	0	0	0.00	0.00
RRBs	7645	229	8	1	0.10	0.38
Small Finance Bank	8166	244	2055	13	25.17	5.20
Grand Total	53950	1611	14643	116	27.14	7.16

Bank-wise and District-wise details are placed on **Page Nos 163-164.****5.5 Education Loan (Priority Sector)**(FY 2025-26) Q4
(No. in actual & Amt. in Rs. Crore)

TARGET		ACHIE.		% ACHIE.		OUTSTANDING		NPA		% NPA	
NO.	AMT	NO.	AMT	NO.	AMT	NO.	AMT	NO.	AMT	NO.	AMT
19531	860	19189	458	98.25	53.21	59642	2312	11692	415	19.60	17.96

Bank-wise and District-wise details are placed on **Page Nos 187-188.**

5.6 Housing Loan (Priority Sector)

(FY 2025-26) Q4
(No. in actual & Amt. in Rs. Crore)

TARGET		ACHIE.		% ACHIE.		OUTSTANDING		NPA		% NPA	
NO.	AMT	NO.	AMT	NO.	AMT	NO.	AMT	NO.	AMT	NO.	AMT
24900	2490	27617	2227	110.91	89.45	120665	14540	4766	171	3.95	1.17

Bank-wise and District-wise details are placed on **Page Nos 189-190**.

6 Discussion on lending towards important government sponsored schemes

6.1 Prime Minister's Employment Generation Programme (PMEGP)

Progress under the scheme as on **31.03.2026** is tabled below:

(FY 2025-26) Q4

SCHEME	TARGET	SANCTIONED	SANCTIONED %	APPLICATION FORWARDED TO BANKS	PENDING APPLICATION
	NO.	NO.	NO.	NO.	NO.
PMEGP - I	2758	3462	125.53	19875	5204
PMEGP - II	83	19	22.89	85	61

Bank-wise and District-wise details are placed on **Page Nos 210-213**.

6.2 Pradhan Mantri Formalization of Micro Food Processing Enterprises (PMFME)

Prime Minister Formalization of Micro food processing Enterprises (PMFME) Scheme, an initiative under Aatma Nirbhar Bharat Abhiyan and "Vocal for Local" campaign, is being implemented by Ministry of Food Processing Industries (MoFPI) with an outlay of 10,000 Crore over a period of 5 years from 2020-21 to 2024-25 has since been extended by one more year i.e. upto 31.03.2026 (coinciding with 15th Finance Commission). The scheme has been further extended upto 30.09.2026 or till approval of the scheme in the 16th Finance Commission cycle, whichever is earlier.

Individual micro food processing units would be provided credit-linked capital subsidy @35% of the eligible project cost with a maximum ceiling of Rs.10.0 lakh per unit. Beneficiary contribution should be minimum of 10% of the project cost with balance being loan from Bank. SHGs and other non-Individual entities are also eligible under the scheme with enhanced subsidy. Details are available on website of MoFPI. Beneficiaries may apply online at pmfme.mofpi.gov.in.

Progress under the scheme as on 31.03.2026 is tabled below:

(FY 2025-26) Q4
(No. in actual)

Target	Sanctioned	% Sanction	Rejected	Under Process	Total
NO.	NO.	NO.	NO.	NO.	NO.
11000	7972	72.47	32058	8298	48328

Bank-wise and District-wise details are placed on **Page Nos 214-215**.

6.3 Pradhan Mantri Mudra Yojna (PMMY)

The Pradhan Mantri Mudra Yojna was launched on 08th April 2015 with an objective to create an inclusive, sustainable & value based entrepreneurial culture, in collaboration with partner institutions in achieving economic success and financial security. The loans in PMMY are extended under 3 categories: Shishu (upto ₹ 50,000), Kishore (₹ 50,001 to ₹ 5 lakh) & Tarun (₹ 5, 00,001 to ₹10 lakh). The loans are provided for income generating small business activities in manufacturing, processing, and service sector or trading.

From April 2016 onwards, activities allied to agriculture (excluding crop and land improvement loans) have also been included in this scheme. Interest rates are to be charged as per the policy decision of bank & there is no need of collateral security under this loan scheme.

As per Para 26 of the Budget Announcement 2024-25 "the limit of Mudra loans has been enhanced to Rs. 20 lakh from the current Rs.10 lakh for those entrepreneurs who have availed and successfully repaid previous loans under the 'Tarun' Category.

In this context, the loans above Rs. 10 lakh and upto Rs. 20 lakh will be categorized as 'Tarun Plus' and these changes are effective from FY 2024-25. DFS letter no 6/12/2024- Mission Office-DFS dated 25 October,2024. The letter has been shared with all member banks.

(FY 2025-26) Q4
(No. in actual & Amt. in Rs. Crore)

Shishu		Kishor		Tarun		Tarun Plus		Total	
Account	Amt.	Account	Amt.	Account	Amt.	Account	Amt.	Account	Amt.
872535	3659	2263756	22370	75918	4930	4022	542	3216231	31500

Bank-wise and District-wise details are placed on **Page Nos 206-209**.

6.4 PM SVANidhi Scheme

Ministry of Housing and Urban Affairs (MoHUA) has launched Prime Minister Street Vendor's Atma Nirbhar Nidhi (PM SVANidhi) Scheme on June 01, 2020, with the aim to facilitate collateral free working capital loan to street vendors to restart their businesses, which were adversely impacted by the COVID-19 pandemic. The scheme has the following objectives.

- i. Facilitate collateral free working capital loan upto ₹10,000, of 1 year tenure, with enhanced loan of ₹20,000 and ₹50,000 in the second and third tranches respectively, on repayments of earlier loans.
- ii. Incentivize regular repayment, through interest subsidy @ 7% per annum; and
- iii. Reward digital transactions, by way of cash back upto ₹1,200 per year.

Under PM SVANidhi Scheme, initially working capital loan of upto ₹ 10,000 was introduced. Considering requirement for enhanced loan, 2nd loan upto ₹ 20,000 w.e.f. 9.04.2021 and 3rd loan upto ₹ 50,000 w.e.f. 01.06.2022 were also introduced.

However, the Ministry has revised the cash back scheme w.e.f. 1- February 2023 which provides cashback of ₹ 1 per digital transactions subject to maximum of ₹ 100 in a month i.e. ₹ 1200 in a year.

As per letter No. F. No. K-12020(6)/6/2021-UPA-II-UD (E-9110875), Ministry of Housing & Urban Affairs, Gol dated 21.03.2025, no new loan application to be accepted after 31.12.2024. Loan applications already sanctioned till December 31,2024 can be disbursed as per existing guidelines. Loan applications received till 31.12.2024 can be processed/ sanctioned as per existing scheme guidelines but cannot be disbursed till the approval of extension/restructuring of scheme.

As per D.O. No. K-12020(6)/73/2025-PMS-B-MoHUA, dated 12.09.2025 Government of India has advised about launching of restructured PM SVANidhi scheme. The loan limits has been enhanced as under:

1st tranche Rs. 15,000/-, 2nd tranche increased to Rs. 25,000/-. The 3rd tranche loan amount remains same at Rs. 50,000/-. The applications sanctioned on or after 01.01.2025 and put on hold, can be disbursed. Applications under category "Returned by Banks" & "Picked up but not sanctioned" have been modified through back end to reflect higher amount as per restructured scheme with pick up date changed to 08.09.2025.

In order to increase the number of beneficiaries, Ministry, State Government and SLBC are taking initiatives which includes, *inter-alia* conduct of regular review meetings with States/UTs/ULBs/Lending Institutions, awareness campaign like broadcasting of radio jingles. Television advertisements and newspaper advertisements are being carried out from time to time. State have also been provided Information, Education and Communication (IEC) material in local languages regularly for outreach and dissemination of the benefits to the vendors to avail the benefits of the scheme.

Progress made under PM SVANidhi Scheme (cumulative since inception) as on 31.03.2026 is placed below:

ALL TRANCHES – CUMULATIVE SINCE INCEPTION (NO.)					
No. of Application	No. of Applications Sanctioned	No. of Application Pending for Sanction	No. of application Disbursed	No. of Application Pending for Disbursement	Returned by Bank (but can be processed again)
337371	204596	132775	194379	10217	78212

Bank-wise details are placed on **Page Nos 223-226**.

6.5 Agricultural Infrastructure Fund (AIF) Scheme

Agriculture Infrastructure Fund (AIF) scheme aims to mobilize a medium - long term debt finances facility for investment in viable projects for post-harvest management infrastructure and community farming assets through incentives and financial support in order to improve agriculture infrastructure in the country The Scheme will be operational from 2020-21 to 2032-33.

Moratorium for repayment under this financing facility may vary subject to minimum of 6 months and maximum of 2 years. All loans under this financing facility will have interest subvention of 3% per annum up to a limit of Rs. 2 crore. This subvention will be available for a maximum period of 7 years.

Marking a crucial milestone in India's mission to transform its agricultural sector, the Union Cabinet, chaired by Prime Minister Narendra Modi on August 28, 2024, approved a significant expansion of the *Agricultural Infrastructure Fund (AIF)* scheme. This decision introduces a series of measures designed to make the AIF more attractive, impactful, and inclusive, reflecting the government's commitment to enhancing agricultural productivity and infrastructure.

AIF scheme's expansion aims to strengthen agricultural infrastructure nationwide and provide robust support to the farming community by broadening the scope of eligible projects, introducing additional supportive measures, and fostering a more comprehensive agrarian infrastructure ecosystem.

Viable Farming Asset: The scheme now includes the creation of infrastructure for 'viable projects for building community farming assets'. This expansion allows all eligible beneficiaries to develop projects that enhance community farming capabilities, potentially improving productivity and sustainability in the agricultural sector.

Integrated Processing Projects: The list of eligible activities under AIF now includes integrated primary and secondary processing projects. However, standalone secondary projects remain ineligible and will continue to be covered under Ministry of Food Processing Industries (MoFPI) schemes.

PM KUSUM Component-A Integration: The government has allowed convergence between Component-A of the PM-KUSUM scheme and AIF. This integration is available for farmers, farmer groups, Farmer Producer Organizations (FPOs), cooperatives, and

Panchayats. The aim is to promote sustainable clean energy solutions alongside agricultural infrastructure development.

Enhanced Credit Guarantee Coverage : In addition to the existing Credit Guarantee Fund Trust for Micro and Small Enterprises (CGTMSE), the government proposes to extend AIF credit guarantee coverage for FPOs through the NABSanrakshan Trustee Company Pvt. Ltd. This expansion of credit guarantee options is designed to improve the financial security and creditworthiness of FPOs, encouraging increased investments in agricultural infrastructure projects.

Farmers can now apply online for loans at the official Agriculture Infrastructure Fund Portal at agriinfra.dac.gov.in.

Progress under the scheme (cumulative) as on **30.03.2026** is tabled below:

(No. of applications)

Approved	Denied by PMU*	Disbursed	Pending information	Rejected by LIs	Submitted	Verified by PMU	Total
266	235	2254	753	949	11	233	4701

* Project Management Units

Bank-wise and District-wise details are placed on **Page No 216**.

6.7 SHGs under NRLM

(FY 2025-26) Q4
(Amt. in Rs. Crore)

Credit Linkage Target	Credit Linkage (Sanction)		%Achie.
NO.	NO.	AMT. (Rs. In Crore)	NO.
300000	310843	13950	103.61

Bank-wise and District-wise details are placed on **Page Nos 203-205**.

6.8 Implementation of the Financial Inclusion and Enterprise Development (FI&ED) component under Deendayal Jan Aajeevika Yojna – Sehri (DJAY- S)

The Ministry of Housing and Urban Affairs (MoHUA) has launched a pilot phase of the new Mission on Urban Poverty Alleviation named Deendayal Jan Aajeevika Yojna – Shehri (DJAY – S) from 1st October 2024 in selected cities (Patna in Bihar), to address the multifaceted groups (VOGs) e.g. transport workers, domestic workers, gig workers, waste workers, construction workers and care workers. The mission aims to reduce poverty and Social, occupational, and residential vulnerabilities of urban poor through 5 components, (i) Community-led institution Development (ii) Financial inclusion and Enterprise Development (FI&ED) (iii) Social Infrastructure (iv) Convergence (v) Innovative and Special Projects (I&SP).

As part of this mission, it is proposed to implement the sub component (a) i.e. Bank loans to individual and Joint Liability Groups (JLGs) belonging to Vulnerable Occupational Groups (VOGs) under FI&ED component on a pilot basis in selected cities (Patna in Bihar) to evaluate its impact and operational feasibility. The pilot will help in identifying best practices, potential challenges, and the support required for a phased nationwide rollout. The pilot project has to be completed on or before 30.09.2025.

Quantum and purpose of Individual and JLG loans to the VOG members places as under:

Sr. No.	Vulnerable Occupational Groups (VOGs)	Individual Loan Amt.	Joint Liability Group (JLG) Loan Amt.
I.	Domestic Workers	Up to Rs. 50,000	Up to Rs. 10 lakh
II.	Care Workers	Up to Rs. 50,000	Up to Rs. 20 lakh
III.	Gig Workers	Up to Rs. 2 lakh	NA
IV.	Construction Workers	Up to Rs. 4 lakh	NA
V.	Waste Managers	Up to Rs. 4 lakh	Up to Rs. 20 lakh
VI.	Transport Workers	Up to Rs. 4 lakh	NA

Under SHG – Bank credit linkage the SHGs will be facilitated in accessing bank credit to undertake various livelihood activities. The amount of bank credit available to each SHG is determined based on the saving corpus of its members. Depending on their needs, they are eligible to avail collateral free Term Loan (TL) / Cash Credit (CC) loans / Composite Loan / working Capital Demand Loan. SHGs are required to submit a Micro-credit Plan when applying for the bank loan. SHG should be in active existence for at least 6 months as per books of accounts, should be practicing 'Panchasutras', qualify as per grading norms fixed by the Mission and for any subsequent tranche of the loan, the previous loan must be fully repaid. Total four tranches under this scheme and minimum loan amount are 6 times of the existing corpus or minimum of 1.5 lakh, whichever is higher.

Detailed guidelines and SOP received from UDHD Department, GoB. Vide letter no 7931 dated 19.07.2025 is shared with member banks.

6.9 PRADHAN MANTRI VISHWAKARMA YOJNA

PM Vishwakarma, a Central Sector Scheme, was launched on 17th September 2023 for a period of five years (FY 2023-24 to FY 2027-28) to provide end-to-end support to artisans and craftspeople who work with their hands and tools. The scheme also aims at improving the quality, as well as the reach of products and services of artisans and craftspeople and to ensure that the Vishwakarmas are integrated with the domestic and global value chains.

Under the scheme Collateral free 'Enterprise Development Loans' of upto Rs. 3 lakh in two tranches of Rs. 1 lakh (First Tranche) and Rs. 2 lakh (Second Tranche) with tenures

of 18 months and 30 months, respectively, at a concessional rate of interest fixed at 5%, with Government of India subvention to the extent of 8%. Beneficiaries who have completed Basic Training will be eligible to avail the first tranche of credit support of upto Rs. 1 lakh. The second loan tranche will be available to beneficiaries who have availed the 1st tranche and maintained a standard loan account and have adopted digital transactions in their business or have undergone Advanced Training. An amount of Re. 1 per digital transaction, upto maximum 100 transactions monthly will be credited to the beneficiary's account for each digital pay-out or receipt.

The Scheme covers artisans and craftspeople engaged in 18 trades, viz. Carpenter (Suthar / Badhai), Boat Maker, Armourer, Blacksmith (Lohar), Hammer and Tool Kit Maker, Locksmith, Goldsmith (Sonar), Potter (Kumhaar), Sculptor (Moortikar, stone carver), Stone breaker, Cobbler (Charmkar) / Shoemith / Footwear artisan, Mason (Rajmistri), Basket/Mat/Broom Maker/Coir Weaver, Doll & Toy Maker (Traditional), Barber (Naai), Garland maker (Malakaar), Washerman (Dhobi), Tailor (Darzi) and Fishing Net Maker.

The Scheme will onboard the beneficiaries on Udyam Assist Platform as 'entrepreneurs' in the formal MSME ecosystem. Enrolment of beneficiaries shall be done through Common Service Centres with Aadhaar-based biometric authentication on PM Vishwakarma portal (<https://pmvishwakarma.gov.in/>). The enrolment of beneficiaries will be followed by a three-step verification which will include Verification at Gram Panchayat/ ULB level, Vetting and Recommendation by the District Implementation Committee and Approval by the Screening Committee.

A credit Guarantee Cover for all loans sanctioned by the Lending institutions shall be covered by the Credit Guarantee Fund Trust for Micro and Small Enterprises.

Progress under the scheme as on 31.03.2026 is tabled below:

Application Received	Sanctioned	Disbursed	Under Process	Rejected
No.	No.	No.	No.	No.
85509	25082	21711	8148	52279

Bank-wise and District-wise details are placed on **Page Nos 217-218**.

6.10 PM Surya Ghar: Muft Bijli Yojana

The PM Surya Ghar: Muft Bijli Yojana, the world's largest domestic rooftop solar initiative, is transforming India's energy landscape with a bold vision to supply solar power to one crore households by March 2027. By March 2025, installations under the scheme are expected to exceed 10 lakhs, with the numbers doubling to 20 lakh by October 2025, reaching 40 lakh by March 2026, and ultimately achieving the target of one crore by March 2027. Launched by Prime Minister Narendra Modi on 15 February 2024, this groundbreaking initiative aims to provide free electricity to households by facilitating the installation of rooftop solar panels.

Key Benefits:

- **Free Electricity for Households:** The scheme provides households with free electricity through the installation of subsidized rooftop solar panels, significantly reducing their energy costs.
- **Reduced Electricity Costs for the Government:** By promoting the widespread use of solar power, the scheme is expected to save the government an estimated ₹75,000 crore annually in electricity costs.
- **Increased Use of Renewable Energy:** The scheme encourages the adoption of renewable energy sources, contributing to a more sustainable and environmentally friendly energy mix in India.
- **Reduced Carbon Emissions:** The transition to solar energy under this scheme will help lower carbon emissions, supporting India's commitment to reducing its carbon footprint.

The subsidy provided under the scheme varies based on the household's average monthly electricity consumption and the corresponding suitable rooftop solar plant capacity:

Average Monthly Electricity Consumption (units)	Suitable Rooftop Solar Plant Capacity	Subsidy Support
0-150	1-2 kw	Rs. 30,000/- to Rs. 60,000/-
150-300	2-3 kw	Rs. 60,000/- to Rs. 78,000/-
>300	Above 3 kw	Rs. 78,000/-

Households can apply for the subsidy through the [National Portal \(https://www.pmsuryaghar.gov.in/\)](https://www.pmsuryaghar.gov.in/), where they can also select a suitable vendor for installing rooftop solar. The National Portal will assist in decision-making by providing information on appropriate system sizes, a benefits calculator, vendor ratings, and other relevant details.

Households will have access to collateral-free, low-interest loans at around 7% interest for the installation of residential rooftop solar (RTS) systems up to 3 KW.

(No in Actual)
Since Inception As on 31.03.2026

Application Sourced	Sanctioned	Disbursed	Rejected	Pending
30917	11975	9487	17132	1720

Bank-wise and District-wise details are placed on **Page Nos 219-222**.

7 Crop Insurance under Pradhan Mantri Fasal Bima Yojna (PMFBY)

As per RBI Circular No.RBI/2018-19/10 FIDD.CO. FSD.BC.No.6/ 05.05.010/ 2018-19 dated 04.07.2018, insurance of crops of all borrower farmers is mandatory. However, GoB has existed the National Crop Insurance Scheme resulting in without insurance coverage of Crops under KCC Scheme of Banks.

The issue was raised in the 66th SLBC meeting. Responding to the action point on the issue, RBI clarified that since crop insurance aims at mitigating the financial loss of farmers in case of crop loss due to natural calamities, mandatory crop insurance prescribed by RBI is justified.

The Registrar (Cooperative Societies), GoB have, vide their letter no. 11095 dated 24.12.2018, advised that there is no provision for insurance of crops of the KCC Loanee Farmers under the "Bihar Rajya Fasal Sahayata Yojana" launched by GoB.

The matter of Crop Insurance and its impact on lending to farmers was raised in 67th & 68th SLBC meetings also. SLBC took up the issue also with Department of Agriculture, Cooperation & Farmers Welfare, and Department of Financial Services, Government of India and Bihar Government.

SLBC was advised by RBI, Patna their letter no. letter FIDD(Pat)No./77/02.01.001/ 2019-20 dated July 15, 2019, to convey the member banks the following instruction on mandatory crop insurance for KCC:

"Member banks to sanction credit facilities under KCC scheme to eligible farmers without insisting on mandatory coverage under crop insurance till such time an insurance scheme is notified for the concerned crops by the Govt. of Bihar."

SLBC has accordingly advised to all member banks vide letter no. SLBC/CM/2019-20/117 dated 19.07.2019 which is placed at **Page No.64.**

The matter of Crop Insurance under PMFBY was raised in 88th & 89th SLBC meeting also. Minutes and action points related to PMFBY circulated among stakeholders.

As advised by Officials from Cooperative Department in the Pre SLBC meeting held on 20.12.2024 under chairmanship of Special Secretary Finance, the option for adopting 'Pradhan Mantri Fasal Bima Yojana', in state is under discussion.

8 Enhancing Farmers' Income

Agriculture being the pivot of economic development of the State, it is imperative to make a drastic increase in credit outlay to Farm Sector. Agriculture being a State Subject, the State Governments take appropriate measures for development of agriculture in the State. However, Government of India supports the efforts of States through appropriate policy measures, budgetary allocation and various schemes/ programmes. The various schemes/ programmes of the Government of India are meant for the welfare of farmers by increasing production, remunerative returns and income support to farmers. Various

reforms and policies focus on higher income for farmers by modernizing and rationalizing use of inputs, to decrease cost, increasing production, remunerative returns, income support, old age security, etc. The Government has substantially enhanced the budget allocation of Department of Agriculture & Farmers Welfare (DA&FW).

Major schemes/programmes initiated by DA&FW : Pradhan Mantri Kisan Samman Nidhi (PM-KISAN), Pradhan Mantri Kisan Maan Dhan Yojana (PM-KMY), Pradhan Mantri Fasal Bima Yojana (PMFBY)/ Restructured Weather Based Crop Insurance Scheme (RWBCIS), Modified Interest Subvention Scheme (MISS), Agriculture Infrastructure Fund (AIF), Formation and Promotion of 10,000 Farmers Producers Organizations (FPOs), Pradhan Mantri Annadata Aay Sanrakshan Abhiyan (PM-AASHA), Agri Fund for Start-Ups & Rural Enterprises' (AgriSURE), Per Drop More Crop (PDMC), Sub-Mission on Agriculture Extension (SMAE), Sub-Mission on Agriculture Mechanization (SMAM), Sub-Mission on Seed and Planting Material (SMSP), Paramparagat Krishi Vikas Yojana (PKVY), National Food Security and Nutrition Mission (NFSNM), Digital Agriculture Mission, Integrated Scheme for Agriculture Marketing (ISAM) - National Agriculture Market (ISAM-eNAM), Integrated Scheme for Agriculture Marketing (ISAM) - Others (ISAM-Others), Mission for Integrated Development of Horticulture (MIDH), Mission for Integrated Development of Horticulture (MIDH), Mission for Integrated Development of Horticulture (MIDH), Soil Health Card (SHC), Rainfed Area Development (RAD), National Mission on Edible Oils (NMEO)-Oil Palm, National Mission on Edible Oils (NMEO)-Oilseeds, National Beekeeping and Honey Mission (NBHM), Mission Organic Value Chain Development for North Eastern Region, Agroforestry, Crop Diversification Programme (CDP), National Bamboo Mission.

9 Nationwide KCC campaign to issue KCC to farmers for Agriculture & Allied Activities

As part of the Atmanirbhar Bharat Package for farmers, Hon'ble Finance Minister had announced ₹ 2 lakh crore concessional credit boost to 2.5 crore farmers through Kisan Credit Cards (KCC). Accordingly, a special drive was launched w.e.f 15th November 2021 to provide KCC to farmers, with special focus on PM-Kisan beneficiaries, Animal Husbandry farmers and fishermen.

While reviewing the progress of KCC saturation drive, it has been observed that although, KCC saturation drive has resulted in very good coverage of farmers engaged in crop cultivation, a significant chunk of the farmers engaged in animal husbandry, dairy and fisheries activities, are yet to be provided with the facility of KCC. These farmers are the most unserved segment of the society, in terms of institutional credit for their working capital requirement.

Accordingly, in order to further streamline the process of credit delivery through KCC to the animal husbandry and fisheries farmers, a Standard Operating Procedure (SOP) Guidelines for issue of separate KCC for animal husbandry, dairy and fisheries farmers has been issued on 24.09.2021. The same has been shared with stakeholders. A copy of the SOP is also available on the website of DFS, i.e. [https:// financialservices.gov.in](https://financialservices.gov.in).

Details of progress under the camp is placed at **Page Nos.249-252.**

10 Determination of Unit Cost and Scale of Finance

Unit Costs for Investment Activities in Agriculture and Allied Sectors in Bihar for the FY 2025-26 provided by NABARD has been shared with stakeholders and the same is uploaded on SLBC Bihar website (www.slbcbihar.com).

The State Level Technical Committee (SLTC) during its meeting held on 26.07.2024, under the chairmanship of Secretary, Agriculture Department, Govt. of Bihar has finalized the Scale of Finance for the FY 2024-25 vide proceedings of SLTC meeting, dated 02.09.2024. The Scale of Finance for FY 2024-25 will be valid till further fixation/amendments. Same has been shared with banks and is uploaded on SLBC website (www.slbcbihar.com).

11 Fixation of Crop Season

As per Para 4.2.13 at page no. 15 of RBI Master Circular RBI/2022-23/15 DOR. STR. REC. 4/21.04.048/2022-23 dated 01.04.2023 on "Prudential Norms on Income Recognition, Asset Classification and provisioning pertaining to Advances":

(i) A loan granted for short duration crops will be treated as NPA, if the instalment of principal or interest thereon remains overdue for two crop seasons.

(ii) A loan granted for long duration crops will be treated as NPA, if the instalment of principal or interest thereon remains overdue for one crop season.

(iii) For the purpose of these guidelines, "long duration" crops would be crops with crop season longer than one year and crops, which are not "long duration" crops, would be treated as "short duration" crops.

(iv) The crop season for each crop, which means the period up to harvesting of the crops raised, would be as determined by the State Level Bankers' Committee (SLBC) in each State. Depending upon the duration of crops raised by an agriculturist, the above NPA norms would also be made applicable to agricultural term loans availed of by him.

SLBC Bihar has received communication in this regard from IBA and also some member banks to determine crop season and share the minutes of the SLBC meeting in which this is approved.

The matter was taken up with Agriculture Deptt., Bihar Govt. and they have provided the details of sowing and harvesting period of prominent crops grown in Bihar. Based on this information as well as considering the time involved in harvesting, storage, marketing and realization of sale proceeds of crops and the element of uniformity and operational convenience, a list of short duration and long duration crops was prepared, and the undernoted crop season was decided for the limited purpose of IRAC norms:

Type of Crop	Crop Season
All Short Duration Crops	12 Months
All Long Duration Crops	18 Months

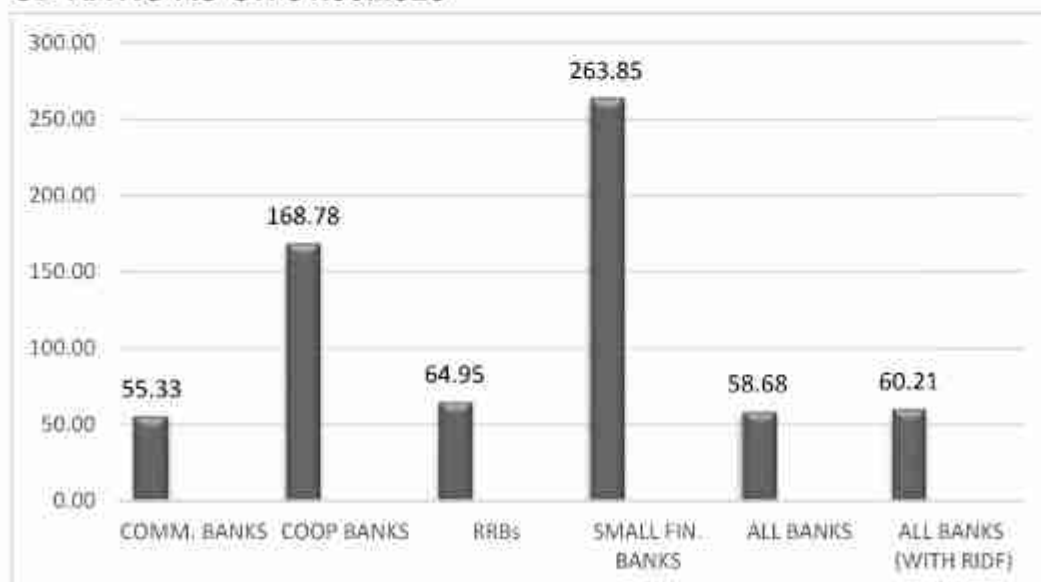
This was approved and adopted with consensus by all stakeholders in the meeting of SLBC Sub-Committee on Agriculture – I and Allied Activities – II held on 27.02.2023. Further, the list of crops, their duration and crop season was approved by SLBC in the 83rd & 84th Joint Quarterly meeting held on 04.03.2023. Information in this regard has

been circulated among member banks by SLBC vide letter no. SLBC / CM / 2023-24 / 19 dated 12.05.2023 and is uploaded on SLBC website (www.slbcbihar.com).

12 Credit & Deposit (CD) Ratio

12.1 State Level

CD RATIO AS ON 31.03.2026



Bank	Deposits	Advances	CD Ratio (%)
Commercial Banks	554014	306515	55.33
Co-operative Banks	7627	12873	168.78
RRBs	50377	32718	64.95
Small Finance Banks	3410	8996	263.85
Total	615428	361103	58.68
RIDF	--	9460	---
Total (Advances +RIDF)	615428	370563	60.21
Investment*	--	70538	--
Grand Total (Adv. +RIDF+ Invest.)	615428	441101	71.67

* Just to know CD Ratio of the State had the investment been included.

Institution / Level	Indicator
Individual Banks at Head Office	Cu + RIDF
State Level (SLBC)	Cu + RIDF
District Level	Cs

Where:

Cu = Credit as per place of utilization

Cs = Credit as per place of Sanction

RIDF = Total Resource Support provided to State under RIDF

An amount of Rs.8,092 Crores have been financed to units functioning in Bihar by their branches operating outside the State and the amount has been taken into account for calculating the CD ratio. Bank wise detail placed at page no. 229. Amount under RIDF, as on **31.03.2026** was Rs. 9,460 Crores.

(Amt. in Rs. Crore)

RIDF: POSITION AS AT THE END OF FY 2025-26 (i.e. as on 31.03.2026)				
ONGOING PROJECTS SANCTIONED PRIOR TO FY 2025-26 (Q4)				Outstanding as on 31.03.2026 ****
No. of Projects	Amount Sanctioned*	Amount Withdrawn	Amount remaining for withdrawal ***	
2988	12154.24	9752.44	2401.80	
ON GOING PROJECTS SANCTIONED DURING FY 2025-26				
No. of Projects	Amount Sanctioned*	Amount Withdrawn**	Amount remaining for withdrawal ***	
168	1503.01	364.17	1138.84	
ALL ONGOING PROJECTS AS ON 30.06.2025				
No. of Projects	Amount Sanctioned*	Amount Withdrawn	Amount remaining for withdrawal ***	
3156	13657.25	10116.61	3540.64	
9460.49				
BRIEF PARTICULARS OF ON-GOING PROJECTS				
S.N.	Sector	No. of Projects	Amount Sanctioned	
1	Irrigation	1506	2589.46	
2	Agriculture (Other than Irrigation)	129	2083.65	
3	Roads	866	3980.22	
4	Bridges	614	2359.68	
5	Social Sector	41	2644.24	
	Total	3156	13657.25	
BOTTLENECKS FACED, IF ANY, AND SUGGESTIONS FOR EFFICIENT UTILIZATION OF RIDF				
Disbursement from RIDF is based on phasing of the loan and expenditure incurred by the State Govt. on the implementation of rural infrastructure projects at the ground level. As and when NABARD receives reimbursement claims from the State Govt. against such expenditure incurred, it releases funds under RIDF to them. As a result, NABARD, with the support of State Govt., has been efficiently utilizing the funds under RIDF.				

* Loan under RIDF is neither of the nature of cash credit nor is it meant for funding working capital. Thus, 'Limit Sanctioned' should be read as 'Amount Sanctioned'.

** RIDF Tranche for the current FY 2025-26 is Tranche XXXI.

*** If we look at the difference between Amount Sanctioned and Amount Withdrawn under RIDF, we get an artificially inflated gap. Rather, in RIDF, we look at the difference between Amount Sanctioned (as per phasing of the loan) and Amount Withdrawn to arrive at the true gap i.e. Drawables.

**** Outstanding includes the repayment amounts due of ongoing as well as closed tranches.

Ongoing Projects means- Projects sanctioned during ongoing tranches i.e. from tranche XXVI to XXXI.

12.2 District-wise

Districts Where CD Ratio Is Less Than 45%

(As on 31.03.2026)
(Amt. in Rs. Crore)

SL.NO.	DISTRICT	DEPOSITS	ADVANCES	CD RATIO (%)
1	Munger	10510	3708	35.28
2	Bhojpur	15581	6839	43.89

SL.NO.	DISTRICT	TREND OF CD RATIO OF DISTRICTS WHERE CD RATIO IS LESS THAN 45%				
		31.03.2025	30.06.2025	30.09.2025	31.12.2025	31.03.2026
1	Munger	34.93	33.74	32.29	33.37	35.28
2	Bhojpur	44.31	43.77	42.22	42.60	43.89

Banks Where CD Ratio Is Less Than 40%

(As on 31.03.2026)
(Amt. in Rs. Crore)

Bank Name	No. of Branches	Deposit	Advances	CD Ratio %
South Indian Bank	1	294	8	2.63

Bank-wise and District-wise details on CD Ratio are furnished on **Page Nos 227-230**.

12.3 Gross State Domestic Product (GSDP) - Credit Ratio

(Amt. in Rs. Crore)

SL NO.	ITEMS	2022-23	2023-24 (Prov)	2024-25 (Quick)	2025-26 (Q4)
1	GSDP (CURRENT PRICE)	7,63,165	8,77,197	9,91,997	9,91,997
2	BANK CREDIT	2,59,879	2,99,796	3,23,219	3,70,563
3	CREDIT- GSDP RATIO (%)	34.05	34.18	32.58	37.36
4	C D RATIO (With RIDF)	55.64	58.71	59.04	60.21

Information received from Directorate of Economics & Statistics, Planning & Development Department, GoB, through letter no 1828 dated 15.12.2025. The data is also available on website <https://dse.bihar.gov.in> under Economics Statistics tab.

As the GSDP figure for 2025-26 (Q4) is not available, the GSDP of 2024-25(Quick) has been taken for arriving at Credit – GSDP Ratio for 2025-26 (Q4).

13 Non-Performing Assets (NPAs)

13.1 NPA position of banks in Bihar

Bank Type wise

(As on 31.03.2026)
(Amt. in Rs. Crore)

The overall position of NPAs and the amount of loans are as under:

Bank Type	Total Adv.*	Total NPA	% of NPA
Public Sector	208951	12577	6.02
Private Sector	89473	3443	3.85
Co-op. Banks	12873	1336	10.38
RRBs	32718	6334	19.36
Small Finance Bank	8996	692	7.69
Total	353011	24382	6.91

* Excluding Loans granted from outside Bihar to units in Bihar

Sector wise Advances & NPA at a glance

(As on 31.03.2026)
(Amt. in Rs. Crore)

Sector	Public Sector			Pvt. Sector			Co Operative			RRBs			SFBs			Total		
	TOTAL O/S	NPA	% AGE NPA	TOTAL O/S	NPA	% AGE NPA	TOTAL O/S	NPA	% AGE NPA	TOTAL O/S	NPA	% AGE NPA	TOTAL O/S	NPA	% AGE NPA	TOTAL O/S	NPA	% AGE NPA
Agri.	40211	7525	18.71	16633	1602	9.63	11688	822	7.03	25270	5105	20.20	4990	457	9.17	98790	15511	15.70
MSME	50500	3423	6.78	29527	725	2.45	16	12	75.48	3902	1006	25.75	1579	65	4.11	85524	5230	6.11
OPS	15356	428	2.79	2125	145	6.84	137	20	14.56	1334	164	12.29	945	117	12.36	19897	875	4.40
TPS	106066	11377	10.73	48285	2472	5.12	11841	854	7.21	30506	6273	20.56	7513	639	8.51	204212	21615	10.58
NPS	102884	1200	1.17	41188	971	2.36	1032	482	46.72	2211	60	2.73	1483	53	3.55	148799	2767	1.86
Total	208951	12577	6.02	89473	3443	3.85	12873	1336	10.38	32718	6334	19.36	8996	692	7.69	353011	24382	6.91

Banks Having NPA > 6.91 % (More Than State Average)

(As on 31.03.2026)
(Amt. in Rs. Crore)

S.N.	Name of Bank	Advances	NPA	% NPA
1	Bihar Gramin Bank	32718	6334	19.36
2	Central Bank of India	14594	2117	14.50
3	UCO Bank	7223	930	12.87
4	Punjab National Bank	27278	3196	11.72
5	IndusInd Bank	7637	892	11.68
6	Unity Small Finance Bank	651	75	11.50
7	Utkarsh Small Finance Bank	4325	459	10.62
8	State Co-Op. Bank	12873	1336	10.38
9	ESAF Small Finance Bank	416	42	10.09
10	Union Bank of India	7417	689	9.28
11	Kotak Mahindra Bank	2203	164	7.45
12	Jana Small Finance Bank	1076	77	7.13

Trend of NPA %

30.09.2024	31.12.2024	31.03.2025	30.06.2025	30.09.2025	31.12.2025	31.03.2026
7.89	7.75	7.57	7.72	7.95	7.50	6.91

Position of Bank-wise and Sector-wise NPAs have been placed at **Page Nos.231-235**.

13.2 Certificate cases

(As on 31.03.2026)

(No. in actual & Amt. in Rs. Crore)

As on 31.03.2026 the overall position of Certificate Cases filed by all Banks is furnished below:

Bank Type	Total Cases (No.) as on 31.12.2025	Total Cases (Amt.) as on 31.12.2025	Cases filed (No.) (During the quarter March' 2026)	Cases filed (Amt.) (During the quarter March' 2026)	Cases disposed (No.) (During the quarter March' 2026)	Cases disposed (Amount) (During the quarter March' 2026)	Pending Cases (No.) as on 31.03.2026	Pending Cases (Amount) as on 31.03.2026
	No.	Amt.	No.	Amt.	No.	Amt.	No.	Amt.
PSB	273676	2718	4401	71	4964	45	273113	2743
PVT.	1411	39	39	1	0	0	1450	41
Co-op	17895	259	3683	23	318	5	21260	277
RRBs	126026	2394	3802	158	5745	105	124083	2447
SFBs	0	0	0	0	0	0	0	0
Total	419008	5410	11925	253	11027	155	419906	5508

Bank-wise and District-wise detail placed on **Page Nos.238-239**.

13.3 SARFAESI CASES

Status regarding Application from banks for taking physical possession of property under Section 14 of SARFAESI Act as on 31.03.2026 placed below:

(As on 31.03.2026)
(No. in actual & Amt. in Rs. Crore)

Bank Type	Pending Cases as on 31.12.2025		Cases filed during the quarter March' 2026		Case disposed during the quarter March' 2026		Pending Cases as on 31.03.2026	
	No.	Amt.	No.	Amt.	No.	Amt.	No.	Amt.
PSBs	1013	212	165	63	74	19	1104	257
PVT	177	155	54	70	49	24	182	201
Co-op	0	0	0	0	0	0	0	0
RRB	70	19	0	0	4	1	66	18
SFB	90	19	84	12	74	10	100	21
Total	1350	405	303	146	201	54	1452	495

Bank-wise and District-wise details are placed on **Page Nos.236-237.**

14 Review of restructuring of loans in natural calamity affected districts State

Reserve Bank of India (RBI) issued Master Direction of FIDD.CO.FSD.BC.No.9/05.10.001/2018-19 dated October 17,2018 (Relief Measures by Banks in Areas affected by Natural Calamities) Directions 2018 – SCBs for Scheduled Commercial Banks and FIDD.CO.FSD.BC No. 9/05.10.001/2018-19 dated October 17,2018 for RRBs.

The SLBC Convenor Bank shall upload the notification(s) issued by State /District Authorities on declaration of a natural calamity for which relief measures were implemented (if any) by SLBC/Banks.

However, no such instance in recent past had been reported by State/Districts/Banks and NIL reporting in this regard on quarterly interval submitted to RBI by SLBC.

15 Discussion on policy initiative of the Central/State Government/RBI (Industrial Policy, MSME Policy, Agriculture Policy, Start-Up Policy, etc. and expected involvement of banks.

Government of India, Government of Bihar, RBI, NABARD and other apex institutions have been framing / amending / updating various important policies in order to channelize development / growth in desired direction of the targeted sectors like agriculture, industry, startup etc. These policies have involvement of various agencies at different levels including financial institutions, more particularly banks. A better understanding of banks therein is imperative for injecting proper financial assistance. SLBC endeavors in its meetings to discuss various policy matters.

16 Discussion on improving rural infrastructure / credit absorption capacity

16.1 Any large projects conceived by the State Government to help improve CD Ratio

Government of Bihar has organized Bihar Investor Summit on 19th and 20th December 2024 and Bihar Business Mahakhumbh from 20th to 22nd June 2025, in order to attract new large projects in the State.

16.2 Explore the scope of state-specific potential growth areas and the way forward-choosing partner banks

Government of Bihar is focusing on area specific product specialization in co-ordination with agencies like NABARD, SIDBI and Banks. For example, Makhana and Makhana products in Darbhanga and Madhubani area, textile in West Champaran, leather in Muzaffarpur etc. Banks & Financial institutions are ready to take this as opportunity for expansion of their businesses.

16.3 Discussion on findings of region-focused studies, if any, and implementing the suggested solutions

NABARD prepares district wise potential linked plan based on their findings of region focused studies which are integral part of Annual Credit Plan (ACP).

16.4 Identification of gaps in rural and agriculture infrastructure, which need financing (rural godowns, solar power, agro processing, horticulture, allied activities, agri-marketing, etc.)

Government of Bihar has brought Bihar logistic policy 2023 and having Agriculture Investment promotion policy 2020 to cover up the gaps in agriculture infrastructure.

Banks are also financing in rural godowns, solar power, agro processing, horticulture, allied activities, agri-marketing etc.

16.5 Implementation of Modal Land Leasing Act 2016 (exploring possibility)

An Internal Working Group was constituted by RBI to understand the various constraints in agriculture credit absorption and the report giving some valuable recommendations was submitted in September 2019. Since then, various letters have been shared with the officials concerned of Government of Bihar by RBI. However, recommendation related to 'Reforms in the legal framework on the basis of Model Land Leasing Act proposed by NITI Aayog may be think upon so that formal lending to tenant farmers can improve.

17 Efforts towards skill development on mission, National Skill Development Corporation, Agriculture Skill Council of India (ASCI), etc., including a review of functioning of Rural Self Employment Training Institutes (RSETIs)

17.1 Rural Self Employment Training Institutes (RSETIs)

Rural Self Employment Training Institutes (RSETIs) have been promoted for the purpose of providing opportunities to rural youth for their skill upgradation leading to self-employment. These institutes are run and managed by banks with active support of the Government. RSETIs' core offerings include their free, unique and intensive short-term, residential and demand driven training for rural youth with a wide choice of vocations and hand holding.

There are 38 RSETIs at present in the State. Each district has a RSETI. The banks that are operating RSETIs are: PNB-12, SBI-7, CBI-9, Canara Bank-2, UCO Bank-4, BOB-2, UBI-2.

Performance of RSETIs in FY 2025-26 (Q4) : During the FY 2025-26 upto **31.03.2026**, RSETIs have organized 964 training programmes and trained 33,783 unemployed youth to pursue self-employment vocations.

Lead Bank wise and district wise detail on RSETIs is placed at **Page No.246**.

17.2 Financial Literacy Centers (FLCs)

Pursuant to RBI directives, Financial Literacy Centres (FLCs) have been established to educate the people with regard to various products and services available in the formal financial sector.

During the quarter ended March 2026, the Financial Literacy Centers in Bihar have organized:

- a) 485 Special Camps
- b) 760 Target Group Specific Camps

The information pertaining to activity of FLCs in the State is placed at **Page Nos 256-288**.

Besides FLCs, as per RBI instructions, all Rural Branches of banks are required to conduct at least one financial literacy camp each month. Financial Literacy Guide, Diary and Posters designed by RBI, is to be used by the branches in the camps to explain the basic financial knowledge. All banks are requested to ensure that their rural branches undertake financial literacy activities using the standard financial literacy materials.

Rural branches of various banks have organized 9,774 financial literacy camps as on the quarter ended **March 2026**. The district wise data on Financial Literacy Camps organized by rural branches in the state of Bihar has been furnished at **Page No.255**.

18 Steps taken for improving land records, progress in digitization of land record and seamless loan disbursements

An Internal Working Group was constituted by RBI to understand the various constraints in agriculture credit absorption and the report giving some valuable recommendations was submitted in September 2019. Since then, various letters have been shared with the officials concerned of Government of Bihar by RBI. One of the major recommendations related to '**Digitisation and updation of Land Records of the State**' proposed by NITI Aayog which may also help in lending to farmers. Bihar Government is taken steps towards digitization of land records in the State.

19 Sharing of success stories and new initiatives at the district level that can be replicated in other districts or across the State

It was discussed in SLBC Steering Sub Committee meeting on 05.11.2024 in which Lead Banks, RRBs, RBI, NABARD and other stakeholders present had been advised to share success stories.

No such stories have been shared with SLBC.

20 Discussion on Market Intelligence Issues

- Ponzi Schemes /illegal Activities of Unincorporated Bodies/Firms/ Companies Soliciting Deposits from the Public.
- Banking Related Cyber Frauds, phishing.
- Instances of usurious activities by lending entities in the area, cases of over indebtedness.
- Credit related frauds by borrower groups.

The central Government, Government of Bihar, Reserve Bank of India and Banks at own level cautioned public various times against such schemes so that public/investors do not fall prey to unscrupulous schemes/entities.

Various awareness campaigns through print and electronic media are being run by Government, RBI and Banks. Various melas in Bihar i.e. Sonpur Mela, Book Fair, Saras Mela etc. stalls have been set up by RBI and Banks for consumers awareness and education.

Banks are also adhering to the guidelines of regulators regarding reporting of Cyber Frauds, customer grievances and claim settle process.

In Financial Literacy Camps (FLCs) and Centres for Financial Literacy (CFLs) awareness about use of digital tools and awareness being discussed in all the districts.

To strengthen the mechanism of dealing with cyber-crimes in a comprehensive and coordinated manner, the Central Government has taken steps which, inter-alia, include the following:

- i. The Ministry of Home Affairs has set up the 'Indian Cyber Crime Coordination Centre' (I4C) as an attached office to deal with all types of cyber-crime in the country, in a coordinated and comprehensive manner,
- ii. Seven Joint Cyber Coordination Teams (JCCTs) have been constituted for Mewat, Jamtara, Ahmedabad, Hyderabad, Chandigarh, Vishakhapatnam, and Guwahati under I4C covering the whole country based upon cyber-crime hotspots/ areas having multi-jurisdictional issues by on boarding States/UTs to enhance the coordination framework among the Law Enforcement Agencies of the States/UTs. Seven workshops were organized for JCCTs at Hyderabad, Ahmedabad, Guwahati, Vishakhapatnam, Lucknow, Ranchi and Chandigarh in 2023.
- iii. The state of the art 'National Cyber Forensic Laboratory (Investigation) has been established, as a part of the I4C, at New Delhi to provide early stage cyber forensic assistance to Investigating Officers (IOs) of State/UT Police.
- iv. The 'National Cyber Crime Reporting Portal' (<https://cybercrime.gov.in>) has been launched, as a part of the I4C, to enable public to report incidents pertaining to all types of cyber-crimes, with special focus on cyber-crimes against women and children. Cyber-crime incidents reported on this portal, their conversion into FIRs and subsequent action thereon are handled by the State/UT Law Enforcement Agencies concerned as per the provisions of the law.
- v. The 'Citizen Financial Cyber Fraud Reporting and Management System', under I4C, has been launched for immediate reporting of financial frauds and to stop siphoning off funds by the fraudsters. A toll-free Helpline number '1930' has been operationalized to get assistance in lodging online cyber complaints.
- vi. The Massive Open Online Courses (MOOC) platform, namely 'CyTrain' portal has been developed under I4C, for capacity building of police officers/judicial officers through online course on critical aspects of cyber-crime investigation, forensics, prosecution etc. along with certification.
- vii. To spread awareness on cyber-crime, the Central Government has taken steps which, inter-alia, include dissemination of messages through SMS, I4C social media account i.e., X (formerly Twitter) (@CyberDost), Facebook (CyberDostI4C), Instagram (cyberDostI4C), Telegram(cyberdosti4c), Radio campaign, engaged MyGov for publicity in multiple mediums, organizing Cyber Safety and Security Awareness weeks in association with States/UTs, publishing of Handbook for Adolescents/Students, etc.

21 Issues remaining unresolved at DCC /DLRC meeting

As per one of the Action Point of 87th SLBC meeting "Lead Banks should conduct quarterly meetings with their LDMs and review the overall performance of their lead districts and minutes of BLBC, DLCC and DLRC meetings held during the quarter. A synoptic report on the review done should be submitted by them to SLBC which may, inter alia, contain feedback on action / intervention required, if any, at SLBC/State Govt. Level."

22 Timely and correct data submission of data by banks/concerned departments, adhering to the schedule of SLBC meeting

A working Group of select SLBC Convenor banks and NABARD was constituted by RBI to work out a standardized system for collection, storage, presentation and management of data on the SLBC website/portal. A standard Operating Procedure (SOP), which may be followed by SLBC Convenor Banks, member banks and LDMs, as suggested by the working Group for management of data flow is given at Annex III of para number 3.4 of RBI Master Circular – Lead Bank Scheme FIDD.CO.LBS.BC.No.03/02.01.001/2025-26 dated April 01,2025.

Standard Operating Procedure (SOP) for data Flow at LBS Fora (Annex III)

- I. Head Office (HO) of each bank shall generate the report, pertaining to LBS related data and data available on CBS/ MIS, in the prescribed format, which includes columns of District Name, Block name, District code & Block code by 15th of succeeding month following the end of the quarter.
- II. HO of each bank shall provide the district & block level report in prescribed format to controlling offices of bank working at state level.
- III. Each SLBC shall ensure that their data feeding website/web portal is having a provision for uploading the data by controlling offices of each bank in prescribed format.
- IV. Each Banks' Controlling Office at state level responsible to feed the data in respective state shall upload the data in SLBC portal by 20th of succeeding month of the end of the quarter.**
- V. Data pertaining to State Government/ Other data (which are not available on CBS or MIS of the bank) would be collated & uploaded by Controlling Office/ Lead District Manager (LDM) as is being done now, in SLBC web portal by 20th of succeeding month of the end of the quarter.**
- VI. SLBC Convenor bank should provide the access to LDMs of respective state on SLBC web portal to download the block wise data of their respective district.
- VII. SLBC Convenor bank should provide the access to controlling office of respective state on SLBC web portal to download the uploaded data to verify the correctness of data.

Role of Banks' Head Offices

- Banks' HOs shall generate the district wise and block wise data of each state in the prescribed format.
- Banks' HOs shall ensure that the mapping of their branches to the block level has been carried out.
- HO of each bank shall provide the report in prescribed format to controlling office of bank working at state level.
- The state code, district code & block code should be as per the Government of India's census 2011 data.

- The amount column in the report should be provided in the actual figure and not in lakhs, crores, billions or millions etc.

Role of Controlling Office of Bank working at state level

- Each Bank's controlling office at state level responsible to feed the data in respective state must upload the data in SLBC portal of that state.
- For Data pertaining to State Government/ Other data (which is not available on CBS or MIS of the bank), controlling office of the bank at state level will collate the data in format given by SLBC of that state & upload the same on the SLBC portal.

Role of SLBC Convenor Bank

- SLBC Convenor bank must ensure that their data feeding website/web portal is having a provision for uploading the data in approved format by controlling office of each bank working at state level.
- There are standardized formats (flat files) for the data pertaining to CBS or available through MIS of the bank.
- Other than formats mentioned above, there are 04 excel formats for data pertaining to FLCs & RSETI, which is required to be collected from the controlling office of banks at state level.
- For Data pertaining to State Government/ Other data (which is not available on CBS or MIS of the bank), SLBC Convenor bank may follow their existing procedure or devise the new procedure.
- SLBC Convenor bank must ensure that LDMs are able to access web portal of SLBC to download the block wise data of their respective district.
- SLBC Convenor bank should provide the access to controlling offices of banks of respective state on SLBC web portal to download the uploaded data to verify the correctness of data.
- SLBC Convenor bank must ensure that their data feeding website/web portal is having a provision for uploading the block wise ACP target data in approved format by LDMs of that state.

Role of Lead District Managers (LDMs)

- LDMs must upload the block wise ACP target of the district on SLBC portal of the state, by 15th April of the starting of the financial year.
- LDMs shall download the block wise information of district for review purpose.

Upon receiving confirmation from all the member banks after testing on standardized SLBC portal i.e. <https://slbcindia.com>, and as discussed in 88th and 89th Joint SLBC meeting data collection on the portal formally started from June 2024 quarter. A workshop was organized by SLBC on 19.07.2024 and 23.08.2024 for LDMs and Nodal Officers to discuss and doubt clearing session about new portal. In the workshop representatives of

RBI and NABARD were also present. Some discrepancy reported by some banks had conveyed to them under information to RBI, Patna.

All banks are requested to adhere to the timeline mentioned in RBI Circular and submit correct error free data so that time line to conduct SLBC meeting may be adhered.

SLBC has drawn the attention of member banks towards this issue vide letter no. SLBC SLBC/RR/2025-26/125 dated 27.06.2025.

23 Miscellaneous

23.1 PM's new 15-point programme for welfare of Minority Communities

Lead district Managers of all the 7 minority concentrated districts (Araria, Katihar, Sitamarhi, West Champaran, Kishanganj, Darbhanga & Purnea) in Bihar have been advised by SLBC to monitor & review the progress of credit facilities under various schemes to Minority Communities in DCC / DLRC meetings as per guidelines / instructions contained in RBI circular No. RBI/2019-20/03 FIDD.GSSD.BC.No. 04/09.10.01/2019-20.

To effectively monitor the performance of banks in providing credit to the specified minority communities at SLBC level, SLBC has instructed all concerned 7 Lead District Managers to send the Annexure II (half yearly) & Annexure III (quarterly) to RBI well in time.

The contact details of officials designated by banks functioning as lead bank in minority concentrated districts to look after exclusively issues related to minority communities is furnished below:

District Name	Name of designated official	Name of Bank	Mobile No.	e-mail address
Araria	Shri Indu Shekhar	SBI	7781099919	lbo.araria@sbi.co.in; ldm.araria@sbi.co.in
Darbhanga	Shri Manish Kumar Choudhary	CBI	9264291596	ldmdarb@centralbank.bank.in
Katihar	Shri Manish Kumar	CBI	9264291811	ldmkati@centralbank.bank.in
Kishanganj	Shri Abhishek	SBI	7070999337	ldm.kishanganj@sbi.co.in
Purnea	Shri Dipak Kumar Sinha	SBI	6351097351	ldm.purnea@sbi.co.in
Sitamarhi	Shri Anil Kumar Singh	BOB	7320846835	ldm.Sitamarhi@bankofbaroda.bank.in
West Champaran	Shri K M SINGH	CBI	9264292188	ldmwcham@centralbank.bank.in

Data on Lending to Minority Communities is placed on **Page Nos.197-200.**

23.2 LWE Affected Districts

To address the Left-Wing Extremism (LWE) menace holistically, Government of India (GoI) approved 'National Policy and Action Plan to address LWE' in 2015. The Policy envisages a multi-pronged strategy involving security related measures, development interventions, ensuring rights and entitlements of local communities, etc.

The geographical spread of LWE violence has also constricted substantially with reduction of LWE affected districts from 126 across 10 states in 2013 to only 38 districts in 2024 (with effect from April-2024) across 09 states. **There is No districts of Bihar in this list.**

Source: Press Information Bureau (PIB), Posted On: 10 DEC 2024 4:32PM by PIB Delhi Release ID: 2082749

23.3 Targeted Financial Inclusion Intervention Programme (TFIIP)

Targeted Financial Inclusion Intervention Programme (TFIIP) is a flagship initiative of the Government of India under Aspirational District Programme (ADP) of NITI Aayog. The programme aims to quickly and effectively transform these districts.

Initially the programme was launched in 40 shortlisted Aspirational Districts including Aurangabad, Banka, Gaya & Sheikhpura districts of Bihar. Subsequently, Department of Financial Services vide their Letter F.No. 6/4/2021-FI) (C-300479681), dated 10.02.2021, advised that the programme has been extended to 112 Aspirational Districts including 13 districts in Bihar which are mentioned below:

1.	Sitamarhi	5.	Muzaffarpur	9.	Sheikhpura	13.	Jamui
2.	Araria	6.	Begusarai	10.	Aurangabad		
3.	Purnia	7.	Khagaria	11.	Gaya		
4.	Katihar	8.	Banka	12.	Nawada		

Key objectives of TFIIP:

- Availability of banking touchpoint (branch / BC kiosk) within 5 km distance of every inhabited village
- Improving identified Key Performance Indicators (KPIs) for financial inclusion to benchmark level
- KPIs on FI: CASA accounts per lakh population, PMJJBY, PMSBY and APY enrolments per lakh population.
- Offering bouquet of financial products (micro credit, micro investment)
- Strengthening existing Grievance Redressal System for banks as per RBI guidelines to cater to the needs of PMJDY account holders.

Progress under TFIIP as on **31.07.2025** at 13 aspirational districts is tabled below:

(Per lakh population)

S. N	Aspirational District	Bank Accounts (CASA)	% Ach.	PMJJBY Enrolments	% Ach.	PMSBY Enrolments	% Ach.	APY Beneficiaries	% Ach.
Target Phase-II (100 % of benchmark)		129755		9775		30303		2886	
1	Araria	117311	90	16924	173	32970	109	6824	236
2	Aurangabad	131430	101	18958	194	37686	124	9097	315
3	Banka	82699	64	18042	185	31176	103	7761	269
4	Begusarai	103523	80	21133	216	36163	119	7393	256
5	Gaya	125436	97	17168	176	38917	128	8884	308
6	Jamui	137624	106	24615	252	42309	140	6347	220
7	Katihar	132602	102	16816	172	28432	94	6353	220
8	Khagaria	131230	101	19372	198	34993	115	6758	235
9	Muzaffarpur	130876	101	16683	171	34680	114	5506	191
10	Nawada	130204	100	16814	172	41766	138	9798	339
11	Purnia	128157	99	20551	210	39412	130	8773	304
12	Sheikhpura	162648	125	21511	220	49279	163	10128	351
13	Sitmarhi	119990	92	15181	155	27098	89	5073	176

23.4 Strengthening of BLBC/ DCC

The functioning of Block Level Bankers' Committees needs to be strengthened and monitored more closely. Besides bankers, it should mandatorily have the participation of all related line departments like agriculture, animal husbandry, dairy, fishery, industry etc. The responsibility of BLBC affairs should not be left solely to the BDOs. The Senior Deputy Collectors (Banking) and LDMs should also attend the BLBC meetings invariably and the issues discussed therein should be reviewed in DCC / DLRC meetings. District Magistrates should ensure this. Functionality for uploading minutes of BLBC/DCC meetings has been implemented on SLBC online Bihar porta (<https://slbconline.bihar.gov.in/>) maintained by Finance Department GoB through NIC.

Details of DCC and BLBC meetings in district are placed on **page Nos. 247-248.**

23.5 Pledge financing for agriculture commodities through electronic-Negotiable Warehouse receipt (e-NWR)

Warehousing Development and Regulatory Authority (WDRA) has been established under the Warehousing (Development and Regulation) Act, 2007 for setting up a negotiable warehouse receipt system in the country, making Negotiable Warehouse Receipt (NWR) a prime tool of trade and regulation of warehouses.

e-NWR can facilitate easy pledge financing by banks and other financial institutions. e-NWR also helps to save expenditure in logistics as stocks can be traded through multiple buyers without physical movement and can be even split for partial transfer or withdrawal. e-NWR promotes scientific warehousing for storage of agriculture goods and commodities.

In a recent years meeting with Department of Food and Public Distribution, it was decided that the outreach of pledge finance through e-NWRs should be increased.

Separate target of Rs. 13.50 crore for banks in Bihar has been advised by NABARD vide their letter no. 109660/SLBC-0/2025-26 dated 31.10.2025. Target has been allotted to banks in Bihar.

23.6 Fin Tech Adoption

Keeping with the winds of change around the globe, India has placed great emphasis on development of the country's digital infrastructure, in terms of usability, interoperability and accessibility. The Economic Survey 2023 also highlighted the economic growth of the country led by digital infrastructure and how the digital enablement are nurturing India's vision of a \$1 trillion digital economy by 2025. However, the Indian Fintech sector is seeing unprecedented increase in regulations and related compliance requirements.

RBI Governor Shri Shaktikanta Das in his address on April 27, 2023, mentioned that *"The rapid developments and innovations in the financial system, especially in the areas of fintech and digital products pose new opportunities as well as risks. These may affect financial intermediation, payment systems, cyber security and consumer protection. We have to continue monitoring and assessing the implications of these emerging trends, while also developing our own capabilities and frameworks to effectively respond to these challenges."*

RBI is encouraging banks through varied mediums for wider adoption of Fintech, particularly in the agriculture sector, which could help bring in more investment into the sector for long term asset creation and infrastructure development.

In this regard, to play a critical link in feedback loop for concerns that emanate from mushrooming of Fintech entities without adequate oversight, either directly or in partnership with the banks, it is required to continuously monitor the issues pertaining to mushrooming of Fintech entities operating without adequate oversight.

23.7 33rd Depositors Education and Awareness (DEA) Fund Committee

According to Chapter III of The Depositor Education and Awareness Fund Scheme, 2014, a committee headed by Deputy Governor of RBI administers and manages the fund in accordance with the DEAF Scheme. The Committee may from time to time lay down list of activities, the criteria, procedures, etc. for achieving the objectives of the fund, i.e., promotion of depositors' interest.

In view of the above, 33rd Meeting of the Depositors Education and Awareness (DEA) Fund Committee was held on April 18, 2023, wherein, inter alia, the Committee directed that all the banks in all the SLBC forum to "*sensitize their staff in handling cases of deceased depositors and dealing with nominees/ legal heirs*".

Thus, all the banks are requested to sensitize their staff in a suitable manner.

23.8 Credit Guarantee Scheme for Animal Husbandry and Dairying under Animal Husbandry Infrastructure Development Fund (Revised 2.0)

As a part of Prime Minister's Atma Nirbhar Bharat Abhiyan stimulus package, "Animal Husbandry Infrastructure Development Fund" (AHIDF) of Rs.15000 crore has been approved to incentivize investments by individual entrepreneurs, private companies, Farmer Producer Organisations (FPOs), Micro, Small and Medium Enterprises (MSMEs), Section 8 companies to establish (i) the dairy processing and value addition infrastructure, (ii) meat processing and value addition infrastructure, (iii) Animal Feed Plant, (iv) Breed Improvement Technology and Breed Multiplication Farm (v) Animal Waste to Wealth Management (Agri Waste Management) and (vi) Setting up of Veterinary Vaccine and Drugs Production Facilities. Government of India has issued Guidelines for implementation of AHIDF and have also issued Implementation Guidelines 2.0. As a part of AHIDF, Government of India (GoI) has established a "Credit Guarantee Fund Trust for Animal Husbandry and Dairying" (CGFT-AHD) of Rs. 750 crore. Department of Animal Husbandry and Dairying (DAHD) will contribute Rs. 75 crore per year over 10 years towards Credit Guarantee at the beginning of each financial year.

The scheme documents are available on our website www.nabsanrakshan.org. Further, in case any queries or clarification kindly contact to 022-26539241/9243 or hg@nabsanrakshan.org.

23.9 Credit Enhancement Guarantee Scheme for The Scheduled Castes (SCs)

The Finance Minister during the Union Budget speech 2014-15 on July 18, 2014, had announced that a sum of Rs. 200 crores will be allocated towards credit enhancement facility for young and start-up entrepreneurs belonging to Scheduled Castes (SCs) who will aspire to be neo middle class category of the scheme to facilitate financial assistance under the scheme by the banks. The said allocation is under Social Sector Initiatives in order to encourage entrepreneurship among Scheduled Castes who belong to the lower

strata of the society, by supporting the Bank & Financial Institutions, in the form of Credit Enhancement Guarantee, who shall be providing financial assistance to the Scheduled Caste Entrepreneurs.

The objective of the Scheme is as under:

- It is a Social Sector Initiative to be implemented nationally in order to promote entrepreneurship among the scheduled caste population in India.
- Promote entrepreneurship among the Scheduled Castes who are oriented towards innovation and growth technologies.
- To support, by way of providing Credit enhancement Guarantee to Banks and Financial Institutions, who will be providing financial assistance to the Scheduled Caste entrepreneurs, who in turn will create wealth, value for the society, create jobs and ultimately will develop confidence and at the same time promote profitable business. The assets so created will also create forward / backward linkages. It will further create chain effect in the locality in specific and society in general.
- To promote financial inclusion for SC entrepreneurs and to motivate them for further growth of SC communities.
- To facilitate economic development of SC entrepreneurs.
- To enhance direct and indirect employment generation for SC population in India.

The details of the scheme has been advised by Directorate of Industries, Govt. of Bihar vide their letter सं०सं०-०२/उ०नि०/निःशक्तजन सशक्तीकरण नीति/14-20/2016 / 2011 dated 22.05.2019.

The detailed operational guidelines of the scheme can be accessed by visiting SLBC website <https://www.slbcbihar.com> under the menu "Govt. Sponsored Programmes" and also the web site of Ministry of Social Justice and Empowerment, Govt. of India – <http://socialjustice.nic.in/SchemeList/Send/32?mid=24541>.

23.10 Resolution of issues related to KYC / re-KYC and reactivating inoperative / frozen accounts to avail DBT benefits:

RBI has observed that issues related to KYC/re-KYC processes and the reactivation of inoperative/dormant/frozen accounts, particularly those where Direct Benefit Transfer (DBT) benefits are being credited, are not being addressed in a timely manner by banks. This has led to significant inconvenience for customers, especially those from underprivileged sections of society.

In view of the sensitive nature of this issue, banks are advised to take immediate action which can include organization of special drives or camps for reactivating accounts; enhancing the capacity of branches and enable online KYC updating or utilize the **Video-based Customer Identification Process (V-CIP)** for greater efficiency; deploying Aadhaar-based eKYC authentication modules at every bank branch to simplify the KYC/re-KYC process.

Bank-wise wise details are placed on **Page No 254**.

23.11 Extension of Fisheries and Aquaculture Infrastructure Development Fund (FIDF)

The Government of India, Ministry of Fisheries, Animal Husbandry and Dairying during 2018-19 created and implemented the Fisheries and Aquaculture Infrastructure Development Fund (FIDF).

The Government of India approved for extension of Fisheries Infrastructure Development Fund (FIDF) for a period of another 3 years from 01.04.2023 to 31.03.2026.

The detailed and fresh guidelines, salient features of the FIDF, cost norms, associated terms and conditions, etc., replacing the earlier guidelines for implementation of the FIDF available of website <https://www.dof.gov.in> and also NABARD's website <https://nabd.gov.in>

The details received from NABARD shared with all member banks on 10.12.2024.

23.12 Farmer Producer Organizations (FPOs) Scheme

Hon'ble Prime Minister of India had launched a flagship Central Scheme of "Formation & Promotion of 10,000 FPOs" in February 2020, with the objective of enhancing farmers' income through the process of their collectivization and leveraging economics of scale in agri value chain.

In order to ensure access of FPOs to credit from mainstream Banks and Financial Institutions, a dedicated Credit Guarantee Fund (CGF) of Rs. 1000 crores have been created. NABARD has incorporated NABSanrakshan Trustee Private Limited, as its 100% owned subsidiary company to function as a trustee to the Credit Guarantee Trust FPOs. The CGF provides adequate credit guarantee cover to accelerate flow of institutional credit to FPOs by minimizing the risk of financial institutions for granting loans and enable FPOs to undertake profitable agri-business activities leading to their increased viability.

All banks are requested to streamline the loan approval and disbursement processes for FPOs to expedite access to credit and other financial services.

23.13 Three-month campaign (October – December'2025) for settlement of Unclaimed assets in the Financial Sector – "आपकी पूंजी आपका अधिकार"

Department of Financial Services, Ministry of Finance, Government of India vide order number F.no. 7/14/2022-BOA-I dated 27.08.2025 a High-level Coordination Committee on Unclaimed Financial Assets constituted to implement the decision of the 29th Financial Stability and Development Council (FSDC) meeting held under the Chairmanship of Hon'ble Finance Minister on 10th June 2025. Secretary, Department of Financial Services (DFS) is Chairperson of the committee.

The first meeting of the High-level Coordination committee, chaired by Secretary (DFS), was held on 28.05.2025. The Committee has been constituted to coordinate the

organization of district-level camps and to ensure maximum refund of unclaimed financial assets to their rightful Claimants during the period October-December 2025. The DFS was entrusted with the task of coordinating with MCA, RBI, SEBI, IRDAI and PFRDA for successful conduct of these district-level camps.

Banks to take the lead role in the initiative, with SLBCs assuming primary responsibility for organizing the camp. At the districts level, Lead district Managers (LDMs) to coordinate and oversee the campaign in close collaboration with the District Collector. Nodal officers nominated by other agencies to work with the LDMs to ensure effective execution.

The Union Finance Minister Smt. Nirmala Sitharaman launched the nationwide awareness campaign in Gandhinagar, Gujarat on 04.10.2025.

Speaking on the occasion, the Union Finance Minister Smt. Nirmala Sitharaman highlighted that the campaign carries a simple but powerful message that every rupee saved by citizens must return to them or their families. the Union Finance Minister underlined the importance of the “**3 A's**” — **Awareness, Accessibility and Action** — as the guiding principles of this campaign. Awareness aims to ensure that every citizen and community are informed about how to trace unclaimed assets. Accessibility focuses on providing simplified digital tools and district-level outreach. Action emphasizes time-bound and transparent claim settlements.

The first awareness camps in Bihar held on 21.11.2025 at Patna and Muzaffarpur after end of Modal Code of Conduct due to Bihar assembly election 2025 end on 16.11.2025.

Bank wise Details are placed on **page no. 253**.

23.14 Pradhan Mantri Dhan Dhanya Krishi Yojna (PMDDKY)

Following Budget Announcement made in FY 2025-26, motivated by the success of the Aspirational District Programme on 16th July 2025 the Union cabinet has approved to develop 100 Aspirational Agriculture Districts under Prime Minister Dhan Dhanya Krishi Yojna (PMDDKY) in partnership with states, beginning with 2025-26. In Bihar, the districts identified for this scheme are **Madhubani, Darbhanga, Banka, Gaya, Siwan, Kishanganj & Nawada**.

The PMDDKY aims to serve as a multi-dimensional rural development intervention. Its five core objectives are:

- i. Enhancing agricultural productivity.
- ii. Encouraging crop diversification and sustainable agricultural practices.
- iii. Augmenting post-harvest storage capacity at panchayat and block levels
- iv. Improving irrigation infrastructure for reliable water access.
- v. Enabling greater access to short-term and long-term agricultural credit for farmers.

This scheme ensures saturation-based convergence of 36 schemes from 11 ministries, benefitting 1.7 Crore farmers directly.

At District level, District Dhan Dhaanya Krishi Yojna Samiti, headed by the District Collector will be formed in each of the selected districts for preparing and implementation of District Agriculture & Allied activities plan.

Digital Ecosystem for Monitoring & Farmer Support: A dedicated mobile app will be developed for farmers, offering multilingual content in regional languages, a comprehensive dashboard/portal will be created for monitoring progress and a district ranking mechanism will be introduced to foster healthy competition and motivate timely & efficient implementation.

This scheme will focus on fruits, fisheries, beekeeping, animal husbandry and agroforestry along with crop agriculture, which will result in higher productivity, value addition in agriculture & allied sector, local livelihood creation, increase in domestic production & achieving self-reliance.

In this regard, a meeting was held on 15.01.2026 to form a state level committee for PMDDKY under the chairmanship of Chief Secretary Bihar.

A letter addressed to all respective Lead Banks has been sent by SLBC on 19.02.2026 vide letter no SLBC/CM/2025-26/605.

23.15 Pradhan Mantri Matsya Sampada Yojna (PMMSY)

Recognising the vast growth opportunities in the fisheries sector and the need for dedicated focus, the Government announced PMMSY in the Union Budget 2019-20, to address critical gaps across fish production and productivity, quality, technology infusion, post-harvest, infrastructure and management, value chain modernization, traceability and welfare of fishers. It was approved by the Cabinet on 20th May 2020 as a landmark initiative to usher in the “**Blue Revolution**” in India’s fisheries sector.

The scheme was formally launched by the Department of Fisheries, Ministry of Fisheries, Animal Husbandry and Dairying on 10th September, 2020 with National Fisheries Development Board (NFDB) as nodal agency for implementing the training, awareness, and capacity building programmes under PMMSY.

The PMMSY is an umbrella scheme with two separate components as below:

- a) **Central Sector Scheme (CS):** Fully funded and implemented by the Central Government.
- b) **Centrally Sponsored Scheme (CSS):** Partially supported by the Central Government and implemented by states.

The Centrally Sponsored Scheme (CSS) component is further segregated into non-beneficiary-oriented and beneficiary-oriented sub-components/activities under the following three broad heads:

- i. Enhancement of Production and Productivity.
- ii. Infrastructure and Post-harvest Management.
- iii. Fisheries Management and Regulatory Framework.

The aims and objective of the scheme are:

- a. Harnessing of fisheries potential in a sustainable, responsible, inclusive, and equitable manner.
- b. Enhancing of fish production and productivity through expansion, intensification, diversification and productivity utilization of land and water.
- c. Modernizing and strengthening of value chain – post harvest management and quality improvement.
- d. Doubling fishers and fish farmers' incomes and generation of employment.
- e. Enhancing contribution to Agriculture GVA and exports.
- f. Social, physical and economic security for fishers and fish farmers.
- g. Robust fisheries management and regulatory framework.

A review meeting conducted by Department of Financial Services (DFS) on 18.02.2026 under the chairmanship of Joint Secretary, DFS in which representative of Department of Fisheries, NABARD, Public Sector Banks and SLBC/UTLBCs were present.

23.16 Incentivizing Trade in Landlocked State - Bihar

Bihar is a landlocked State with significant potential in agriculture, food processing, MSMEs, textiles, leather, handicrafts, GI-tagged products and cross-border trade. Bihar Economic Survey 2025-26 indicates that Bihar's GSDP for 2024-25 was estimated at ₹9,91,997 crore at current prices and ₹5,31,372 crore at constant prices, with growth higher than the national average. The State's economy has shown strong expansion, creating a favourable base for trade and export-led development.

Further, as per Niryat portal of Government of India, Bihar recorded exports of around USD 2.04 billion in FY 2024-25. Key items exported from the state included petroleum products, Meat dairy and poultry products, rice and other cereals. The State also has strong locational advantages due to its proximity to Nepal, Bangladesh, Bhutan and eastern Indian markets, along with road, rail, freight corridor and inland waterway connectivity.

Government of Bihar Initiatives:

The Government of Bihar has taken several initiatives for promotion of trade, exports, logistics and industrial development, including:

(i) Bihar Export Promotion Policy, 2024 – The policy aims to strengthen Bihar's export ecosystem, identify new markets, develop export-worthy products, provide support to exporters, and improve institutional mechanisms for export promotion. The policy also recognises Bihar's low share in India's exports despite its population, land area and GSDP contribution, and seeks to diversify the State's economy through exports.

(ii) Bihar Logistics Policy, 2023 – The policy focuses on development of warehousing, cold storage, logistics parks, multimodal logistics parks, inland container depots, cold chain facilities and supply-chain infrastructure. It also highlights Bihar's locational advantage and connectivity with Nepal and eastern markets.

(iii) Bihar Industrial Investment Promotion Package / Policy – The State has been promoting investment through incentives for industrial units, MSMEs, food processing,

textile and leather sectors, which have direct relevance for export promotion. Invest India's Bihar profile lists Bihar Industrial Investment Promotion Package 2025, Bihar Export Promotion Policy 2024 and Bihar Logistics Policy 2023 among the key policies/schemes of the State.

(iv) ODOP and GI Product Promotion – Products such as Makhana, Shahi Litchi, Katarni Rice, Zardalu Mango, Bhagalpuri Silk, Madhubani Painting, Sikki Craft, leather, textile and handicraft products have strong potential for domestic and export markets.

Potential of Trade and Export in Bihar:

Trade and export promotion can play an important role in Bihar's economic development by:

- (a) Increasing income of farmers, MSMEs, artisans and producer groups.
- (b) Promoting value addition in agriculture and food processing.
- (c) Generating employment in logistics, warehousing, packaging, transport, processing, and marketing.
- (d) Supporting district-level industrial and export clusters.
- (e) Improving market access for GI-tagged and ODOP products.
- (f) Strengthening formal credit flow to exporters, MSMEs, FPOs, SHGs and small enterprises; and
- (g) Improving Bihar's competitiveness in domestic and international markets.

Districts may be encouraged to identify export potential based on local products, existing clusters, infrastructure, availability of raw material and market linkages. Focus may be given to agri-export clusters, food processing units, textile and handloom clusters, leather units, handicraft clusters, and GI-tagged products.

23.17 Khet Bachao Abhiyan 01 June 2026 to 30 June 2026

Union Minister for Agriculture & Farmers Welfare and Rural Development, Shri Shivraj Singh Chouhan, launched the nationwide 'Khet Bachao Abhiyan' from Ramasiya village in Raisen district of Madhya Pradesh, delivering a clear message to farmers that if the soil is protected, agriculture will thrive, farmers will become stronger, and the nation will prosper. He called for the promotion of balanced fertilizer use, soil testing, Soil Health Cards, natural farming, water conservation, and scientific agricultural practices. The month-long campaign will run across the country from June 1 to June 30.

The objective of the campaign is to create awareness among the farmers about balanced use of fertilizers, soil health, natural farming, IPM/INM practices, farm mechanization, pesticides application, use of quality seeds etc. A key component of the campaign is the saturation of Kisan Credit Card (KCC) coverage among all eligible farmers, thereby facilitating their access to timely and affordable institutional credit.

As part of the Abhiyaan, the Credit Division of the Department of Agriculture & Farmers Welfare (DA&FW) will undertake a focused KCC Saturation Drive leveraging digital

platforms such as e-KCC, JanSamarth, KRISHIKA, Kisan Rin Portal (KRP) and other available channels to enhance KCC outreach and accessibility across the States. This initiative is expected to significantly strengthen financial inclusion and institutional credit penetration in the agricultural sector.

Department of Financial Services, Ministry of Finance vide letter no F.No. 3/1/2023 – AC requested RBI and NABARD to extend necessary support to the KCC Saturation Drive and to ensure active participation of Schedule Commercial Banks, particularly Public Sector Banks, Regional Rural Banks, Rural Cooperative Banks respectively, in the drive.

In this letter SLBCs are also requested to facilitate enrolment of eligible farmers under KCC, who are yet to covered under KCC, in close coordination with LDMs, banks and district level officials.

Instructions has been shared by SLBC to all member banks/ Lead Banks/ LDMs for active participation in the campaign and saturation of KCC eligible farmers under KCC.

Letter No. : SLBC/CM/2019-20/117
Date: 19.07.2019The Controlling Heads,
SLBC Member Banks in Bihar.


Dear Sir / Madam,

Review / Renewal of existing crop loans and extending crop loan to new farmers under KCC in absence of crop insurance cover in the State of Bihar

With reference to the captioned matter under consideration of RBI, we have received a communication from RBI, Patna advising us to communicate following instructions to SLBC member banks :

" Member banks to sanction credit facilities under KCC scheme to eligible farmers without insisting on mandatory coverage under crop insurance till such time an insurance scheme is notified for the concerned crops by the Govt. of Bihar."

Yours faithfully,


General Manager & Convenor,
SLBC, Bihar

KEY INDICATORS OF BANKS IN BIHAR
COMPARATIVE BANKING STATICS

(Amt. in Rs. Crore)

Sl. No.	ITEMS	MAR' 2025	MAR' 2026	Bench -mark
1	DEPOSITS	5,63,445	6,15,428	
2	ADVANCES	3,19,293	3,53,011	
3	TOTAL ADVANCES INCLUDING ADVANCES GRANTED TO UNITS IN BIHAR BY BRANCHES OPERATING OUTSIDE BIHAR	3,23,219	3,61,103	
4	ADVANCES INCLUDING RIDF	3,32,681	3,70,563	
5	CD RATIO	59.04%	60.21%	
6	PRIORITY SECTOR ADVANCES	1,79,283	2,04,212	
7	SHARE OF PSA IN TOTAL ADV (SL.NO.2) (%)	56.15%	57.85%	40%
8	AGRICULTURAL ADV.	94,461	98,790	
9	SHARE OF AGL. ADV IN TOTAL ADV (SL.NO.2) (%)	29.58%	27.99%	18%
10	MSME ADV.	67,770	85,524	
11	SHARE OF MSE ADV. IN PSA(SL.NO.2) (%)	21.22%	24.23%	
12	TOTAL NUMBER OF BRANCHES	8,304	8,476	
A	RURAL BRANCHES	3,747	3,805	
B	SEMI-URBAN BRANCHES	2,716	2,789	
C	URBAN BRANCHES	1,841	1,882	
13	FIXED POINT CSP	53,041	56,063	
14	ATM	7,269	6,986	

MINUTES
OF 95th
SLBC
MEETING

95th QUARTERLY MEETING OF
STATE LEVEL BANKERS' COMMITTEE (SLBC) BIHAR
HELD ON 22nd JANUARY 2026



Held at
ADHIVESHAN BHAWAN, OLD SECRETARIAT, PATNA

MINUTES

AND

ACTION POINTS

Minutes of the 95th Quarterly SLBC Meeting

Held at Adhiveshan Bhawan, Old Secretariat, Patna on 22.01.2026

The 95th meeting of SLBC Bihar was held on 22nd January 2026 at Adhiveshan Bhawan, Old Secretariat, Patna. The meeting was presided over by Hon'ble Minister of Energy, Finance, Planning and Development, Prohibition, Excise and Registration Department, Govt. of Bihar, Shri Bijendra Prasad Yadav. Hon'ble Minister, Industry and Road Construction Department, Govt of Bihar, Shri Dilip Kumar Jaiswal; Hon'ble Minister Agriculture, Govt of Bihar, Shri Ram Kripal Yadav; Hon'ble Minister of Dairy, Fisheries and Animal Resources Department, Govt of Bihar, Shri Surendra Mehta also graced the occasion. Development Commissioner, Bihar, Shri Mihir Kumar Singh Additional Chief Secretary, Finance Department, Govt of Bihar, Shri Anand Kishore; Economic Advisor, DFS, Government of India, Shri Sudhir Shyam; Regional Director, RBI Patna, Shri Sujit Kumar Arvind; CGM SBI, Shri Anurag Joshi and CGM NABARD Shri Gautam Kumar Singh. GM & SLBC Convenor Shri Ravindra Kumar Srivastava & State Heads/ Senior level officials from SLBC member Banks, State Government Departments, SIDBI, KVIC, Police, Department of Posts, NCSC & representatives of Industry Associations were also present. District Magistrates, Lead District Managers of Bihar, Officials of PFRDA, CGTMSE, NCST, WDRA were also invited to attend the meeting through Video Conferencing.

The meeting commenced with lightening of lamp and formal welcome of all the esteemed guests followed by opening address by **The Chief General Manager (SBI Patna Circle) Shri Anurag Joshi**.

The proceedings of the meeting are as under: --

1. The Chief General Manager (SBI Patna Circle) Shri Anurag Joshi, welcomed all the dignitaries and participants in the 95th SLBC meeting for September 2025 Quarter. He advised that this meeting is based on Financial Inclusion & Financial Literacy and the agenda for this meeting was decided in the Steering Sub-Committee meeting held on 10.12.2025, in accordance with the guidelines of the RBI Master Circular on Lead Bank Scheme. It was attended by representatives from RBI, NABARD, Finance Department (Government of Bihar), State Bank of India, Bihar Gramin Bank, Punjab National Bank & Central Bank of India.

He presented a brief overview of the performance of banks in Bihar in September quarter of the FY 2025-26 and the way forward to achieve the desired results in FY 2025-26.

The key points presented by him in his deliberations are as under:

(I) Performance in Financial Year 2025-26: -

- CD Ratio- The CD ratio of the state is increasing year on year basis, and it has increased marginally to 58.17% in September 2025 from 58.13% of September 2024.

CD ratio of Bihar has increased by 15% during last five years. He appreciated efforts of all Banks and urged all Banks to work collectively for increasing CD ratio. SBI is the lead bank in 7 districts of the state, and two of them – Purnea and Araria districts – are among the top performers across all 38 districts of the state, with a CD ratio of 96.87% and 87.62% respectively. According to tentative figures for December 2025, the CD ratio of Bihar is approximately 58.50%.

- Against the ACP target of ₹3,36,000 crore for FY 2025-26, all banks have achieved 43% of the annual target with disbursement of ₹1,43,115 crore by 30.09.2025. This performance is satisfactory in the second quarter of the current financial year in comparison to 37% of the same quarter of the previous year and we are expecting to achieve 100% of ACP disbursement target for current financial year. He mentioned that, according to the tentative data received up to December 2025, the ACP achievement is approximately 60.40%.
- Contribution of SBI was ₹25,435 crore up to September 2025 in current FY under ACP achievement, which is 49% of its annual target of ₹51,918 crore and I am fully confident that the 100% of the allocated target will be achieved by us.
- He mentioned that all banks have performed satisfactorily in the MSME sector. The performance of banks in the agriculture sector is also showing improvement, but further efforts are required from all banks in this sector. All Public Sector Banks are continuously providing their support under the government's flagship schemes such as PMEGP, PMMY, PMFME, PM Vishwakarma, PM SVANidhi, and PM Surya Ghar Muft Bijli Yojana. He urged all Banks, especially private sector Banks, to maximize their financing under these schemes. A detailed discussion on the performance of Banks in Bihar will be presented in the PPT during the review meeting.
- In Financial inclusion, performance of all Banks has remained consistent and impactful. Key milestones include the efficient onboarding of beneficiaries via PMJDY accounts and high adoption rates of social security schemes such as PMJJBY, PMSBY and APY.
- Recently, the Department of Financial Services, Government of India, had launched the "आपकी पूँजी आपका अधिकार" campaign from 01.10.2025 to 31.12.2025 for the settlement of unclaimed assets. Under this campaign, camps were organized in all 38 districts of the state with the cooperation of the district administration and under the guidance of the State Level Bankers' Committee (SLBC) to settle unclaimed assets. He encouraged all Banks to maintain this momentum and ensure the settlement of the remaining unclaimed assets by contacting their rightful owners or legal heirs.
- From 1st July 2025, the Department of Financial Services, Government of India, had also launched a three-month campaign at the Gram Panchayat level to ensure the saturation of financial inclusion schemes in which all banks actively participated. Re-KYC was done in large number in these camps but there are still many accounts where KYC up-dation is still required. The RBI is also running a special campaign for

Re-KYC and is regularly reviewing its progress. We should collectively strive to complete the Re-KYC process for these accounts by June 2026.

(II) Regarding Priority areas for the financial year 2025-26 and beyond, he briefly highlighted the areas where all banks should focus their attention:

- All Banks should put all efforts for achieving 100% of disbursement target of ACP for FY 2025-26, which can be achieved by all banks collectively with proper planning and its implementation at ground level. This can be achieved by all banks with proper planning and implementation by utilizing all available resources.
- In the agriculture sector, while banks must continue their efforts under traditional financing through Kisan Credit Cards (KCCs), they should also explore new financing opportunities in areas such as dairy farming, fisheries, animal husbandry, horticulture, and rural infrastructure projects. We need to maintain coordination with all government agencies, including district agriculture officers, block-level officials, and NABARD officials to generate new & bankable leads. All banks, especially private sector banks, need to be more sensitive in disbursing loans under government-sponsored schemes. All banks should strive to achieve 100 percent of the targets set under these schemes.
- The Bihar government is taking various important decisions that will undoubtedly prove to be a milestone for the state's development in the future. Recently, the hon'ble Chief minister launched the 7- Nischay 3.0 program and the state government has decided to formulate a work plan for establishing a Defence Corridor, a Semiconductor Manufacturing Park, Global Capability Centres, a Mega Tech City, and a Fintech City with the aim of developing Bihar as the new Tech Hub of Eastern India. Additionally, the government has decided to establish new sugar mills and revive old, closed sugar mills. Many such decisions are being taken by the state government, which will certainly create a positive environment for investment in the state and increase its loan absorption capacity. This will directly benefit banks, enabling them to provide more financing for the state's development.

Finally, he assured on behalf of all the member banks and SLBC Bihar that the banks in the state will continue to make all-out efforts to achieve excellence in all areas and will show good results during the financial year 2025-26. Wishing a productive discussion in the meeting, he ended his speech.

After welcome address of CGM SBI, the event featured an insightful Video presentation of DFS showcasing Unclaimed Assets followed by book unveiling by the distinguished dignitaries on the dais.

2. The Regional Director RBI Patna, Shri Sujeet Kumar Arvind, welcomed all the dignitaries sitting on dais and all the participants attending the 95th SLBC meeting. He started with extending his warm wishes to all for New Year 2026 and stated that the Indian banking system is quite strong today in terms of capitalization, asset quality, or NPAs. In

this context, he expected that SLBC (State Level Bankers' Committee) will give rise to new possibilities, new energy, and new commitments in the inter-institutional forum, leading to rapid development of Bihar.

- He further stated that the Financial Inclusion Saturation Campaign was launched by the Ministry of Finance, Government of India. Under this campaign, camps were organized by Banks in every Gram Panchayat of the state from July to October 2025. To make the campaign more effective, the Reserve Bank of India also made the Re-KYC process an integral part of it, which is still ongoing. He stated that until financial inclusion & financial literacy is not extended to every single person and banking facilities are not provided to everyone, people will not be able to properly be benefitted from the schemes launched by the Indian Government or other schemes aimed at their upliftment. Therefore, Re-KYC process is a very important step. Completion of Re-KYC in approximately 50 lakh accounts in Bihar is a significant achievement. He commended the active participation & contribution of all the Banks and expected their continued cooperation in achieving the targets within the stipulated timeframe.

He further mentioned that "आपकी पूँजी, आपका अधिकार" campaign was launched by DFS, GOI, from October to December 2025 with the objective of ensuring the swift and effective settlement of unclaimed funds. This has been a significant initiative towards financial consumer protection. Special camps were organized in all 38 districts of Bihar under the aegis of SLBC Bihar. To further accelerate this initiative, the Reserve Bank of India has also launched a special scheme under which banks settling unclaimed deposits are being incentivized. Through the coordinated efforts of all institutions, it has been possible to settle unclaimed deposits worth approximately ₹164 crore so far. He also urged the Government of Bihar to cooperate in settling the government's unclaimed accounts, amounting to approximately ₹162 crore, to make this campaign even more effective.

- He further mentioned that Reserve Bank of India (RBI) organizes Financial Literacy Week every year in February. This year's theme is "KYC – Your First Step to Safe Banking," which is more relevant in scenario of increase in digital transactions and the rising incidence of cyber fraud. He encouraged all banks to conduct special awareness programs on basic KYC, CKYC, and account hygiene so that KYC becomes not just a formality but the first step towards secure banking. Additionally, the first episode of the podcast series "RBI Talks: Paisa to Policy," is launched by RBI. It is based on the theme of "Demystifying KYC," and explains the need, process & role of KYC in simple language. It is available on the RBI's official YouTube channel.
- Further, he stated that customer-centric approach has always been an important part of the Reserve Bank of India's policies. Digital channels have made the banking system simpler, faster, and more convenient, making services easily accessible to the public. However, the increasing incidence of digital fraud has emerged as a serious challenge, which is receiving special attention at the national level. In this regard, every bank must continuously strengthen its processes and systems to prevent frauds. Furthermore, cooperation in this area is crucial to identify & prevent

mule accounts and suspicious transactions in a timely manner to increase customer trust. The Reserve Bank of India has expanded the Reserve Bank Integrated Ombudsman Scheme. Central Cooperative Banks and State Cooperative Banks have now been included under the purview of this scheme. This initiative is a significant step towards making the customer grievance redressal mechanism more effective in banking services.

- He informed that the Centre for Financial Literacy (CFL) Project is a significant initiative by the Reserve Bank of India to promote financial inclusion and financial literacy. Under this project, financial literacy camps are organized in all 38 districts of the state. Women from Self-Help Groups (SHGs), farmers, rural communities, teachers, and students actively participate in these camps, where they receive guidance in simple language on topics such as savings, using banking services, secure digital transactions, government schemes, KYC precautions and protection against fraud. In the last quarter, 4.72 lakh participants got benefited from 15,000 of such camps.
- In alignment with the RBI's Clean Note Policy, RBI is ensuring that clean currency notes are readily available for everyone. Further, he stated that under this policy, 3,475 coin and note exchange melas were organized across the state during this financial year. These initiatives have resulted in the distribution of 6 crore coins and 23 crore fresh currency notes among public in this financial year. Millions of people have also been benefited from the note exchange facility.
- In a move to simplify and enhance the payment infrastructure, the Reserve Bank of India, Patna in collaboration with the Government of Bihar, has successfully launched the Revenue Management System (RMS) platform on a pilot basis with 6 agency banks and 6 departments of GoB. Additionally, under the Centrally Sponsored Schemes, a total of 147 accounts of the Finance Department, Government of Bihar, have become fully operational at the Reserve Bank of India, Patna, under the SNA-SPARSH system. This achievement reflects the Bihar government's commitment to promoting efficient public fund management in the state.
- CD Ratio: By end of the September 2025 quarter, CD Ratio of Bihar was recorded at 58.17%, which is still significantly lower than the national average of 84.32%. This situation underscores the need for continuous and more focused efforts to increase credit flow in the state.

There are few districts like Purnea, Araria, West Champaran, East Champaran, and Kishanganj, where CD Ratio is at around 80% or higher. On the other hand, in districts like Munger, Nalanda, Bhojpur, and Jehanabad, CD ratio is still low despite an increasing trend. Further acceleration is needed so that these districts can quickly reach the 50% benchmark.

CD ratio of public sector banks is at 46.10% and Private sector banks at 93.57%. This disparity highlights the need to further accelerate credit off-take at the public sector banks to unlock Bihar's true credit potential.

- ACP: The overall performance of banks is better as compared to the same period of previous year. Collectively, banks have achieved 42.59% of the Annual Credit Plan (ACP) target as of September 2025 as compared to 36.64% during the same period last year. A sector-wise analysis reveals an increase in credit disbursement across all sectors. The MSME sector has recorded a remarkable achievement of 51.41%. But the agriculture sector still shows room for improvement, where only 28% could be achieved. Districts like Patna, Purnea, Araria, Begusarai, and Gaya have achieved approximately 50% of their ACP targets. On the other hand, districts such as Sheohar, Lakhisarai, Banka, Munger, and Gopalganj have achieved only around 27%.

In the same context, he mentioned the policies of the Bihar government, which are focused on key areas such as education, infrastructure, agriculture, employment generation, and women's empowerment. The blueprint of the "सात निश्चय-3.0" (2025–2030), recently presented by the state government, which places special emphasis on employment generation, industrial growth, and agriculture sector. It is clear evidence of the foresight and focus of Bihar Government towards development of state.

He urged that all banks should not leave any stone unturned in meeting the credit requirements of these sectors.

- Regarding NPAs, he mentioned that the overall level of NPAs in the state has increased slightly – from 7.72% in June 2025 to 7.95% in September 2025. This indicates the need for sustained and focused efforts, particularly in the agriculture sector. NPA in KCCs is 36% approximately. He urged all underperforming banks to intensify their efforts and strengthen the loan monitoring process across all sectors. Some districts, such as Banka, Arwal, Jamui, Kaimur, and Khagaria, require immediate and sustained intervention as their overall NPA levels are still above 15%.
- Speaking about Certificate cases, he stated that number of pending cases has increased in September 25 quarter as compared to June25 quarter. This figure indicates the need for more coordinated and focused efforts in this area.
- In today's digital age, data plays a crucial role in making the banking system more efficient, transparent, and accountable. Data-driven monitoring in areas such as credit flow, non-performing assets (NPAs), financial inclusion, digital payments, and customer grievance redressal enables better decision-making, early identification of risks, and timely interventions. He encouraged all banks to ensure data quality and improve their performance by making more effective use of the available data.
- In line with the 'bottom-up approach' of the Lead Bank Scheme, this platform is an important means for preparing action plans based on grassroots needs, ensuring the timely conduct of DCC/BLBC meetings, and further strengthening financial inclusion.

He concluded his address with appeal to all Banks to expand their reach for inclusive development and expressed his gratitude to all stakeholders for their continued

cooperation. He hoped that together we will work even more effectively towards making Bihar prosperous, inclusive, and economically empowered.

3. CGM NABARD, Shri Gautam Kumar Singh, welcomed the Hon'ble Ministers, dignitaries present on the dais and all the participants attending the 95th SLBC meeting. The highlight of his speech is as under: -

- In his opening remarks, he mentioned that GSDP of Bihar is 13.09%, which is higher than the national average of 9.8%. If we look at the composition of the economy and GSDP, the share of Agriculture, especially crop production has reduced to 48.75 % in the current FY 2025-26 from 55.36% in 2019-20.
- Bihar's share in livestock was 29.41% in 2019-20, which has increased to 34.90% in the current financial year. Diversification is noticed within the agriculture sector as Animal Husbandry is one of the major employment generators. In Agri Allied activities, the present position of Bihar is 1st in Egg production, 6th in Milk Production and at 9th in Meat production PAN India.
- In Bihar, the average landholding is 0.39 hectares, whereas the average landholding size across the entire country is 1.08 hectares. For agricultural growth on fragmented lands, there is a need to work on more productivity gains in smaller plots. For Formal land leasing and aggregation, Farmer Producer Organizations (FPOs) are required. At present, there are 1700 FPOs in Bihar. Cooperatives sector, especially PACS (Primary Agricultural Credit Societies) are being strengthened with concerted efforts of Government of Bihar, Government of India, and NABARD.

Similarly, the Bihar government also has a scheme called Shared Services like custom hiring centres, inputs & advisory services, which needs more focus rather than extension of the area.

He urged the Bankers to cover the Small & Marginal farmers who represent 97% of Bihar's agricultural community through fresh KCC, especially by KCC- Animal Husbandry & KCC-Fisheries schemes. He mentioned that there is improvement in sanction of loans to 44000 beneficiaries approximately under KCC -Animal Husbandry & Dairy and around 23,000 loans to KCC-Fisheries beneficiaries by end of September 2025 quarter.

- He mentioned that there is marginal improvement in CD ratio of Bihar by 0.04 bps over September 2024. However, it is a matter of concern that there are 15 districts where CD ratio is less than 50%. Munger is the only district with CD ratio of 32.29%. Bankers need to make efforts to increase the CD ratio.
- He mentioned that the position of KCC is better than that of Term loan in Bihar. There is a need to identify beneficiaries with the help of the Land department of the Bihar government and promote agricultural term lending. Capital formation can be achieved through term lending only. He urged Banks to increase the lending towards term loan.

- He highlighted that ACP achievement in Agri sector is 27.79% only which is worrying. In MSME sector, ACP achievement of 51.41% is comparatively satisfactory.
- Offering suggestions to bankers and making a request to the government, he said that since we have entered in the last quarter of the current FY, a special saturation drive should be launched with support of district level officials of Bihar Government to extend credit limit to eligible farmers under KCC -Animal Husbandry, Dairy and KCC-Fisheries, Poultry, Piggery etc. to ensure that maximum KCC coverage can be achieved through a targeted approach. This drive should include PACS and FPOs so that farmers can be identified and brought to the banks for KCC.
- He further mentioned about discussion with co-operative department regarding 7.75 lakh active Milk farmers in Bihar, who transport milk regularly along established routes. We should target these group of farmers and support them with the working capital they require. Even providing ₹50,000 per farmer would give the ACP a significant boost. If they need more livestock, term loans can also be provided under the tripartite agreement between Farmers, Milk societies & Banks. Close coordination with the land department can significantly simplify the identification process of such borrowers under this category.
- Furthermore, he added that Bihar has immense potential in the dairy sector, Floriculture, Polyhouse, Godowns, Food processing, Feed for Fish, Poultry & Dairy etc. This can be linked to the AIF scheme of Central as well as Bihar Government. Under cluster-based approach, clusters can be identified for various crops. NABARD has identified clusters regarding Maize, Makhana, Pineapple, Mushrooms and is in process to finalise a Bankable plan for this purpose. Upon finalization, it will be circulated among Bankers very soon. In collaboration with the state government, it will be circulated in the districts so that financing can be provided to those clusters.
- He added that NABARD is making efforts to increase the flow of GLC for development of the state. Paddy procurement is underway. NABARD has sanctioned a limit of ₹5,000 Crore to Bihar State Food & Civil Supplies. Bihar State Co-operative Bank & DCB have been sanctioned limit of ₹9,000 Crore out of which ₹8,500 Crore has already been released to them altogether.
- Towards GI product also, NABARD has taken initiative. Solar product is in advanced stage to get the GI mark and clearance has been obtained. Upon completion of this, NABARD will put efforts for GI user registration.
- He further mentioned that there are significant post-harvest losses in vegetable and fruits production, including mushrooms. He stated that NABARD is promoting low-cost solar dryer and has developed a Bankable project to cover this area. It will be circulated among the Bankers shortly.
- Speaking about RIDF, he mentioned that in the current Financial Year, ₹1,192 Crore has been disbursed to Bihar Government. Furthermore, ₹1,032 Crore is sanctioned, and additional ₹188 Crore will be sanctioned by today. On Cumulative basis, ₹31,000

Crore has been sanctioned and ₹25,000 Crore has been disbursed under RIDF by NABARD.

- He also said that, on behalf of the Bihar government, he would like to state that the government provides an additional 1% subvention on the prompt repayment of loans, which is routed through NABARD. He appealed to all banks to claim this in all eligible cases, as the farmers of this state are not receiving sufficient benefit from it. Despite the scheme being in place, no claims are being received from the banks except only 1-2 banks. The only requirement is that Banks need to get a certificate certified by a Chartered Accountant and upload the certificate as an Excel sheet in the portal meant for claiming the benefit.

He concluded his speech with commitment to work for the development of Bihar with the help of Banks & in collaboration with the state government and to make every possible effort for a developed Bihar by 2047.

4. Shri Kumar Ranjeet AGM SLBC made the detailed PPT presentation on the progress of banks in various sectors as per agenda for the September 2025 quarter. He mentioned that meetings of 6 sub-committees of SLBC out of 7 has been conducted and minutes have been circulated with all.

Point-wise discussions of the ATRs submitted by the banks were presented and discussed as follows:

- On action point No. 1 related to campaign "आपकी पूँजी आपका अधिकार," he advised that detailed discussion has already been done during display of related video from DFS and unveiling of booklet.
- Regarding action point No 2 of ATR, on pending land allotment and building of RSETIs, he said that old pending case is of Patna RSETI, where land allotment is still pending. Responding to this, the Development Commissioner, Shri Mihir Kumar Singh said that since this work is with the Bihar government, he will personally monitor it and will be resolved soon.
- Regarding point No 3 of ATR, allotment of CSPs to Jeevika Didis, he informed that 2037 Jeevika Didis have been allotted CSPs till November 30, 2025, and another 880 allotments are proposed to be allotted by March 31, 2026.
- Action point no 4 of ATR, regarding the timely conduct of DCC & BLBC meetings as per the guidelines of the Lead Bank Scheme, he submitted that DCC/BLBC meetings were not held in two districts in the September quarter, which have been completed later on.
- Speaking about action point No 5 of ATR, regarding sharing the list of applications generated under the Animal Husbandry and Fisheries scheme by the concerned department at district level with State Head office of the Banks, he advised that the list shared by the department on 17.01.2026 & 19.01.2026 has been shared with all

banks. Banks are requested to follow up according to the list and ensure disposal in their respective districts. He requested the Dairy, Fisheries & Animal Resources Department to share such list on regular basis.

- Action point no 6 of ATR, regarding the revamped PM SVANidhi scheme, he said that it was launched on 11.09.2025. He informed the house about the revamped scheme. In this revamped scheme, the limit under 1st tranche has been increased to Rs. 15,000/- and limit under 2nd tranche to Rs. 25,000/-. Limit under 3rd tranche is Rs. 50,000/- as usual. All applications that were rejected until December have been pushed to banks with increased limits as per the new guidelines. All banks are requested to keep focus and try to make efforts to expedite the disbursement.
- Regarding action point no. 7, to increase advances towards KCC (Animal Husbandry) and KCC (Fisheries), the format of self-declaration as decided in the 94th SLBC meeting was presented before the committee. He informed that an Agri sub-committee -II meeting was held on 04.12.2025 under the chairmanship of ACS, Smt N Vijayalaxmi Madam, in which the format of this declaration was passed, wherein all member banks were also present. On this, Development Commissioner, Shri Mihir Kumar Singh said that the instructions of DFS should be followed, and it should be increased to Rs. 3 lakhs instead of Rs. 1 lakh. In response, the AGM SLBC said that under this KCC-Animal Husbandry scheme, the average cost is around Rs. 60,000/-, which is within the scale of finance of both the Bihar Government and NABARD. This was causing more problems for people with 2 & 3 units, that is why this declaration has been restricted to Rs. 1 lakh.

On this, Development Commissioner, Shri Mihir Kumar Singh again said that whatever amount needs to be disbursed as a loan should be disbursed, as you were not supposed to take collaterals anyway; this is an additional declaration. SLBC is requested to follow the instructions of DFS and increase it to Rs. 3 lakhs accordingly.

- Action point no 8 of ATR, regarding data reported under KCC on the SLBC portal, he advised that Axis Bank and Punjab National Bank, both have confirmed that data reported by them is correct.
- Action point no 9 of ATR regarding referred back cases in PMEGP, he requested all banks to rectify the irregularities & resubmit on the portal to claim the margin money. Development Commissioner, Shri Mihir Kumar Singh stated that banks should sanction the PMEGP applications and claim the margin money.
- Speaking about action point no. 10 of the ATR, regarding waiver of stamp duty on loans upto Rs. 10 lakh under GSS, he informed that a committee has been formed, and two meetings of this committee have been held under the chairmanship of the Director-cum-Additional Secretary, Finance Department, Government of Bihar. Development Commissioner, Shri Mihir Kumar Singh said that Bihar government will take care of this shortly.

After the discussion on ATRs regarding the progress during the quarter, Shri Kumar Ranjeet, AGM (SLBC), presented the overall position of advances and NPAs in Bihar up to 30.09.2025. He informed that the total advances in Bihar as on 30.09.2025 stood at Rs. 3.25 lakh crores which has increased to Rs. 3.33 lakh crores as per the provisional data for December 2025 with growth of Rs. 8 thousand crores. The NPA level was 7.95%.

During the presentation, **Development Commissioner, Shri Mihir Kumar Singh** put his view as:

- Regarding KCC (Kisan Credit Card), there are more than 70 lakh farmers in Bihar. We are adding 2-3 lakh farmers daily in the Agri stack. The amount under the PM Kisan Samman Yojana is also being transferred to their accounts. Despite being potential in Bihar, the KCC's influence is very marginal. Banks should make efforts for 100% saturation of farmers under KCC.
- He further mentioned that the economy of India is growing at rate of 7.5% on average in last 6 years, whereas Bihar's growth rate is 10.12%. It means that the economy of Bihar is getting doubled in every 7 years. Bihar's economy is the agrarian economy and 85% of population are engaged in agriculture or Agri related activities.
- During discussion, he further asked from SBI about sanction of KCC to 39901 borrowers only against the target of 2.72 Lakh. In response, the SBI CGM said that the figures are not good & immediate action is required. He expected that SBI will register good growth in coming quarters.
- He also asked Central Bank of India to explain reason for very low performance under KCC. KCC loan has been sanctioned to 10699 borrowers only by Central Bank of India against their target of 1.53 lakh. In response, the State Head of Central Bank of India said that high NPA of 78% in KCC is one of the major hurdles in new KCC loans. Due to this reason, pace of renewals is also very low. However, they will expedite efforts to increase the numbers.
- He asked Punjab National Bank also to explain the reason for very dismal performance under KCC. Against their target of 1.72 lakh borrowers, loan has been sanctioned to 5,259 borrowers only. In response, the senior official said that very high NPA in KCC loans and problem in issuance of LPC are major hurdles in financing under KCC.
- **Development Commissioner, Shri Mihir Kumar Singh** highlighted that KCC is the most important scheme for Bihar's economy, but overall performance is not satisfactory. Agriculture is growing even without the cooperation of the banks.

5. Agriculture Minister, Shri Ram Kripal Yadav quoted that he has been a member of both the Lok Sabha and the Rajya Sabha for six terms.

- Expressing his displeasure, he said that bankers discriminate against Bihar. They do not give us our money rather they give it to big cities like Delhi and Mumbai. 90% of

our money is deposited in banks of Bihar, yet sufficient credit access is not being provided to people of Bihar.

- There has been very marginal increase in KCC (Kisan Credit Card) loans since last year. He expected that a solution for farmers and industries would emerge after this meeting.
- He explained that Bihar's economy is based on agriculture and approx. 76% of the people depends on farming for their livelihood. Bankers have a responsibility to understand the suffering and pain of farmers of Bihar. Banks should not discriminate against the people of Bihar.

During the discussions, Development Commissioner of Bihar, Shri Mihir Kumar Singh highlighted that government is continuously working for the growth of agriculture sector and work is underway on the agricultural roadmap. Productivity of paddy and wheat is so high that its procurement is happening in Chhattisgarh, Punjab, and Haryana. Bihar has the best land in India.

- In almost all districts, 90% of the land is irrigated, either through government or private means. There are no problems with fertilizer supply either. Bihar is at the top of the line in most of the things in agriculture. The government is acting towards increasing production of oil seeds and pulses. Action is being taken for Makhana (fox nuts) by the Hon'ble Prime Minister. There is a big opportunity for Makhana production. He thanked NABARD for mentioning by the CGM NABARD about making machines available to farmers for Makhana processing which is being done manually.
- Adding value to this subject, Hon'ble Agriculture Minister Bihar, Sri Ram Kripal Yadav said that we have achieved a major milestone in this sector yesterday by exporting 200,000 tons of makhana (fox nuts) to Dubai.
- **Development Commissioner** further continued that average cost of Makhana is ₹300-400 per kg, is now being sold by farmers in the market for ₹900/kg, and the same makhana is being sold for ₹1600/kg in retail. In the US, it is being sold for ₹2500/kg. Therefore, the price here may also soon touch ₹2500/kg. He questioned the bankers, whether this is not a significant opportunity for MSME lending in the makhana sector. He urged the bankers to find a significant opportunity for MSME lending in the makhana sector.
- He further added that GOB will introduce a new initiative called "Madhukranti" (Honey Revolution). Honey is a product with immense production potential and opportunities. Bihar is the only state that produces maize in winter, therefore its production continues throughout the year, and this has led to a tremendous revolution in the animal feed industry, opening opportunity for us to even produce for the entire country.

Further, Action is needed in KCC Agri & allied activities, Ancillary & industries, and related processing industries.

- He requested the CGM, NABARD that since all their projects have become outdated, there is a need to compile model projects first state-wise and then district-wise and circulate them among the banks so that work can be done in the agricultural sector.

Through this forum, Banking sector is provided with a transparent reflection of their current impact and the opportunities are highlighted because development in the state will happen through them, and for that, a little sensitization is required.

On the slides of Government Sponsored Schemes, State Director, KVIC, Dr M H Mevati submitted that up to 30.09.2025, ₹124 Crore has already been disbursed in Bihar against the target of ₹102 Crore and till date ₹127.30 Crore has been disbursed in PMEGP.

- In the last FY 2024-25, almost 6,000 cases were sanctioned against the target of 3,209 and in terms of Margin Money in PMEGP, 137% achievement was recorded. Similarly, in the FY 2023-24, 178% achievement was recorded with approximately 8,000 cases.
- He further mentioned that for PMEGP, GOI sets the margin money and targets for 5 years. This is the 5th and final year, and the margin money for the general category has been exhausted. The margin money for SC/ST is still available.

Approximately ₹67,54,01,000/- Margin money has been disbursed in the PMEGP accounts. In the current FY 2025-26, 2,751 cases are sanctioned in SC/ST categories. The model condition is at least 10% for SC/ST, but since this is terminal year, approximately 65% cases have been taken into consideration.

Development Commissioner added that the target in PMEGP has been reduced to 2,758 in the current FY from 8,000 in previous financial years. He urged the bankers to disburse the loans sanctioned in the previous FY and to make sure full sanction & disbursement of PMEGP loans this year.

AGM, SLBC stated that up to 15.01.2026, 2,492 cases have been sanctioned under PMEGP & 749 are disbursed. He requested the Hon'ble Industry minister, Bihar & KVIC to take up the issue of long pendency of the margin money for the last 2-3 years with GOI and arrange to release of the same.

- Elaborating on this point, Development Commissioner urged to Economic Advisor, DFS, GOI, Shri Sudhir Shyam to escalate this matter with the Ministry of Expenditure and bring it to the Hon'ble Prime Minister's PRAGATI programme, as the issue has not been resolved for the last eight months.

About PMFME, **AGM SLBC Bihar presented** that up to end of September quarter 3,820 cases have been sanctioned against target of 11000. However, sanction has increased to 5,316 as on 15.01.2026.

Development Commissioner asked Bihar Garmin Bank to explain reason for low sanction under PFMFE. BGB has sanctioned 313 only against the target of 1614 till 30.09.2025. In response to his query, Chairman of BGB said that additional 500

applications have been sanctioned till date. Due to merger issues, the process had slowed down, now everything has settled and target will be achieved under PMFME.

He asked PNB official about the same and in response, PNB submitted that they have achieved sanction of 810 accounts, 603 accounts have already been disbursed till date and the remaining will be achieved at the earliest.

Regarding 696 target of Canara Bank under PMFME, Official of Canara Bank showed his commitment to achieve 100% of the target.

- **Development Commissioner** further stated that over the past few years, significant progress has been made in the industrial sector in Bihar. Performance under Government sponsored schemes had been commendable for the last three years, but there has been a decline this year despite several visits by the Hon'ble Prime Minister and multiple meetings with bankers, which is a matter of serious concern.

6. Minister of Industry and Road Construction Department, Shri Dilip Kumar Jaiswal welcomed the Hon'ble Ministers, dignitaries present on the dais and all the participants. He started his speech with the view that the Industries Department currently plays a very important role for Bihar. We want more investment to come to Bihar. When investors come, their money will be routed through the banks. The opening of industries will also boost the banking business. To attract investors, we have introduced the best industrial policy in the entire country for Bihar, and we have certain expectations from the banks. The points discussed by him are as under:

- **PMFME:** The implementation of the PMFME scheme in Bihar is extremely beneficial. Effective implementation leads to economic growth and creates both direct and indirect employment opportunities. While we have performed well compared to other states in terms of loan application sanction under this scheme, but the Government of Bihar (GOB) has not been able to achieve the desired results due to a lack of expected cooperation from banks in loan disbursement. Since 2020-21, loans for 29,086 beneficiaries have been sanctioned under PMFME. Against a target of 35,000 loan disbursements, 83%, or 29,000 applications, have been sanctioned. However, only 57% of the sanctioned amount has been disbursed so far, benefiting only 19,885 beneficiaries. This is very concerning, and Banks need to address this issue. Analysis of the data reveals that private banks show very little interest in this sector, and they should come forward in this sector for more financing. Both private and public sector banks need to improve their approach. He requested the Banks that necessary improvements be made in the working methodology to contribute to the economic development of the state. Regarding the progress in the current financial year, against the state's annual target of 11,000, only 5,526 loan applications have been sanctioned so far. Furthermore, the percentage of loan disbursement against sanctioned applications is only 31%, which is extremely worrying, as 10 months have already passed. These two months will be challenging to achieve the target. Due to the year-end, it is crucial for banks to disburse the sanctioned loans.

At the government level, counselling of beneficiaries, documentation, and coordination with banks are being strengthened through DIC and DRP. All banks need to prioritize loan disbursement under the PMFME scheme and conduct regular reviews at the branch level.

- **PMEGP:** This is an effective scheme to attract the state's youth towards employment. It is a significant means of generating direct and indirect employment through the creation of micro and small industries in the manufacturing and service sectors with an estimated cost of ₹50 lakhs. Through this scheme, MSMEs play a crucial role in strengthening the state's economic activities. Although the number of applications in 2023-24 and 2024-25 exceeded the target, and loan disbursement was also in line with expectations of the state government. The performance in 2025-26 in disbursement is very discouraging. The state received a low target of 2758, against which the approval percentage was 93%. However, only 28% of the sanctioned loans have been disbursed. This is a disappointing sign. Loans have been to be sanctioned for remaining 200 applicants to achieve the target. But only two months have remained for the disbursement of loans sanctioned in more than 70% cases. It is essential to ensure timely approval and disbursement of loans so that more beneficiaries can avail the benefits of the scheme.

It has also been observed that due to the inadequate participation and limited interest of private banks, the expected achievements under PMEGP are not being realized. Furthermore, if any errors are found in the applications of SC/ST candidates, they should be rectified promptly to ensure the timely payment of subsidy. He requested Banks to accord the sanction of PMEGP Loan proposals in accordance with the target allotted by the KVIC and ensure disbursement of all sanctioned loans at the earliest to enable timely establishment of the units.

- **PM Vishwakarma Yojana:** This is a dream project of the Hon'ble Prime Minister. It is observed that, if an applicant does not answer a call even once, the loan application is rejected without proper follow-up. The applicants need coaching, coordination, and support. If an educated poor person from a village wants to join the mainstream, banks should respond properly. This is causing eligible beneficiaries to be deprived of the scheme's benefits, which is extremely worrying. According to information received from the centralized customer care, emphasis is placed on submitting quotations for machinery/tools before loan approval. However, according to the guidelines, a quotation is generally not required in the initial stages of the loan process. Thus, such demands are creating unnecessary procedural hurdles for the beneficiaries.

For this, it is essential to sensitize branch officials so that the PMVY guidelines are strictly followed. The sanction and disbursement process should be made simple, transparent, and time bound.

Lastly, he urged the SLBC member banks to cooperate so that the achievement of the targets for 2025-26 can be ensured. Making Bihar a model state at the national level is the dream of the hon'ble Chief minister. He requested the banking system to contribute

to this dream of a developed Bihar Together. He advised to make comparative study about status of Bihar in terms of Banking parameters against other states also and should be discussed in next meetings.

AGM SLBC mentioned that SIPB meeting is being held every Thursday and as proposed by Development Commissioner sir, Banks are also participating in this meeting. It is benefiting both industries as well as banks. The government has launched some schemes like the 7 Nischay and discussions are also underway to revive 38 closed sugar mills, which will increase the credit absorption capacity in Bihar, giving banks more opportunities to provide financing.

On this issue, the Hon'ble Minister of Industries, Bihar said that banks will also be benefitted from the arrival of investors in Bihar, as transactions will be routed through the banks. This will lead to the establishment of industries in Bihar and make Bihar prosperous, so bankers should also pay attention to this.

The AGM SLBC further said that PMSGMBY is a joint program of the Bihar government and the Government of India. It provides a subsidy of up to 3 KV for rural households. PM Kusum is also a similar scheme. After a meeting between DFS and vendors a month ago, a suggestion came from the vendors that if any individual household or farmer is generating excess electricity, the electricity company should purchase it and reimburse the individuals on a monthly/yearly basis, which might help the scheme gain momentum. In response, the Development Commissioner, Shri Mihir Kumar Singh said that there are intricacies of power distribution, and this is a world-level problem with solar lights. It will be taken care separately.

7. Hon'ble Agriculture Minister, Shri Ram Kripal Yadav, welcomed all the dignitaries sitting on dais along with all the participants.

- He started his speech by mentioning that Agriculture and farmers are the backbone of Bihar's economy. 76% of the state's population depends on farming for their livelihood, and agriculture contributes approximately 20% to Bihar's GDP. In this context, the smooth flow of agricultural credit is not just a banking responsibility but an essential condition for state development.
- He stated that state government is providing loans to farmers at a mere 3% interest rate on KCC (Kisan Credit Card) crop loans. An MOU has been signed between NABARD and the Agriculture Department, Bihar for an additional 1% interest subsidy for FY 2025-26. Now, it must be ensured that the full benefit reaches to the farmers.
- Under the Kisan Samridhhi Package, our goal is to double the number of KCC beneficiaries in just 5 years. As of September 30, 2025, only 7.47% of the ₹10,400 crore target for KCC distribution has been achieved, which is not a satisfactory situation.
- Further, he added that the fact that 34% of bank branches have not issued a single KCC is a matter of concern, and these zero-performance branches must be held accountable.

The state government has completed the farmers' registry for 27.18 lakh farmers, so loans can now be provided to them easily.

Under the ACP (Annual Credit Plan), against a target of ₹1.12 lakh crore in agriculture, only 27.79% has been achieved. There is also scope for improvement in AIF (Agriculture Infrastructure Fund). 2127 projects have been sanctioned under it, but loan disbursement is pending for wq projects. He urged the banks to resolve this immediately. Food chain, warehousing, logistics, and Agri start-ups should also be encouraged.

Finally, he mentioned that the state government expects full cooperation from banks in KCC distribution, and the top management of the banks must review every branch to eliminate the situation of zero KCC distribution. He showed his confidence that the banks will take this partnership with the state government seriously.

8. Hon'ble Minister of Dairy, Fisheries and Animal Resources Department, Shri Surendra Mehta, welcomed all the dignitaries sitting on the dais along with all the participants.

- He said that the complexity in sanction and disbursement process is causing dissatisfaction among farmers in the villages. Currently, the number of applications received by banks in the KCC camp is 2,32,092, out of which only 7,177 applications have been approved. Due to the slow approval process, livestock farmers and fishermen are facing difficulties in availing loans under the scheme. Similarly, in the weekly district-level KCC camps organized for farmers engaged in animal husbandry, fisheries, and dairy farming, LPC & land revenue receipts are being demanded, and applications are being returned on that ground. However, the SOP of DFS does not emphasize the provision of LPC and land revenue receipts. The applications sent to the banks from the district level should have a fixed timeframe for approval so that the targets set for future schemes can be achieved on time.
- Positive cooperation from banks is needed so that beneficiaries can establish their firms. Banks also need to inform the applicant in a timely manner about the receipt/approval/rejection of the loan application. Instructions should be given to the LDM to receive the KCC applications and documents according to the approved checklist of DFS, and livestock farmers are required to provide an undertaking regarding the number of animals. Besides this, banks are demanding documents which are not mentioned in the instructions received from the Government of India.
- He further mentioned that Banks are not accepting KCC applications from members of Fishermen Cooperative Societies whose lease period for the allotted water bodies is less than 1 year. However, the lease of government water bodies is done only with the members of the Fishermen Cooperative Society.
- Similarly, after the loan approval under various departmental schemes, banks are carrying out the purchase without informing the purchase committee. As per the rules of the scheme, the purchase of livestock should be done in the presence of the

purchase committee. Consequently, it is not possible to obtain animal insurance and health certificates on time. Without the purchase committee's report, the subsidy could also not be released.

He concluded his speech by urging all Bankers to resolve this complexity and ensure that farmers receive loans in a timely manner and requested that the existing shortcomings be addressed so that we can look forward to a developed Bihar in the coming days.

9. Additional Chief Secretary, Finance Department, Shri Anand Kishore welcomed the Hon'ble Ministers, dignitaries present on the dais and all the participants. The highlights of his speech are as follows:

- Various points have been reviewed in detail and one by one. The state government has priorities in certain defined areas, and the progress shown in those areas is certainly a cause for concern. As the Hon'ble Agriculture minister, Bihar was mentioning about his observations before start of the meeting, that discussions take place in meetings, but tangible outcomes do not visible on ground. The result is that the major concerns are reiterated in the next meeting. This situation is undesirable. Hon'ble finance minister, Bihar has given clear instructions that we should now focus entirely on achieving the government's targets by working collaboratively with all banks and providing them with necessary support.
- In this regard, we decided in the last meeting that all banks would now be rated on a 100-point scale. A 100-point standard was prepared and provided to the banks in 2025. The review will begin from 1st April 2026, and we will need your cooperation to move forward. Under 100 points, 25 points have been allocated for the CD ratio, 20 marks for the achievement of ACP, 10 marks for KCC including AH & Fishery, 5 marks for dairy, and similarly marks have been allocated for SHG, PMEGP, PMFME, PM SVANidhi, etc. It is mandatory to score above 40 marks, which is the minimum benchmark.

Based on these parameters, when the Finance Department, Bihar assessed the banks on January 22, 2026, only 11 banks scored above 40 marks, which are AXIS, HDFC, BOB, RBL, UBI, Federal Bank, ICICI, YES, SBI, BOI & CBI. 23 banks scored less than 40 marks. This is a matter of serious concern. The target is to reach as close to 100 marks as possible. It is very difficult to see Banks like PNB, Canara, BGB, etc., have scored below 40. Now we are approaching at the end of FY2025-26, the heads of the banks are expected to review this on a weekly basis to achieve the allotted targets, and if any cooperation is required from the state government in any area, please inform us.

In this regard, the Hon'ble Finance Minister has directed to form a committee to review the progress. During the review, if a bank's performance does not remain up to mark, there will be subsequent action, and it is also possible that those banks will not have any banking transactions with the state government.

Regarding Agri-allied sectors, especially Animal Husbandry and Fisheries, he suggested that Banks may conduct camps which will not only result in achievement of their targets but also improvement in ranking.

- While talking about the CD ratio, he said that now only one district, Munger, remains with CD ratio below 40%, which is 32.29%. on the other hand, Purnea has a CD ratio of 96%. Since the disparity is so high in the same state, LDMs and Lead Banks need to pay attention to this.
- He requested all DMs and bank nodal officers to conduct DCC and BLBC meetings regularly at their level, and since time is short now, he directed to hold two meetings each in the remaining months of February & March. Unless meetings are held regularly, the targets cannot be monitored properly. Banks that have achieved less than their targets need to pay attention. In Muzaffarpur and Nalanda, the DCC meeting for September 2025 quarter could not be held due to some reasons. They are instructed to hold the meetings regularly now and accordingly monitor performance of Banks to achieve the targets.
- He further stated that Banks are requested to pay attention to both the sanction and disbursement in the priority areas of the state government. It is often observed that the sanction target is almost achieved, but disbursement takes time. During this period, several issues and complaints arise, which should not happen. There is a separate mechanism for this, which will be activated soon.

Finally, he thanked the Hon'ble Finance Minister, Bihar for his continuous reviews. Many actions have been taken as per his directions and improvements have been made. He expected to continue to strive towards achieving the goals.

12. Development Commissioner, Shri Mihir Kumar Singh, drew attention towards the opportunities in this state. The Finance Department and the Government of Bihar are concerned about accelerating the pace of development.

- He mentioned that Bihar's pace of progress is faster than other states and we should aim to achieve CD ratio of 77% at par with the national average. The country's agricultural growth has been 2-3% for the last 10 years, while that of Bihar is 7-8%. The Animal Husbandry sector is growing rapidly. We are beating every region of the country in all sectors. We are growing at a rate 1.5-2% faster than the country's overall growth.
- Speaking about Bihar's achievements, he said that our growth rate last year was 8.64%. Law and order situation in Bihar is absolutely under control. There has been a drastic reduction in the crime graph. The condition of roads is at the national level. The Hon'ble Minister for Industry and Road Construction has launched a scheme where the complainant will get ₹5,000/- if he find & report any pothole on the roads. Basically, it is a statement of confidence. This is what, needed for industry.

There is talk going on of upgrading rural roads from single to double lanes, which will be completed in 5 years. 4 expressways have been announced and discussions are underway for the 5th expressway. 1500 kms of expressways and roads with a speed limit of 120 mph will be built in the next 3-4 years. High-speed criss-cross corridors are being built. A target is set by Bihar Government to reach Patna in 4 hours from any corner in Bihar by 2028.

4 airports are operational, construction of the 5th is underway in Raxaul, and there is talk of building 9 new airports in the state. A team from the Government of India is coming to explore the feasibility of extension of Patna airport.

- In waterways, work is underway to increase number of waterways in Bihar to reduce transaction and transportation costs. We are number 1 in the country in water resources, that's why agricultural productivity is very high. Setting up industries is also viable here, for example, Coca-Cola is setting up its plant, for which water is the most important factor. There has been tremendous growth in MSMEs because of this, and more big industries are coming. Banks are part of SIPB and are looking at companies according to the new industrial policy. Big industries get loans easily, but it is the MSMEs that are very important whose requirements are also to be taken care.
- Furthermore, he added that as per the Government of India scheme, the salary package accounts of central government employees will be with PSBs (Public Sector Banks) and the state government will implement a similar scheme in Bihar. He mentioned state government will work together through SIPB, the Agriculture Department, and AH (Animal Husbandry) to help and cooperate the banks in whatever way possible. However, there are certain red lines that must be respected.

Finally, he thanked the ministers for their time and guidance and thanked everyone present in the meeting.

13. Hon'ble Minister of Energy, Finance, Planning and Development, Prohibition, Excise and Registration Departments, Govt. of Bihar, Shri Bijendra Prasad Yadav

in his address welcomed all the dignitaries and participants.

- He quoted that everyone has already covered all the points. There is no need to say much more. It is necessary to keep in mind that Principles are formed but if the intention is not pure, then the principles do not materialize on the ground. And to maintain pure intentions, it is essential that a person has integrity.
- He provided detailed information about the geography of Bihar. When civilization began, India was called the Ganga-Yamuna civilization due to the easy availability of water, clean air, and flat land. The population density in South India remained low because there was a shortage of water, and the land was also not suitable. But in the Ganga-Yamuna plains, due to the availability of water, good air, and ease of movement, the density was higher.

Rivers are of two types: perennial and seasonal rivers. Seasonal rivers are those that do not flow throughout the year. They primarily flow during the rainy season or monsoon and dry up during the dry season. Whereas perennial rivers are watercourses that flow continuously throughout the year, with water available even during the dry season. These rivers are primarily fed by the melting of Himalayan glaciers, springs, and rainwater.

Another unique feature of Bihar's geography is that while other states face a severe water shortage, Bihar does not experience any water scarcity due to these factors.

He continued his statement by saying that when the Central Government decided to implement the Food Security Act, a committee was formed under the chairmanship of Professor Swaminathan. He wrote that the first Green Revolution was declared in Punjab, Haryana, and Western UP, while Eastern India was left out. Bihar should have been considered the centre of the second Green Revolution because the land of three crops is not found anywhere else in the world except in Bihar due to availability of abundant water.

- Expressing his dissatisfaction, he said that today we see that Banks have provided the least support to agriculture, only 27%. Water scarcity is now also being experienced in South India for industrial purposes. There is great potential for industry in Bihar because manpower is available, the power supply has improved, road transport has become excellent, and the law-and-order situation has improved. On January 21, 2026, the General Administration Department of the Government of Bihar achieved a significant milestone in efficiency and transparency. The department was awarded the international quality standard ISO 9001:2015, and the certificate was handed over to the Hon'ble Chief Minister, Shri Nitish Kumar.

Now, there are no law-and-order problems in Bihar, and there is no lack of administrative efficiency; therefore, only the honest cooperation of the banks is needed.

He ended his deliberation by thanking everyone and saying that I want to announce to you all that I have decided to form a committee chaired by the Development Commissioner to monitor progress. Other members of the committee will be the Additional Chief Secretary (Finance), the Regional Director of the RBI, the Chief General Manager of NABARD, and the Chief General Manager of SBI. They will hold monthly meetings, and we expect your cooperation through the formation of this committee to accelerate the development of Bihar.

At the end of the meeting, **The General Manager & Convenor of SLBC Shri Ravindra Kumar Shrivastava**, thanked Hon'ble Minister of Energy, Finance, Planning and Development, Prohibition, Excise and Registration Departments, Govt. of Bihar, Shri Bijendra Prasad Yadav and all the dignitaries for their participation & valuable guidance. He also thanked all the State Heads of Banks, representatives of Industry Association, District authorities, Central & State Government officials and all other participants who

attended online. On behalf of all the member Banks he assured that Banks will ensure to perform with great zeal to show good performance under Agriculture specially KCC, PMEGP, PMFME, CD ratio & ACP achievement. He asserted with confidence that with the active participation of all the esteemed members and invited guests, this committee will be able to achieve its stated objectives of addressing banking-related policy issues, implementing various schemes, and improving the banking sector in the state, thereby making our state of Bihar economically prosperous and self-reliant. With vote of thanks the meeting ended with assurance on behalf of Banks to perform with full potential and contribute to development of Bihar.

ACTION POINTS

1. Efforts for doing Re-KYC in all eligible accounts to be continued so that all accounts due for Re-KYC upto June 2026 could be made KYC compliant.

(Action: All Banks)

2. Settlement of Unclaimed deposits to be continued with special focus on Government accounts, in co-ordination with District authority & LDMs.

(Action: All DMs, All Banks, All LDMs)

3. Financial literacy camps to be organized in all districts with focus on Re-KYC of accounts & awareness on prevention of cyber frauds.

(Action: All Banks/ All LDMs)

4. Banks to claim an additional 1% interest subvention on the prompt repayment of KCC loans from the state government through NABARD as per extent guidelines.

(Action: All Banks)

5. Loan sanction and disbursement under the Government sponsored schemes (PMEGP, PMFME, PM Vishwakarma Yojna etc.) to be expedited and Private Banks must achieve their targets.

(Action: All Banks)

6. Under PMEGP, pending Margin Money disbursement in case of loans disbursed in previous years to be released at the earliest and Margin Money disbursement in case of loans disbursed in current year, in all eligible cases, to be released on regular basis.

(Action: KVIC)

7. At least one special DCC & BLBC meeting should be conducted in each month of February & March in the current FY 2025-26 by all the districts.

(Action: All DMs/All LDMs/ Lead Banks)

8. Review of Branches having Agriculture Base but have not done a single KCC during FY 2025-26.

(Action: All Banks)

9. Under Agriculture Infrastructure Fund, pending loan disbursement to be expedited.

(Action: All Banks)

10. List of PM Kisan beneficiaries, onboarded on Agri stack, having no KCC with any bank, to be shared directly with the concerned Banks for saturation under KCC to willing farmers. Banks' summary report to be provided to SLBC.

(Action: Agriculture Department)

11. List of applications generated under Animal Husbandry and Fisheries scheme to be shared with State Head office of the Banks by Dairy, Fisheries & Animal Resources department, Bihar for effective monitoring by respective banks on regular basis.

(Action: Dairy, Fisheries & Animal Resources Department)

12. Format of self-declaration to be put through gazette notification to increase advances towards KCC (Animal Husbandry) and KCC (Fisheries).

(Action: Dairy, Fisheries & Animal Resources Department)

13. A committee to be constituted under the chairmanship of Development Commissioner with Additional Chief Secretary - Finance, CGM SBI, RD RBI, CGM NABARD as members to monitor the progress of banks.

(Action: Finance Dept)

95th SLBC BIHAR MEETING DATED 22.01.2026**HELD AT ADHIVESHAN BHAWAN, PATNA****LIST OF PARTICIPANTS**

S.N.	Name of the Participants	Designation/Office
Hon'ble Ministers		
1	Shri Bijendra Prasad Yadav	Hon'ble Finance Minister, Govt. of Bihar
2	Shri Dilip Kumar Jaiswal	Hon'ble Industry Minister, Govt. of Bihar
3	Shri Ram Kripal Yadav	Hon'ble Agriculture Minister, Govt. of Bihar
4	Shri Surendra Mehta	Hon'ble Dairy, Fisheries & Animal Resources. Minister, Govt. of Bihar
DFS, GoI		
1	Shri Sudhir Shyam	Economic Adviser, DFS, Government of India
State Govt. Officials		
1	Shri Mihir Kumar Singh	Development Commissioner, Govt. of Bihar
2	Shri Anand Kishore	Additional Chief Secretary, Finance Deptt., Govt. of Bihar
3	Shri Kundan Kumar	Secretary, Industry, Govt. of Bihar
4	Shri Rajnish Singh	Registrar Co-op Soc, Co-op Deptt., Govt. of Bihar
5	Shri Saurabh Suman Yadav	Director, Agriculture, Govt. of Bihar
6	Shri Mukesh Kumar Lal	Special Secretary, Finance Dept, Govt. of Bihar
7	Shri Sushil Kumar Suman	DIG, Registration, Govt. of Bihar
8	Md. Ejtaba Hussain	Director-cum-Additional Secretary, Finance Dept, Govt. of Bihar
9	Shri Amrendra Kumar Singh	Joint Secretary, Home Deptt, Govt. of Bihar
10	Shri Sushil Kumar	Joint Director, Agriculture Deptt. , Govt. of Bihar
11	Shri Kumar Anil Sinha	Joint Secretary, RWD
12	Shri Ravi Kumar	Joint Secretary, Rural Development Department
13	Shri Mukesh Kumar Mukul	Deputy Director, Dairy, Fisheries & Animal Resources., Dept, GoB
14	Shri R K Dass	Banking Experts, Finance Department, GoB
15	Shri Arun Kumar Singh	Banking Experts, Finance Department, GoB
16	Shri Birendra Kumar	PS, Finance
17	Shri Virendra Kumar	Steno, Finance Deptt., GoB
18	Shri Manish Kumar	FEO, Directorate Fisheries
19	Dr. Santosh Kumar	LRO, Dairy, Fisheries & Animal Resources., Deptt, GoB
20	Shri Chandan Bageli	BAO, Agri Deptt., GoB

21	Shri M C Sharan	PC-FI, Jeevika
22	Shri Sanjay Kumar	SPMUIL, AIF, Agri Deptt.
23	Shri Ashish Bhaskar	State Mission Manager, NULM
24	Shri Aditya Sao	Fisher Entry Officer

RBI & NABARD

1	Shri Sujit Kumar Arvind	Regional Director, Reserve Bank of India
2	Shri Gautam Kumar Singh	Chief General Manager, NABARD
3	Shri Sarda Nath	DGM, NABARD
4	Shri Prasoon Kumar Sharma	AGM, Reserve Bank of India
5	Shri Nilesh Kumar	AGM, NABARD
6	Shri Rahul Kumar	Manager, Reserve Bank of India
7	Miss Kanu Priya	Asst. Manager, NABARD

Banks

1	Shri Anurag Joshi	Chief General Manager, State Bank of India
2	Shri Ravindra Kumar Srivastava	General Manager, State Bank of India & Convenor SLBC
3	Shri S. B. Sahani	General Manager, Bank of India
4	Shri Vivek	General Manager, Indian Bank
5	Shri R R Sinha	General Manager, Central Bank of India
6	Shri Guna Nand Gami	Zonal Head, Union Bank of India
7	Shri Ankur Dubey	Chief General Manager, IDBI Bank
8	Shri Mukul Sahai	Chairman, Bihar Gramin Bank
9	Shri Satya Prakash	DGM SME, State Bank of India
10	Shri Sidhhnath Thakur	DGM, ABU, State Bank of India
11	Shri Suvendu Narayan Das	DGM, Channel Management State Bank of India
12	Shri Alok Kumar	DGM, RCWM, State Bank of India
13	Shri Kumar Ranjeet	AGM, SLBC
14	Shri Rakesh Ranjan Singh	DGM, Bank of Baroda
15	Shri Pramod Kumar	DGM, Canara Bank
16	Shri S. Narayan	DGM, Bihar State Co Operative Bank Ltd.
17	Shri Deepak Kumar	GM, Bihar Gramin Bank
18	Shri Balikaran Yadav	DZM, Punjab national Bank
19	Shri Binod Kumar Rajak	Chief Regional Manager, Indian Overseas Bank
20	Shri Kanishka Kumar Dhibar	DGM, India Post Payment Bank
21	Shri Purendra Kumar	AGM, GSS, State Bank of India

22	Shri Naveen Prakash	AGM, SMEBU, State Bank of India
23	Shri A. Thakur	AGM, Lead Bank & RSETI, State Bank of India
24	Shri Sanjay Kumar	AGM, ABU, State Bank of India
25	Shri S. Balaji	AGM, Canara Bank
26	Shri Ranjeet Kumar	AGM, Bank of Maharashtra
27	Shri Narendra Singh	Zonal head, HDFC Bank
28	Shri Dheeraj Kumar Rai	Circle Head, Axis Bank
29	Shri Vikas Kumar	AGM, Central Bank of India
30	Shri Srikant Singh	AGM, UCO Bank
31	Shri Madhav Kumar Jha	Chief Manager, Bihar Gramin Bank
32	Shri Ramesh Kumar	Chief Manager, Bihar Gramin Bank
33	Shri Rohan Kumar	Chief Manager, UCO Bank
34	Shri Rajesh Raushan	Sr. Manager, Bank of Baroda
35	Shri Amit Kumar Singh	Regional Head, Bandhan Bank
36	Shri Ratnesh Pandey	Cluster Head, Yes Bank
37	Shri Manish Kumar	Chief Manager, P & S Bank
38	Shri Vinay Kumar	Chief Manager, Punjab National Bank
39	Shri Dipendra Ghosh	AVP, Utkarsh Small Finance Bank
40	Shri Shashi Choubey	VP, Ujjivan Small Finance Bank
41	Shri Kumar Satyam	Zonal Head, Fino Payment bank
42	Shri Satish Kumar	Zonal Head, ICICI Bank
43	Shri Samir Sinha	Co-Ordinator, RBL Bank
44	Shri Brij Kishore Singh	DGM, IDBI Bank
45	Shri Rafiq	Branch Manager, J & K Bank
46	Shri Abhishek Kumar	DVP, Federal Bank
47	Shri Uma Prasad	Regional Head, ICICI Bank
48	Shri Barun Kumar Tiwary	Branch head, Karur Vysya Bank
49	Shri Sumit Kumar	Branch Head, Karnataka Bank
50	Shri Subhash Chandra	AVP, Axis bank
51	Shri Anup Kumar	Cluster Head, IDFC Bank
52	Shri Rony P Joy	Branch Head, South Indian bank
53	Shri Mithlesh Kumar	Regional Manager, Unity Small Finance Bank
54	Shri Rahul Singh	Branch Manager, Jana Small Finance Bank
55	Shri Vivekanand Singh	Chief Manager, Bank of Baroda

Other Participants

1	Dr. M. Hanif Mevati	Director, KVIC
2	Shri G. V. Singh	KVIC
3	Shri Ajay Kumar	AGM, NHB
4	Shri Nayan Kumar	AH, NHB
5	Shri Manish Kumar	SSPOs, Dept. of Post
6	Shri Kumar Ravi Shankar	PA, O/o the CPMG Bihar
7	Shri Sanjay Kumar	State Director, RSETI Building, NACER
8	CA - Arvind Kumar	Treasurer, BIA
9	Shri S K Patwari	President, Bihar Chamber of commerce
10	Shri Ashok Kumar Verma	State President, CAIT
11	Miss Preeti Kumari	BFM, DIA

Through VC

1	District Magistrate All District, Bihar
2	Lead District Managers All Districts, Bihar
3	National Commission for Scheduled Tribes (NCST) - New Delhi
4	Pension Fund Regulatory and Development Authority (PFRDA)
5	Project Manager, PMFME, MoFPI, GOI
6	Director, AIF, New Delhi
7	CEO, CGTMSE, Mumbai
8	Warehousing Development and Regulatory Authority (WDRA)

DATA SHEETS

INDEX OF DATA SHEET

ITEM	SUBJECT	PAGE NO.
1	Branch Network	101-102
2	Banking Outlet (BCs/CSPs)	103-104
3	ATM Network	105-106
4	Point of Sale	107-108
5	Digital Transaction	109-110
6	Aadhar Authentication	111-112
7	Pradhan Mantri Jan Dhan Yojna (PMJDY)	113-114
8	Suraksha Bima Yojna	115-118
9	Annual Credit Plan (ACP) Disbursement & Achievement	119-120
10	Outstanding Advances	121-122
11	Annual Credit Plan (Priority Sector)	123-124
12	Annual Credit Plan (Non-Priority Sector)	125-126
13	Micro, Small & Medium Enterprises Disbursement	127-134
14	MSME Disbursement, Outstanding & NPA Outstanding	135-140
15	Annual Credit Plan (Agriculture Disbursement)	141-142
16	Agriculture Outstanding & NPA Outstanding	143-146
17	Kisan Credit Card (KCC)	147-150
18	Kisan Credit Card (Animal Husbandry)	151-154
19	Kisan Credit Card (Fisheries)	155-158
20	Dairy	159-160
21	Poultry	161-162
22	Fisheries	163-164
23	Agri Term Loan	165-166
24	Crop Loan	167-168

25	Agriculture Infrastructure	169-170
26	Agriculture Ancillary Activities	171-172
27	Joint Liability Group	173-174
28	Other Priority Sector (OPS) Disbursement, Outstanding & NPA	175-180
29	Non-Priority Sector (NPS) Disbursement, Outstanding & NPA	181-186
30	Education Loan (Priority Sector)	187-188
31	Housing Loan (Priority Sector)	189-190
32	ACP Disbursement & Outstanding Weaker Section, Small and Marginal Farmer	191-194
33	Loan Disbursement & Outstanding to SCs / STs	195-196
34	Loan Disbursement & Outstanding to Minority Communities	197-200
35	Loan Disbursement & Outstanding to Women	201-202
36	Self Help Group (SHG) NRLM	203-205
37	Pradhan Mantri Mudra Yojna (PMMY)	206-209
38	Pradhan Mantri Employment Guarantee Scheme (PMEGP)	210-213
39	Pradhan Mantri Formalization of Micro food Processing Ent. (PMFME)	214-215
40	Agriculture Infrastructure Fund (AIF)	216
41	PM Vishwakarma	217-218
42	PM Surya Ghar Muft Bijli Yojna (PMSGMBY)	219-222
43	PM SAVnidhi	223-226
44	Credit & Deposit (CD) Ratio	227-230
45	Non-Performing Asset (NPA)	231-235
46	Securitisation and Reconstruction of Financial Assets and Enforcement of Security Interest Act (SARFAESI)	236-237
47	Certificate Cases	238-239
48	Lead bank Scheme (LBS) Reports	240-245

49	Rural Self Employment Training Institute (RSETIs)	246
50	District Consultative Committee (DCC) Meeting	247
51	Block Level Bankers' Committee (BLBC) Meeting	248
52	KCC Animal Husbandry & Fisheries Saturation Camp Data	249-252
53	Settlement of Unclaimed Asset (DEAF)	253
54	re-KYC PROGRESS FOR RURAL BRANCHES	254
55	Financial Literacy Initiatives	255-288

STATE LEVEL BANKERS' COMMITTEE, BIHAR					
CONVENOR : STATE BANK OF INDIA					
BANK WISE BRANCH NETWORK FY 2025-26 AS ON 31.03.2026					
Sr. No.	Name of Bank	Rural	Semi-Urban	Urban	Total
LEAD BANKS					
1	STATE BANK OF INDIA	397	400	269	1066
2	BANK OF BARODA	111	123	116	350
3	CANARA BANK	126	110	111	347
4	CENTRAL BANK OF INDIA	198	142	95	435
5	PUNJAB NATIONAL BANK	380	194	133	707
6	UNION BANK OF INDIA	63	72	99	234
7	UCO BANK	113	82	52	247
OTHER BANKS					
8	BANK OF INDIA	139	138	86	363
9	BANK OF MAHARASHTRA	3	26	39	68
10	INDIAN BANK	120	92	92	304
11	INDIAN OVERSEAS BANK	13	26	37	76
12	PUNJAB AND SIND BANK	2	4	17	23
Total Public Sector Bank		1665	1409	1146	4220
PRIVATE BANKS					
13	AXIS BANK	22	65	76	163
14	BANDHAN BANK	299	284	100	683
15	FEDERAL BANK	0	3	8	11
16	HDFC BANK	14	96	94	204
17	ICICI BANK	25	68	83	176
18	IDBI BANK	22	21	36	79
19	INDUSIND BANK	6	8	44	58
20	J & K BANK	0	0	1	1
21	KARNATAKA BANK	0	0	1	1
22	KOTAK MAHINDRA BANK	9	8	15	32
23	SOUTH INDIAN BANK	0	0	1	1
24	YES BANK	0	0	9	9
25	KARUR VYSYA BANK	0	0	1	1
26	IDFC FIRST BANK	0	3	11	14
27	RBL BANK	4	0	2	6
Total Private Sector Bank		401	556	482	1439
Total COMM. BANKS		2066	1965	1628	5659
CO-OPERATIVE BANKS					
28	STATE CO-OP. BANK	111	135	57	303
Total Cooperative Bank		111	135	57	303
REGIONAL RURAL BANKS					
29	BIHAR GRAMIN BANK	1467	524	110	2101
Total Region Rural Bank		1467	524	110	2101
SMALL FINANCE BANK					
30	JANA SMALL FIN. BANK	5	1	19	25
31	UJJIVAN SMALL FIN. BANK	11	28	22	61
32	UTKARSH SMALL FIN. BANK	118	131	35	284
33	ESAF SMALL FIN. BANK	2	5	10	17
34	UNITY SMALL FINANCE BANK	25	0	1	26
Total Small Financial Bank		161	165	87	413
TOTAL FOR BIHAR		3805	2789	1882	8476

STATE LEVEL BANKERS' COMMITTEE, BIHAR

CONVENOR : STATE BANK OF INDIA

DISTRICT WISE BRANCH NETWORK FY 2025-26 AS ON 31.03.2026

Sr. No.	Name of District	Rural	Semi-Urban	Urban	Total
1	ARARIA	87	85	2	174
2	ARWAL	42	26	1	69
3	AURANGABAD	123	56	35	214
4	BANKA	86	53	1	140
5	BEGUSARAI	85	105	52	242
6	BHAGALPUR	103	102	98	303
7	BHOJPUR	125	68	60	253
8	BUXAR	86	42	32	160
9	DARBHANGA	118	70	76	264
10	GAYA	189	52	101	342
11	GOPALGANJ	129	73	0	202
12	JAMUI	76	58	1	135
13	JEHANABAD	59	11	30	100
14	KAIMUR (BHABUA)	90	44	0	134
15	KATIHAR	107	42	49	198
16	KHAGARIA	39	83	2	124
17	KISHANGANJ	65	21	30	116
18	LAKHISARAI	45	48	1	94
19	MADHEPURA	40	89	1	130
20	MADHUBANI	127	162	4	293
21	MUNGER	63	34	53	150
22	MUZAFFARPUR	206	79	137	422
23	NALANDA	145	71	52	268
24	NAWADA	76	89	0	165
25	PASHCHIM CHAMPARAN	108	80	53	241
26	PATNA	209	213	619	1041
27	PURBI CHAMPARAN	107	160	53	320
28	PURNIA	99	68	83	250
29	ROHTAS	134	62	59	255
30	SAHARSA	48	26	33	107
31	SAMASTIPUR	173	140	2	315
32	SARAN	169	67	51	287
33	SHEIKHPURA	31	36	1	68
34	SHEOHAR	20	26	0	46
35	SITAMARHI	57	119	4	180
36	SIWAN	147	68	57	272
37	SUPAUL	48	83	0	131
38	VAISHALI	144	78	49	271
Total		3805	2789	1882	8476

STATE LEVEL BANKERS' COMMITTEE, BIHAR				
CONVENOR : STATE BANK OF INDIA				
BANK WISE Banking Outlet (BC/CSP) FY 2025-26 AS ON 31.03.2026				
Sr.No.	Name of Bank	Fixed point BC Outlets	Other BC Outlets	Total Banking Outlets/BC Outlet.
	LEAD BANKS			
1	STATE BANK OF INDIA	4495	1721	6216
2	BANK OF BARODA	1815	0	1815
3	CANARA BANK	868	0	868
4	CENTRAL BANK OF INDIA	3222	0	3222
5	PUNJAB NATIONAL BANK	7563	4	7567
6	UNION BANK OF INDIA	1439	0	1439
7	UCO BANK	623	0	623
	OTHER BANKS			
8	BANK OF INDIA	2003	0	2003
9	BANK OF MAHARASHTRA	0	459	459
10	INDIAN BANK	1025	0	1025
11	INDIAN OVERSEAS BANK	0	614	614
12	PUNJAB AND SIND BANK	1	38	39
	Total Public Sector Bank	23054	2836	25890
	PRIVATE BANKS			
13	AXIS BANK	5	8149	8154
14	BANDHAN BANK	0	0	0
15	FEDERAL BANK	0	0	0
16	HDFC BANK	1322	30	1352
17	ICICI BANK	16	822	838
18	IDBI BANK	15	0	15
19	INDUSIND BANK	14305	4914	19219
20	J & K BANK	0	0	0
21	KARNATAKA BANK	0	0	0
22	KOTAK MAHINDRA BANK	0	18	18
23	SOUTH INDIAN BANK	0	0	0
24	YES BANK	0	151981	151981
25	KARUR VYSYA BANK	0	0	0
26	IDFC FIRST BANK	342	470	812
27	RBL BANK	2212	0	2212
	Total Private Sector Bank	18217	166384	184601
	Total COMM. BANKS	41271	169220	210491
	CO-OPERATIVE BANKS			
28	STATE CO-OP. BANK	286	2	288
	Total Cooperative Bank	286	2	288
	REGIONAL RURAL BANKS			
29	BIHAR GRAMIN BANK	7469	0	7469
	Total Region Rural Bank	7469	0	7469
	SMALL FINANCE BANK			
30	JANA SMALL FIN. BANK	4	0	4
31	UJJIVAN SMALL FIN. BANK	0	0	0
32	UTKARSH SMALL FIN. BANK	0	0	0
33	ESAF SMALL FIN. BANK	75	0	75
34	UNITY SMALL FINANCE BANK	0	0	0
	Total Small Financial Bank	79	0	79
35	INDIA POST PAYMENT BANK	6958	4159	11117
	TOTAL FOR BIHAR	56063	173381	229444

STATE LEVEL BANKERS' COMMITTEE, BIHAR				
CONVENOR : STATE BANK OF INDIA				
DISTRICT WISE Banking Outlet FY 2025-26 AS ON 31.03.2026				
Sr. No.	Name of District	Fixed Point BC Outlets	Other BC Outlets	Total BC Outlet
1	ARARIA	1432	604	2036
2	ARWAL	284	141	425
3	AURANGABAD	1315	239	1554
4	BANKA	887	287	1174
5	BEGUSARAI	2163	699	2862
6	BHAGALPUR	1085	563	1648
7	BHOJPUR	1495	360	1855
8	BUXAR	940	251	1191
9	DARBHANGA	2718	709	3427
10	GAYA	2162	6486	8648
11	GOPALGANJ	1427	551	1978
12	JAMUI	870	307	1177
13	JEHANABAD	424	196	620
14	KAIMUR (BHABUA)	763	216	979
15	KATIHAR	1206	416	1622
16	KHAGARIA	1084	280	1364
17	KISHANGANJ	705	328	1033
18	LAKHISARAI	447	89	536
19	MADHEPURA	940	346	1286
20	MADHUBANI	3291	726	4017
21	MUNGER	564	208	772
22	MUZAFFARPUR	2336	9132	11468
23	NALANDA	1507	322	1829
24	NAWADA	1257	356	1613
25	PASHCHIM CHAMPARAN	3223	637	3860
26	PATNA	2298	142534	144832
27	PURBI CHAMPARAN	3506	978	4484
28	PURNIA	1592	426	2018
29	ROHTAS	1205	394	1599
30	SAHARSA	1352	383	1735
31	SAMASTIPUR	2539	890	3429
32	SARAN	1774	695	2469
33	SHEIKHPURA	275	131	406
34	SHEOHAR	333	177	510
35	SITAMARHI	1500	589	2089
36	SIWAN	1331	614	1945
37	SUPAUL	1247	307	1554
38	VAISHALI	2586	814	3400
Total		56063	173381	229444

STATE LEVEL BANKERS' COMMITTEE, BIHAR					
CONVENOR : STATE BANK OF INDIA					
BANK WISE ATM NETWORK FY 2025-26 AS ON 31.03.2026					
Sr.No.	Name of Bank	Rural	Semi-Urban	Urban	Total
	LEAD BANKS				
1	STATE BANK OF INDIA	220	893	1838	2951
2	BANK OF BARODA	92	139	194	425
3	CANARA BANK	63	69	103	235
4	CENTRAL BANK OF INDIA	95	0	180	275
5	PUNJAB NATIONAL BANK	242	208	259	709
6	UNION BANK OF INDIA	38	59	87	184
7	UCO BANK	70	57	45	172
	OTHER BANKS				
8	BANK OF INDIA	2	44	143	189
9	BANK OF MAHARASHTRA	3	26	30	59
10	INDIAN BANK	39	57	70	166
11	INDIAN OVERSEAS BANK	5	16	27	48
12	PUNJAB AND SIND BANK	0	4	15	19
	Total Public Sector Bank	869	1572	2991	5432
	PRIVATE BANKS				
13	AXIS BANK	27	131	167	325
14	BANDHAN BANK	2	7	16	25
15	FEDERAL BANK	0	4	6	10
16	HDFC BANK	14	157	283	454
17	ICICI BANK	18	69	157	244
18	IDBI BANK	24	26	76	126
19	INDUSIND BANK	5	3	47	55
20	J & K BANK	0	0	0	0
21	KARNATAKA BANK	0	0	1	1
22	KOTAK MAHINDRA BANK	6	8	14	28
23	SOUTH INDIAN BANK	0	0	2	2
24	YES BANK	0	0	9	9
25	KARUR VYSYA BANK	0	0	1	1
26	IDFC FIRST BANK	0	3	8	11
27	RBL BANK	0	0	3	3
	Total Private Sector Bank	96	408	790	1294
	Total COMM. BANKS	965	1980	3781	6726
	CO-OPERATIVE BANKS				
28	STATE CO-OP. BANK	46	62	56	164
	Total Cooperative Bank	46	62	56	164
	REGIONAL RURAL BANKS				
29	BIHAR GRAMIN BANK	0	0	0	0
	Total Region Rural Bank	0	0	0	0
	SMALL FINANCE BANK				
30	JANA SMALL FIN. BANK	0	0	4	4
31	UJJIVAN SMALL FIN. BANK	6	17	20	43
32	UTKARSH SMALL FIN. BANK	4	10	19	33
33	ESAF SMALL FIN. BANK	2	5	8	15
34	UNITY SMALL FINANCE BANK	0	0	1	1
	Total Small Financial Bank	12	32	52	96
	TOTAL FOR BIHAR	1023	2074	3889	6986

STATE LEVEL BANKERS' COMMITTEE, BIHAR					
CONVENOR : STATE BANK OF INDIA					
DISTRICT WISE ATM NETWORK FY 2025-26 AS ON 31.03.2026					
SR.NO.	Name of District	Rural	Semi-Urban	Urban	Total
1	ARARIA	16	94	6	116
2	ARWAL	17	15	1	33
3	AURANGABAD	31	49	61	141
4	BANKA	37	60	1	98
5	BEGUSARAI	29	59	111	199
6	BHAGALPUR	36	73	187	296
7	BHOJPUR	24	43	126	193
8	BUXAR	17	22	61	100
9	DARBHANGA	26	30	171	227
10	GAYA	66	51	225	342
11	GOPALGANJ	49	104	3	156
12	JAMUI	16	44	3	63
13	JEHANABAD	12	6	64	82
14	KAIMUR (BHABUA)	19	53	0	72
15	KATI HAR	29	9	76	114
16	KHAGARIA	7	62	5	74
17	KISHANGANJ	10	11	55	76
18	LAKHISARAI	7	36	4	47
19	MADHEPURA	8	80	3	91
20	MADHUBANI	23	151	11	185
21	MUNGER	22	12	89	123
22	MUZAFFARPUR	60	42	309	411
23	NALANDA	40	44	108	192
24	NAWADA	6	71	2	79
25	PASHCHIM CHAMPARAN	28	62	119	209
26	PATNA	81	164	1174	1419
27	PURBI CHAMPARAN	32	66	147	245
28	PURNIA	23	26	129	178
29	ROHTAS	26	29	112	167
30	SAHARSA	9	7	84	100
31	SAMASTIPUR	44	162	14	220
32	SARAN	51	41	143	235
33	SHEIKHPURA	5	31	0	36
34	SHEOHAR	8	18	3	29
35	SITAMARHI	14	97	10	121
36	SIWAN	45	37	119	201
37	SUPAUL	11	74	4	89
38	VAISHALI	39	39	149	227
Total		1023	2074	3889	6986

STATE LEVEL BANKERS' COMMITTEE, BIHAR					
(CONVENOR- STATE BANK OF INDIA)					
BANK WISE POINT OF SALE (POS) AS ON 31.03.2026					
Sr. No.	Bank Name	POS Rural	POS Semi-Urban	POS Urban	Total
	LEAD BANKS				
1	STATE BANK OF INDIA	7785	12833	20021	40639
2	BANK OF BARODA	39	85	1996	2120
3	CANARA BANK	273	591	2076	2940
4	CENTRAL BANK OF INDIA	18	44	146	208
5	PUNJAB NATIONAL BANK	682	613	827	2122
6	UNION BANK OF INDIA	43	373	814	1230
7	UCO BANK	123	113	126	362
	OTHER BANKS				
8	BANK OF INDIA	242	394	754	1390
9	BANK OF MAHARASHTRA	0	3	23	26
10	INDIAN BANK	136	136	235	507
11	INDIAN OVERSEAS BANK	0	37	113	150
12	PUNJAB AND SIND BANK	0	2	12	14
	TOTAL PUBLIC SECTOR BANKS	9341	15224	27143	51708
	PRIVATE BANKS				
13	AXIS BANK	6281	41964	23119	71364
14	BANDHAN BANK	86	205	351	642
15	FEDERAL BANK	0	10	76	86
16	HDFC BANK	98	2871	7750	10719
17	ICICI BANK	164	1475	4688	6327
18	IDBI BANK	803	1151	1126	3080
19	INDUSIND BANK	0	0	0	0
20	J & K BANK	0	0	115	115
21	KARNATAKA BANK	0	0	0	0
22	KOTAK MAHINDRA BANK	395	490	950	1835
23	SOUTH INDIAN BANK	0	0	1	1
24	YES BANK	0	0	1345	1345
25	KARUR VYSYA BANK	0	0	0	0
26	IDFC FIRST BANK	0	0	0	0
27	RBL BANK	65195	15455	8708	89358
	TOTAL PRIVATE SECTOR BANKS	73022	63621	48229	184872
	Total COMM. BANKS	82363	78845	75372	236580
	CO-OPERATIVE BANKS				
28	STATE CO-OP. BANK	52	10	4	66
	TOTAL CO-OPERATIVE BANKS	52	10	4	66
	REGIONAL RURAL BANKS				
29	BIHAR GRAMIN BANK	0	0	0	0
	TOTAL REGIONAL RURAL BANKS	0	0	0	0
	SMALL FINANCE BANK				
30	JANA SMALL FIN. BANK	0	0	0	0
31	UJJIVAN SMALL FIN. BANK	0	0	0	0
32	UTKARSH SMALL FIN. BANK	0	0	0	0
33	ESAF SMALL FIN. BANK	6	15	18	39
34	UNITY SMALL FINANCE BANK	0	0	0	0
	TOTAL SMALL FINANCE BANK	6	15	18	39
	GRAND TOTAL	82421	78870	75394	236685

STATE LEVEL BANKERS' COMMITTEE, BIHAR					
(CONVENOR- STATE BANK OF INDIA)					
DISTRICT WISE POINT OF SALE (POS) AS ON 31.03.2026					
Sr. No.	District Name	POS Rural	POS Semi-Urban	POS Urban	Total
1	ARARIA	2213	1059	457	3729
2	ARWAL	312	178	69	559
3	AURANGABAD	2393	4945	2418	9756
4	BANKA	939	1070	245	2254
5	BEGUSARAI	2180	1922	1369	5471
6	BHAGALPUR	1808	2909	3193	7910
7	BHOJPUR	1374	1908	1580	4862
8	BUXAR	1240	682	920	2842
9	DARBHANGA	2729	3182	3162	9073
10	GAYA	3141	2353	4453	9947
11	GOPALGANJ	2460	1771	307	4538
12	JAMUI	1113	1026	64	2203
13	JEHANABAD	247	478	650	1375
14	KAIMUR (BHABUA)	1190	831	162	2183
15	KATIHAR	1734	1879	1364	4977
16	KHAGARIA	1097	917	108	2122
17	KISHANGANJ	595	1148	892	2635
18	LAKHISARAI	714	575	17	1306
19	MADHEPURA	1888	1696	28	3612
20	MADHUBANI	3872	3027	174	7073
21	MUNGER	711	796	762	2269
22	MUZAFFARPUR	7097	5816	6891	19804
23	NALANDA	1611	2047	1315	4973
24	NAWADA	1090	2534	231	3855
25	PASHCHIM CHAMPARAN	2714	802	803	4319
26	PATNA	7811	13821	31678	53310
27	PURBI CHAMPARAN	4739	834	1209	6782
28	PURNIA	2244	2212	2761	7217
29	ROHTAS	1527	1794	1236	4557
30	SAHARSA	1084	1481	726	3291
31	SAMASTIPUR	3973	2581	364	6918
32	SARAN	4012	1800	1929	7741
33	SHEIKHPURA	550	378	35	963
34	SHEOHAR	460	451	102	1013
35	SITAMARHI	2251	2116	332	4699
36	SIWAN	1901	2029	1633	5563
37	SUPAUL	1965	1108	53	3126
38	VAISHALI	3442	2714	1702	7858
GRAND TOTAL		82421	78870	75394	236685

STATE LEVEL BANKERS' COMMITTEE, BIHAR													
CONVENOR : STATE BANK OF INDIA													
BANK WISE DIGITAL TRANSACTION FY 2025-26 AS ON 31.03.2026													
SR.	NAME OF BANK	No. in Actual and Amount in Rs.Crore											
		BHIM/UPI		BHIM Aadhaar		Bharat QR Code		IMPS		Cards (Debit & Credit)		USSD	
		No.	Amt.	No.	Amt.	No.	Amt.	No.	Amt.	No.	Amt.	No.	Amt.
LEAD BANKS													
1	STATE BANK OF INDIA	3457149158	464776.69	1183	1.16	0	0.00	9508	2.57	51747	5.95	7825839	1752.14
2	BANK OF BARODA	802566258	95252.90	144045	60.13	0	0.00	2467186	6102.57	14246081	5674.84	9232	0.94
3	CANARA BANK	405301307	78858.83	0	0.00	0	0.00	12	0.05	7721692	4110.65	3198	0.38
4	CENTRAL BANK OF INDIA	3122282	37315.42	17574	8.63	0	0.00	930719	4021.69	345876	1192.24	0	0.00
5	PUNJAB NATIONAL BANK	599996837	81931.77	47979	18.63	0	0.00	7694971	8598.01	6529402	3448.45	0	0.00
6	UNION BANK OF INDIA	141468751	21177.39	194857	30.33	0	0.00	1794603	2694.19	151108	7.17	0	0.00
7	UCO BANK	0	0.00	0	0.00	57	0.04	7821311	6686.02	1489577	781.89	0	0.00
OTHER BANKS													
8	BANK OF INDIA	1287266	19277.70	83811	42.77	0	0.00	37903	924.02	1070460	249.49	0	0.00
9	BANK OF MAHARASHTRA	5796150	951.76	0	0.00	188378	102.22	422254	501.08	0	0.00	0	0.00
10	INDIAN BANK	265003698	30132.92	0	0.00	0	0.00	2951406	3118.05	5221347	2253.63	0	0.00
11	INDIAN OVERSEAS BANK	2379	2.03	16	0.03	0	0.00	9507	181.17	62758	130.31	0	0.00
12	PUNJAB AND SIND BANK	7408021	1013.82	0	0.00	112117	53.26	220906	352.00	124693	57.66	0	0.00
	Total Public Sector Bank	5689102107	830691.24	489465	161.69	300552	155.52	24360286	35181.41	37014741	17912.50	7838289	2753.47
PRIVATE BANKS													
13	AXIS BANK	776668	64464.33	3	0.00	325187	550.76	174432	1619892.04	193056	1865.25	0	0.00
14	BANDHAN BANK	221876239	54448.57	0	0.00	8268	366.27	1320425	4442.58	115498	94.58	0	0.00
15	FEDERAL BANK	485237	124.30	0	0.00	0	0.00	306329	557.45	193981	82.11	0	0.00
16	HDFC BANK	422767705	137346.32	0	0.00	5977	8.55	11866171	36953.96	29601705	8547.70	0	0.00
17	ICICI BANK	286196	16187.73	9	0.00	72989	58.63	141583	8776.45	57760	824.40	0	0.00
18	IDBI BANK	29458165	5704.07	42826	20.44	0	0.00	124937	619.09	54182	19.08	355	0.05
19	INDUSIND BANK	345331703	64681.60	0	0.00	0	0.00	29856943	21418.26	16451	2.29	0	0.00
20	J & K BANK	2145	96.38	1	0.00	0	0.00	1478	48.79	1600	11.52	0	0.00
21	KARNATAKA BANK	120474	16.12	0	0.00	0	0.00	2851	5.77	3087	1.39	0	0.00
22	KOTAK MAHINDRA BANK	174320889	1778321.21	0	0.00	0	0.00	1151867	2305.69	728129	215.23	1449749	176.68
23	SOUTH INDIAN BANK	164233	52.90	0	0.00	0	0.00	17135	30.53	18944	9.77	0	0.00
24	YES BANK	4286243	1283.33	3259	1.25	126448	50.56	1260489	1086.55	269938	63.53	0	0.00
25	KARUR VYSYA BANK	0	0.00	0	0.00	0	0.00	42547	17.64	348	0.13	0	0.00
26	IDFC FIRST BANK	0	0.00	0	0.00	0	0.00	3156	22.13	60	0.03	0	0.00
27	RBL BANK	10968768	2161.66	0	0.00	0	0.00	252627	686.08	261737	161.22	0	0.00
	Total Private Sector Bank	1210844668	2125088.52	46098	21.69	538869	1034.78	46502790	1696863.01	34512676	11858.18	1450104	176.73
	Total COMM. BANKS	6899946775	2955779.76	535563	183.38	839421	1190.29	70863076	1752044.42	68527417	29770.68	9288393	2930.20
CO-OPERATIVE BANKS													
28	STATE CO-OP. BANK	0	0.00	0	0.00	1029	3.02	175823	101.81	85440	103.51	0	0.00
	Total Cooperative Bank	0	0.00	0	0.00	1029	3.02	175823	101.81	85440	103.51	0	0.00
REGIONAL RURAL BANKS													
29	BIHAR GRAMIN BANK	1699377	14517.69	6762064	10872.72	0	0.00	665074	5889.12	149747	371.64	0	0.00
	Total Region Rural Bank	1699377	14517.69	6762064	10872.72	0	0.00	665074	5889.12	149747	371.64	0	0.00
SMALL FINANCE BANK													
30	JANA SMALL FIN. BANK	8999680	1532.88	0	0.00	0	0.00	237144	328.72	478546	112.80	0	0.00
31	UJIVAN SMALL FIN. BANK	11593288	1608.46	0	0.00	0	0.00	60492	261.23	633018	337.56	0	0.00
32	UTKARSH SMALL FIN. BANK	12005854	2208.94	0	0.00	0	0.00	120808	230.03	105762	55.54	0	0.00
33	ESAF SMALL FIN. BANK	827257	152.78	0	0.00	0	0.00	2459	12.04	9046	5.11	0	0.00
34	UNITY SMALL FINANCE BANK	51	0.20	0	0.00	0	0.00	52	0.48	520	0.30	0	0.00
	Total Small Financial Bank	33427110	5503.27	0	0.00	0	0.00	420955	832.50	1226892	511.31	0	0.00
	TOTAL FOR BIHAR	6935073262	2975800.72	7297627	11056.10	840450	1193.31	72124928	1738867.86	69989496	30757.14	9288393	2930.20

STATE LEVEL BANKERS' COMMITTEE, BIHAR													
CONVENOR : STATE BANK OF INDIA													
DISTRICT WISE DIGITAL TRANSACTION FY 2025-26 AS ON 31.03.2026													
SR.	Name of District	No. in Actual and Amount in Rs.Crore											
		BHIM/UPI		BHIM Aadhaar		Bharat QR Code		IMPS		Cards (Debit & Credit)		USSD	
		No.	Amt.	No.	Amt.	No.	Amt.	No.	Amt.	No.	Amt.	No.	Amt.
1	ARARIA	184216847	30445.61	121579	142.30	15777	34.44	1018789	80247.57	1142113	530.06	53463	22.09
2	ARWAL	33571377	5911.37	94541	184.09	2232	6.68	260306	14198.32	317550	140.59	56034	13.80
3	AURANGABAD	144762739	24412.76	265998	525.17	14368	19.96	980003	30680.53	1338088	615.79	148218	48.71
4	BANKA	73600085	10552.81	86378	130.86	4805	6.37	1507152	10475.12	620729	158.81	66210	22.35
5	BEGUSARAI	197566847	103275.28	182894	369.32	30044	31.44	3678230	35992.88	2209835	888.77	282467	80.72
6	BHAGALPUR	201075623	46532.33	111095	132.29	37942	49.15	4006571	64104.28	2455325	1077.96	322156	123.84
7	BHOJPUR	158933704	29335.45	444029	925.58	21974	20.70	1807835	53181.13	1768977	793.33	499243	146.12
8	BUXAR	95804866	17576.35	223364	360.69	9535	16.96	598179	25472.58	1102281	479.05	210412	56.88
9	DARBHANGA	240956329	108176.76	240301	315.09	23866	26.04	2815641	43345.92	2173914	963.66	211471	68.94
10	GAYA	258890071	158959.83	400226	753.09	42670	45.17	2517654	59735.63	2914305	1290.14	373410	120.55
11	GOPALGANJ	178649739	141627.28	162124	204.30	11754	22.83	972224	34392.99	1433454	645.29	271671	63.75
12	JAMUI	94224808	15562.67	195293	264.89	9148	13.78	593353	9991.20	654647	283.48	68207	26.13
13	JEHANABAD	66128062	11505.43	125370	231.00	8121	10.89	847387	9674.22	642396	279.96	116615	35.05
14	KAIMUR (BHABUA)	83460687	15006.12	215175	434.15	5525	9.76	494164	31207.20	741588	296.50	87441	27.70
15	KATI HAR	171084626	90302.56	75396	93.38	11302	21.42	738791	55161.19	950002	489.66	633997	96.89
16	KHAGARIA	97034345	18034.58	210854	290.41	6033	22.55	503179	24852.11	866959	263.04	85393	28.00
17	KISHANGANJ	128652843	22754.49	87561	92.32	8290	18.07	551339	15002.06	718548	333.17	41797	18.91
18	LAKHISARAI	50386851	8814.77	118828	205.82	7191	5.10	330099	9323.46	364429	163.66	75770	22.53
19	MADHEPURA	115308031	19675.46	87840	93.98	9191	19.97	451092	23674.32	449904	194.16	67763	26.59
20	MADHUBANI	220505263	144530.61	262428	311.72	17676	27.77	1346921	32851.67	1716567	699.47	200396	56.43
21	MUNGER	87923281	13846.16	119960	140.07	11436	14.79	694095	13549.55	1087911	437.31	191329	61.87
22	MUZAFFARPUR	411246630	297328.38	252769	279.50	49504	93.45	4525968	113344.97	4870882	2019.97	743196	202.31
23	NALANDA	149225968	30115.84	420405	785.43	14352	22.81	1690183	29319.41	2007781	892.18	173532	62.10
24	NAWADA	87885055	17400.01	339121	574.87	7961	11.52	658861	15411.62	872156	394.25	98211	31.55
25	PASHCHIM CHAMPARAN	286301419	45175.61	250650	328.11	21082	35.24	1028560	48162.87	1725113	777.55	167659	57.61
26	PATNA	799943719	924400.83	181124	258.55	273812	264.06	13156304	396448.88	16859157	7670.34	2027634	739.44
27	PURBI CHAMPARAN	342649091	58450.99	182573	217.32	17843	47.84	1229247	52989.05	2111026	867.85	233699	82.62
28	PURNIA	236057814	40042.45	90538	104.42	16631	29.45	2640157	66820.58	1563795	746.91	136787	59.25
29	ROHTAS	178355939	33665.97	373002	597.50	11713	32.25	1005070	46321.89	1754689	778.08	225859	65.70
30	SAHARSA	105276131	18681.57	92876	103.63	7388	10.20	368168	18807.42	495666	208.59	86118	32.77
31	SAMASTIPUR	283120983	142249.05	326198	473.86	13242	28.16	2620439	34827.62	2575815	1015.84	227076	70.86
32	SARAN	257263810	106706.31	178886	202.89	16192	41.27	1710097	46746.49	1830613	794.90	434363	125.08
33	SHEIKHPURA	37302710	7651.11	51564	70.87	5133	10.40	198037	16497.73	480053	227.18	33862	11.13
34	SHEDHAR	38471798	6829.04	47398	46.28	6143	8.22	194359	11528.92	404840	170.69	11731	4.22
35	SITAMARHI	189481230	30761.46	182760	244.93	10086	15.04	878498	21035.59	1876761	724.36	102868	34.63
36	SIWAN	280711601	50718.98	196274	221.89	20819	44.16	6770054	59552.78	2344682	1122.09	190030	61.21
37	SUPAUL	114647422	20015.63	109840	129.11	4788	10.53	512958	19719.71	549193	230.19	54967	20.88
38	VAISHALI	254394916	112758.59	189415	236.37	34881	44.90	6266964	84118.03	2197952	992.32	277338	85.59
	Total	6935073262	2975800.72	7297627	11056.10	840450	1193.31	72124928	1738867.86	69989496	30757.14	9288393	2930.20

STATE LEVEL BANKERS' COMMITTEE, BIHAR				
CONVENOR : STATE BANK OF INDIA				
BANK WISE TOTAL Progress under AADHAAR authentication FY 2025-26 AS ON 31.03.2026				
No. in Actual and Amount in Rs.Crore				
SR.	Name of Bank	Number of operative CASA	Number of Aadhaar seeded CASA	Number of Authenticated CASA
	LEAD BANKS			
1	STATE BANK OF INDIA	29999320	19682595	11527587
2	BANK OF BARODA	7327724	8669990	7624586
3	CANARA BANK	4192444	3986575	807469
4	CENTRAL BANK OF INDIA	10474781	7928900	8058838
5	PUNJAB NATIONAL BANK	16925056	0	1438951
6	UNION BANK OF INDIA	4272203	478802	1680993
7	UCO BANK	3859875	4600020	4600020
	OTHER BANKS			
8	BANK OF INDIA	6223248	6028535	5093411
9	BANK OF MAHARASHTRA	224100	199432	923
10	INDIAN BANK	4188802	2993648	2628189
11	INDIAN OVERSEAS BANK	519788	495550	464655
12	PUNJAB AND SIND BANK	99479	75090	85066
	Total Public Sector Bank	88306820	55139137	44010688
	PRIVATE BANKS			
13	AXIS BANK	1060990	167862	163834
14	BANDHAN BANK	4017055	3770192	1917094
15	FEDERAL BANK	74834	58323	43678
16	HDFC BANK	806600	248783	248783
17	ICICI BANK	507765	315345	468211
18	IDBI BANK	602850	452357	267002
19	INDUSIND BANK	2935778	2788737	2839489
20	J & K BANK	9427	2168	2166
21	KARNATAKA BANK	4398	3554	682
22	KOTAK MAHINDRA BANK	567133	563018	104128
23	SOUTH INDIAN BANK	86	0	1
24	YES BANK	23041	19116	14244
25	KARUR VYSYA BANK	20	26	22
26	IDFC FIRST BANK	80919	74595	74150
27	RBL BANK	378530	377486	3718
	Total Private Sector Bank	11069426	8841562	6147202
	Total COMM. BANKS	99376246	63980699	50157890
	CO-OPERATIVE BANKS			
28	STATE CO-OP. BANK	1302471	1119768	373290
	Total Cooperative Bank	1302471	1119768	373290
	REGIONAL RURAL BANKS			
29	BIHAR GRAMIN BANK	20879319	18585426	18585426
	Total Region Rural Bank	20879319	18585426	18585426
	SMALL FINANCE BANK			
30	JANA SMALL FIN. BANK	212440	173017	131961
31	UJJIVAN SMALL FIN. BANK	794705	788873	788873
32	UTKARSH SMALL FIN. BANK	948736	1194165	906041
33	ESAF SMALL FIN. BANK	108030	10981	108030
34	UNITY SMALL FINANCE BANK	0	0	0
	Total Small Financial Bank	2063911	2167036	1934905
	TOTAL FOR BIHAR	123621947	85852929	71051511

STATE LEVEL BANKERS' COMMITTEE, BIHAR				
CONVENOR : STATE BANK OF INDIA				
DISTRICT WISE Progress under AADHAAR authentication FY 2025-26 AS ON 31.03.2026				
No. in Actual and Amount in Rs.Crore				
SR.	Name of District	Number of operative CASA	Number of Aadhaar seeded CASA	Number of Authenticated CASA
1	ARARIA	2899110	2342768	1852152
2	ARWAL	865552	494783	487971
3	AURANGABAD	3060065	1576123	1395264
4	BANKA	2179526	1928057	1687459
5	BEGUSARAI	3657894	2886601	2327680
6	BHAGALPUR	3828768	3059406	2674137
7	BHOJPUR	3546779	2269198	2008448
8	BUXAR	2190419	1497609	1267036
9	DARBHANGA	3791455	2568787	2110798
10	GAYA	5441200	3129444	2859312
11	GOPALGANJ	3077331	2296723	1671574
12	JAMUI	2116521	1670553	1371986
13	JEHANABAD	1305072	697301	656725
14	KAIMUR (BHABUA)	1911675	1184795	1073014
15	KATI HAR	3239459	2260677	1917807
16	KHAGARIA	1964864	1310696	1190432
17	KISHANGANJ	1910579	1571614	1214603
18	LAKHISARAI	1246495	892960	767885
19	MADHEPURA	1988737	1550212	1135644
20	MADHUBANI	4412437	2761160	2268313
21	MUNGER	1733498	1199608	997602
22	MUZAFFARPUR	5689747	4108348	3287958
23	NALANDA	3517189	2246250	1928573
24	NAWADA	2741366	1566238	1448407
25	PASHCHIM CHAMPARAN	4174891	2945205	2378678
26	PATNA	10191280	6111436	5011530
27	PURBI CHAMPARAN	5271254	3702466	3045869
28	PURNIA	3490740	2719187	2149242
29	ROHTAS	3601450	2222225	1897511
30	SAHARSA	1812610	1201754	946433
31	SAMASTIPUR	5230954	3540494	2913489
32	SARAN	4605375	3156070	2464214
33	SHEIKHPURA	821777	603551	442580
34	SHEOHAR	624387	546141	458038
35	SITAMARHI	3405969	2632242	2097444
36	SIWAN	4687652	3600006	2803443
37	SUPAUL	2246258	1592501	1241204
38	VAISHALI	5141612	4209740	3601056
	Total	123621947	85852929	71051511

STATE LEVEL BANKERS' COMMITTEE, BIHAR

CONVENOR - STATE BANK OF INDIA

BANK WISE TOTAL Progress under PMJDY, FY 2025-26 AS ON 31.03.2026

No. in Actual and Amount in Rs.Crore

SR.	Name of Bank	Total PMJDY Accounts	PMJDY opened in FY 2025-26 as on 31.03.2026	Zero Balance A/c	Deposits held in the A/c	Rupay Card Issued	Rupay Card Activated	Aadhaar Seeded
LEAD BANKS								
1	STATE BANK OF INDIA	18046418	648813	372633	9207.80	15961211	275904	13392500
2	BANK OF BARODA	6383791	358427	238730	3354.31	4289275	422008	6151432
3	CANARA BANK	1046235	99593	115780	943.54	364582	54330	914082
4	CENTRAL BANK OF INDIA	6735506	563096	476469	3216.39	2991170	2991170	6306922
5	PUNJAB NATIONAL BANK	10445846	1570440	1592686	4961.26	10347883	6215263	9690963
6	UNION BANK OF INDIA	2638799	299094	428310	1000.94	668332	478802	2540682
7	UCO BANK	2670981	262287	321580	1095.36	488525	379027	2316155
OTHER BANKS								
8	BANK OF INDIA	5586538	250310	172761	2096.75	2922178	1370955	3293967
9	BANK OF MAHARASHTRA	114749	18686	16312	65.35	83047	83047	110741
10	INDIAN BANK	2322050	114637	134097	1175.04	640182	527739	1907237
11	INDIAN OVERSEAS BANK	196218	6446	17500	82.50	156218	44920	177250
12	PUNJAB AND SIND BANK	25946	7086	6245	7.70	386	366	8914
	Total Public Sector Bank	54215097	4198915	3693305	27206.97	38952989	12843531	46810845
PRIVATE BANKS								
13	AXIS BANK	29274	29274	5622	16.30	19490	7023	20777
14	BANDHAN BANK	23296	16888	15259	2.35	15626	15626	23265
15	FEDERAL BANK	2341	2214	650	2.39	331	239	769
16	HDFC BANK	322739	144284	106961	73.43	322738	35830	211538
17	ICICI BANK	39885	4901	13785	7.92	35602	22302	35194
18	IDBI BANK	166108	1910	104313	29.67	26955	0	57804
19	INDUSIND BANK	96275	1632	13666	23.89	94710	93918	51529
20	J & K BANK	330	3	120	0.26	275	3	225
21	KARNATAKA BANK	150	0	0	0.02	54	2	125
22	KOTAK MAHINDRA BANK	12576	102	7012	2.70	9281	355	10802
23	SOUTH INDIAN BANK	345	8	163	0.15	110	79	257
24	YES BANK	57	0	18	0.01	57	33	53
25	KARUR VYSYA BANK	26	0	8	0.01	26	26	26
26	IDFC FIRST BANK	1609	320	386	1.22	1475	55	1599
27	RBL BANK	8137	273	1499	0.29	8137	7929	0
	Total Private Sector Bank	703548	201807	267702	162.60	534867	183420	413963
	Total COMM. BANKS	54918645	4400722	4161007	27369.57	39487856	13026951	47224808
CO-OPERATIVE BANKS								
28	STATE CO-OP. BANK	66297	25521	15449	46.99	1187	385	43234
	Total Cooperative Bank	66297	25521	15449	46.99	1187	385	43234
REGIONAL RURAL BANKS								
29	BIHAR GRAMIN BANK	11706959	1305828	1506922	4077.91	291733	291733	10653336
	Total Region Rural Bank	11706959	1305828	1506922	4077.91	291733	291733	10653336
SMALL FINANCE BANK								
30	JANA SMALL FIN. BANK	0	0	0	0.00	0	0	0
31	UJJIVAN SMALL FIN. BANK	0	0	0	0.00	0	0	0
32	UTKARSH SMALL FIN. BANK	0	0	0	0.00	0	0	0
33	ESAF SMALL FIN. BANK	0	0	0	0.00	0	0	0
34	UNITY SMALL FINANCE BANK	0	0	0	0.00	0	0	0
	Total Small Financial Bank	0	0	0	0.00	0	0	0
	TOTAL FOR BIHAR	66691901	5732071	5683378	31494.48	39780776	13319069	57921378

STATE LEVEL BANKERS' COMMITTEE, BIHAR

CONVENOR : STATE BANK OF INDIA

DISTRICT WISE Progress under PMJDY FY 2025-26 AS ON 31.03.2026

No. in Actual and Amount in Rs.Crore

SR.	Name of District	Total PMJDY Accounts	PMJDY opened in FY 2025-26 as on 31.03.2026	Zero Balance A/c	Deposits held in the A/c	Rupay Card Issued	Rupay Card Activated	Aadhaar Seeded
1	ARARIA	2145486	180797	172868	614.15	1296606	247428	1873078
2	ARWAL	439869	38538	48199	226.57	252417	121793	382660
3	AURANGABAD	1663583	160269	190027	844.3	1162932	538853	1441679
4	BANKA	1587772	115583	131918	799.01	648528	179275	1327244
5	BEGUSARAJ	1797962	147232	153122	824.15	909473	257551	1497551
6	BHAGALPUR	1904883	150690	147763	905.39	976764	300339	1636724
7	BHOJPUR	1543569	162704	164894	924.82	893532	356815	1335869
8	BUXAR	1249908	106609	123638	651.13	698129	240776	1043450
9	DARBHANGA	1941510	156856	157134	991.18	1177708	389104	1717319
10	GAYA	2913440	285800	266220	1507.38	2076874	840062	2556205
11	GOPALGANJ	1687075	145099	125109	1132.7	990408	314174	1479056
12	JAMUI	1258162	115083	90852	678.34	655904	129460	1053456
13	JEHANABAD	572141	61239	55031	313.41	399154	199478	497822
14	KAIMUR (BHABUA)	1041327	110417	154038	440.77	648025	231818	888884
15	KATI HAR	2089692	144930	138948	837.51	1148040	478316	1867455
16	KHAGARIA	1224626	103383	99107	466.54	488423	114626	1077106
17	KISHANGANJ	1386521	97460	90556	412.73	935425	216729	1233061
18	LAXHISARAI	676453	60317	55554	355.48	326508	103434	584055
19	MADHEPURA	1262525	82956	81595	436.68	766131	204564	1080725
20	MADHUBANI	2660006	235511	251144	1158.49	1646640	613166	2333804
21	MUNGER	706221	69509	53328	415.13	380734	134490	607852
22	MUZAFFARPUR	3115992	237892	282338	1506.84	1738932	574299	2789029
23	NALANDA	1457757	166113	100025	885.88	793065	318436	1265701
24	NAWADA	1461164	135556	140358	681.01	842958	365954	1268201
25	PASHCHIM CHAMPARAN	2993905	310552	256278	1006.16	1927434	661400	2651008
26	PATNA	2936539	272965	317324	1622.38	1829610	669339	2495312
27	PURBI CHAMPARAN	3465247	304631	279634	1323.02	2183621	646727	2981763
28	PURNIA	2303924	168655	156790	744.16	1433265	303833	2014888
29	ROHTAS	1700727	180073	167921	866.61	1035897	373205	1450501
30	SAHARSA	1119709	91159	96733	410.1	778041	229023	959495
31	SAMASTIPUR	2684660	223259	184427	1313.35	1662633	521151	2331564
32	SARAN	2734982	198370	230129	1578.42	1823454	623293	2313259
33	SHEIKHPURA	385787	33432	25522	217.67	196159	46501	331814
34	SHEOHAR	411772	29275	29477	180.73	232971	47459	386280
35	SITAMARHI	2411252	184739	175131	1124.66	1445398	496375	2180942
36	SIWAN	2070246	180682	183853	1397.59	1237035	482846	1784002
37	SUPAUL	1501242	114216	109860	573.29	948850	308709	1308250
38	VAISHALI	2184263	169520	196533	1126.76	1193098	438268	1894314
	Total	66691901	5732071	5683378	31494.48	39780776	13319069	57921378

STATE LEVEL BANKERS' COMMITTEE, BIHAR

CONVENOR : STATE BANK OF INDIA

BANK WISE PROGRESS UNDER SURAKSHA BIMA YOJANA FY 2025-26 AS ON 31.03.2026

No. In Actual and Amount In Rs. Actual

SR.	Name of Bank	Enrolment under PMJBY during FY 2025-26 as on 31.03.2026	Total No. of Enrolment under PMJBY	Total No of eligible cases under PMJBY	Total No of renewals under PMJBY	Enrolment under PMSBY during FY 2025-26 as on 31.03.2026	Total No. of Enrolment under PMSBY	Total No. of eligible cases under PMSBY	Total No. of renewals under PMSBY	Enrolment under APY during FY 2025-26 as on 31.03.2026	Total No. of Enrolment under APY
LEAD BANKS											
1	STATE BANK OF INDIA	1056680	4423068	13576743	3429462	1279264	11704354	24011438	10480123	318678	2217297
2	BANK OF BARODA	216456	683239	1385014	260080	385446	1982225	2411850	1366503	32126	313241
3	CANARA BANK	13727	48033	3285328	227514	51011	179636	4210801	916933	8753	235561
4	CENTRAL BANK OF INDIA	123475	344219	9809746	220745	343050	1453037	13113888	1110001	62979	62979
5	PUNJAB NATIONAL BANK	366727	1186879	14743565	1090625	986143	3532271	17209304	3357488	237365	956560
6	UNION BANK OF INDIA	37764	245039	4264509	215884	157871	996419	5445342	958357	34082	162513
7	UCO BANK	98555	300203	3082424	108062	245025	765675	4061240	418071	41635	258547
OTHER BANKS											
8	BANK OF INDIA	77166	1163785	7969821	466237	154104	2501123	10161044	1895109	39405	521347
9	BANK OF MAHARASHTRA	5502	24272	92500	7666	13861	75472	109580	39602	4348	17919
10	INDIAN BANK	136905	574066	2735039	245698	184289	1219483	3454721	806278	34228	282557
11	INDIAN OVERSEAS BANK	4829	20953	469291	0	2902	71212	578344	0	6306	71981
12	PUNJAB AND SIND BANK	6286	15921	66609	3076	15657	44109	80913	11820	3724	9676
	Total Public Sector Bank	2144072	9029677	61480589	6285049	3818623	24525016	84846465	21360265	823629	5120178
PRIVATE BANKS											
13	AXIS BANK	5759	14012	977868	3811	20529	50820	1020052	10094	4380	31163
14	BANDHAN BANK	9671	25665	2226829	184	76393	104802	2629610	21	4069	12902
15	FEDERAL BANK	0	59	1646	0	0	90	2133	0	0	256
16	HDFC BANK	10026	42398	394374	15461	74571	202042	461096	97961	7017	40290
17	ICICI BANK	6284	6316	747247	0	7717	18388	951801	0	401	428
18	IDBI BANK	4176	58761	449215	19377	14072	105628	533033	46103	8014	50890
19	INDUSIND BANK	0	44686	1533391	155	0	36208	1822494	623	0	10436
20	J & K BANK	0	78	5475	37	0	353	7885	111	0	6
21	KARNATAKA BANK	7	79	3764	72	7	110	6912	103	16	125
22	KOTAK MAHINDRA BANK	352	2292	588346	706	17142	20877	621260	2316	3833	8053
23	SOUTH INDIAN BANK	86	144	2553	72	343	557	3324	295	22	62
24	YES BANK	8	29	25694	9	29	104	28570	48	5	14
25	KARUR VYSYA BANK	18	19	47	19	15	56	56	34	0	0
26	IDFC FIRST BANK	0	1452	79892	115	0	9183	88776	2739	0	401
27	RBL BANK	479	481	26607	2	669	669	28172	2	61	150
	Total Private Sector Bank	36866	196471	7064748	40020	211487	549887	8205174	160450	27818	155176
	Total COMM. BANKS	2180938	9226148	68545337	6325069	4030110	25074903	93051639	21520715	851447	5275354
CO-OPERATIVE BANKS											
28	STATE CO-OP. BANK	254	4926	13458	3699	2146	13726	18083	30054	337	1157
	Total Cooperative Bank	254	4926	13458	3699	2146	13726	18083	30054	337	1157
REGIONAL RURAL BANKS											
29	BIHAR GRAMIN BANK	524989	3198947	4822743	858370	865566	8485079	15945758	3393831	236507	1946010
	Total Region Rural Bank	524989	3198947	4822743	858370	865566	8485079	15945758	3393831	236507	1946010
SMALL FINANCE BANK											
30	JANA SMALL FIN. BANK	0	0	0	0	0	0	0	0	0	0
31	UJJIVAN SMALL FIN. BANK	0	0	0	0	0	10	10	0	2217	3593
32	UTKARSH SMALL FIN. BANK	0	0	0	0	0	0	0	0	0	0
33	ESAF SMALL FIN. BANK	13	267	267	107	159	1840	1840	735	324	2841
34	UNITY SMALL FINANCE BANK	0	0	0	0	2	2	2	0	0	0
	Total Small Financial Bank	13	267	267	107	161	1852	1852	735	2541	6434
	TOTAL FOR BIHAR	2706194	12430288	73381805	7187245	4897983	33575560	109017332	24945335	1090832	7228955

STATE LEVEL BANKERS' COMMITTEE, BIHAR

CONVENOR : STATE BANK OF INDIA

DISTRICT WISE PROGRESS UNDER SURAKSHA BIMA YOJANA, FY 2025-26 AS ON 31.03.2026

No. in Actual and Amount in Rs. Actual

SR.	Name of District	Enrolment under PMUJBY during FY 2025-26 as on 31.03.2026	Total No. of Enrolment under PMUJBY	Total No of eligible cases under PMUJBY	Total No of renewals under PMUJBY	Enrolment under PMSBY during FY 2025-26 as on 31.03.2026	Total No. of Enrolment under PMSBY	Total No. of eligible cases under PMSBY	Total No. of renewals under PMSBY	Enrolment under APY during FY 2025-26 as on 31.03.2026	Total No. of Enrolment under APY
1	ARARIA	79713	249934	1468031	122469	135763	821661	2299997	566525	25949	191458
2	ARWAL	21079	125143	563858	70226	34733	283929	832933	218109	6431	55954
3	AURANGABAD	83444	419484	1769483	259539	138637	1031626	2644820	781735	41740	234224
4	BANKA	65142	258673	1369935	144351	117114	616483	1998961	494050	27807	156989
5	BEGUSARAI	96967	454328	2072356	241463	149789	897950	2962303	733357	29235	227981
6	BHAGALPUR	92222	388654	2353706	212651	165924	906298	3232207	735241	29978	201633
7	BHOJIPUR	67200	359498	1880329	223317	152861	1102157	3099474	859094	34976	228541
8	BUXAR	47911	242673	1205887	144334	95198	686161	1990924	524314	20112	140233
9	DARBHANGA	75565	368163	2230137	192703	143158	978802	3303144	591185	28439	200493
10	GAYA	144537	692754	3270100	438961	292103	1780133	4771291	1420294	80994	436036
11	GOPALGANJ	59825	282613	1878181	170270	107237	821592	2731055	553040	28482	185075
12	JAMUI	67315	327744	1151594	186231	96229	661259	1864641	593614	23356	134610
13	JEHANABAD	24022	130473	792857	80299	50004	411145	1244882	310698	10929	84666
14	KAIMUR (BHABUA)	43236	218405	1108831	123140	81752	597568	1930566	468389	19276	116061
15	KATIHAR	80705	309241	2176326	175530	143161	831194	3008293	581607	29012	163488
16	KHAGARIA	45586	233223	1161613	131093	76439	524263	1793771	448703	18103	119137
17	KISHANGANJ	42217	143774	985504	74557	80017	508162	1530271	349614	13314	97549
18	LAKHISARAI	26652	140656	694392	83002	46124	303139	991461	282604	12932	66267
19	MADHEPURA	54304	210347	1101113	122868	80614	604260	1771035	420526	23972	153592
20	MADHUBANI	83546	399063	2585716	210552	165215	1195411	3834067	695206	35200	232062
21	MUNGER	42839	210213	1026949	126706	70720	449563	1425417	405293	20142	105185
22	MUZAFFARPUR	111230	551887	3502570	298721	206095	1488702	4897996	982035	42332	362168
23	NALANDA	76340	394617	1919424	240785	139553	1223037	2917744	921560	34009	251551
24	NAWADA	67467	341463	1425444	191979	127146	920642	2247272	711585	34782	206242
25	PASHCHIM CHAMPARAN	96225	388275	2244554	222234	205011	1243401	3378999	816349	43872	235004
26	PATNA	145644	721413	7177989	495151	297390	1981177	10199135	1673936	58074	450346
27	PURBI CHAMPARAN	115536	495279	3002788	286571	212377	1340655	4455803	951886	38416	222739
28	PURNIA	89042	319036	1953808	188282	141616	1056121	2944809	772755	19425	267463
29	ROHTAS	64509	322783	2108502	197762	124882	961772	3587804	695095	23998	177510
30	SAHARSA	51908	207033	1096864	116558	80049	562530	1595312	388161	17959	124128
31	SAMASTIPUR	121177	578984	3136241	349627	197558	1338681	4854888	1219357	40415	288648
32	SARAN	92651	425016	2777966	246203	173295	1229868	4064761	845154	40925	265241
33	SHEIKHPURA	18429	104277	468107	63805	30435	225322	636407	243583	7280	49891
34	SHEOHAR	18291	66861	311762	28915	25737	160709	448658	103878	3870	27822
35	SITAMARHI	70123	347593	2008500	175477	119108	928799	3001441	648565	22165	156791
36	SIWAN	80109	367597	2901006	198573	146914	1111649	4066650	702537	53808	233430
37	SUPAUL	56765	244153	1422591	140459	90163	715585	2110187	494691	25913	152678
38	VAISHALI	86761	394965	3076791	211881	157882	1074154	4247953	741010	33230	226069
	Total	2706194	12430288	73381805	7187245	4897983	33575560	109017332	24945335	1090832	7228955

STATE LEVEL BANKERS' COMMITTEE, BIHAR									
(CONVENOR- STATE BANK OF INDIA)									
BANK WISE PRADHAN MANTRI SOCIAL SECURITY CLAIM STATUS FY 2025-26 AS ON 31.03.2026									
(No. In Actual)									
Sr. No.	Bank Name	PMUJBY				PMSBY			
		PMUJBY CLAIMS RECEIVED	TOTAL(CUM) PMUJBY CLAIMS RECEIVED	PMUJBY CLAIMS SETTLED	TOTAL(CUM) PMUJBY CLAIMS SETTLED	PMSBY CLAIMS RECEIVED	TOTAL(CUM) PMSBY CLAIMS RECEIVED	PMSBY CLAIMS SETTLED	TOTAL(CUM) PMSBY CLAIMS SETTLED
LEAD BANKS									
1	STATE BANK OF INDIA	4124	13713	3744	13647	537	1534	223	750
2	BANK OF BARODA	0	0	0	0	0	0	0	0
3	CANARA BANK	368	395	139	348	25	302	24	283
4	CENTRAL BANK OF INDIA	49	447	143	309	0	41	12	10
5	PUNJAB NATIONAL BANK	308	297	279	275	109	115	71	68
6	UNION BANK OF INDIA	9	9	6	6	8	10	5	5
7	UCO BANK	30	96	43	47	17	44	7	17
OTHER BANKS									
8	BANK OF INDIA	485	1839	455	1796	5	356	3	270
9	BANK OF MAHARASHTRA	1	1	1	1	1	1	1	1
10	INDIAN BANK	314	1575	108	1092	54	218	32	144
11	INDIAN OVERSEAS BANK	3	16	12	8	0	0	0	0
12	PUNJAB AND SIND BANK	24	32	4	25	6	17	4	14
TOTAL PUBLIC SECTOR BANKS		5721	18421	4934	17554	772	2638	382	1582
PRIVATE BANKS									
13	AXIS BANK	15	38	0	35	2	9	0	5
14	BANDHAN BANK	1	1	1	1	0	0	0	0
15	FEDERAL BANK	0	0	0	0	0	0	0	0
16	HDFC BANK	0	0	0	0	0	0	0	0
17	ICICI BANK	7	40	7	40	0	8	0	3
18	IDBI BANK	0	0	0	0	0	0	0	0
19	INDUSIND BANK	0	0	0	0	0	0	0	0
20	J & K BANK	0	0	0	0	0	0	0	0
21	KARNATAKA BANK	0	0	0	0	0	0	0	0
22	KOTAK MAHINDRA BANK	0	0	0	0	0	0	0	0
23	SOUTH INDIAN BANK	0	0	0	0	0	0	0	0
24	YES BANK	0	0	0	0	0	0	0	0
25	KARUR VYSYA BANK	0	0	0	0	0	0	0	0
26	IDFC FIRST BANK	1	1	1	1	1	1	1	1
27	RBL BANK	0	0	0	0	0	0	0	0
TOTAL PRIVATE SECTOR BANKS		24	80	9	77	3	18	1	9
Total COMM. BANKS		5745	18501	4943	17631	775	2656	383	1571
CO-OPERATIVE BANKS									
28	STATE CO-OP. BANK	19	29	13	27	3	115	1	7
TOTAL CO-OPERATIVE BANKS		19	29	13	27	3	115	1	7
REGIONAL RURAL BANKS									
29	BIHAR GRAMIN BANK	2658	11413	1645	9849	488	2348	309	1807
TOTAL REGIONAL RURAL BANKS		2658	11413	1645	9849	488	2348	309	1807
SMALL FINANCE BANK									
30	JANA SMALL FIN. BANK	0	0	0	0	0	0	0	0
31	UJJIVAN SMALL FIN. BANK	0	0	0	0	0	0	0	0
32	LITKARSH SMALL FIN. BANK	0	0	0	0	0	0	0	0
33	ESAF SMALL FIN. BANK	0	0	0	0	0	0	0	0
34	UNITY SMALL FINANCE BANK	0	0	0	0	0	0	0	0
TOTAL SMALL FINANCE BANK		0	0	0	0	0	0	0	0
GRAND TOTAL		8422	29943	6601	27507	1266	5119	693	3385

STATE LEVEL BANKERS' COMMITTEE, BIHAR									
(CONVENOR- STATE BANK OF INDIA)									
DISTRICT WISE PRADHAN MANTRI SOCIAL SECURITY CLAIM STATUS FY 2025-26 AS ON 31.03.2026									
(No. In Actual)									
Sr. No.	Bank Name	PMJBY				PMSBY			
		PMJBY CLAIMS RECEIVED	TOTAL(CUM) PMJBY CLAIMS RECEIVED	PMJBY CLAIMS SETTLED	TOTAL(CUM) PMJBY CLAIMS SETTLED	PMSBY CLAIMS RECEIVED	TOTAL(CUM) PMSBY CLAIMS RECEIVED	PMSBY CLAIMS SETTLED	TOTAL(CUM) PMSBY CLAIMS SETTLED
1	ARARIA	274	910	247	884	25	88	13	57
2	ARWAL	93	258	48	213	21	78	20	66
3	AURANGABAD	202	538	132	460	62	177	36	115
4	BANKA	121	421	88	377	29	77	11	40
5	BEGUSARAI	253	795	192	710	39	182	26	133
6	BHAGALPUR	160	605	121	537	41	150	20	100
7	BHOJPUR	566	548	137	575	59	198	37	143
8	BUXAR	136	533	92	454	37	135	22	104
9	DARBHANGA	152	819	141	769	29	96	12	62
10	GAYA	310	867	244	767	64	205	42	149
11	GOPALGANJ	187	896	165	851	33	113	9	62
12	JAMUI	197	613	161	550	31	135	23	104
13	JEHANABAD	125	339	90	284	27	94	17	57
14	KAIMUR (BHABUA)	154	467	105	398	39	135	23	88
15	KATI HAR	167	550	127	502	21	76	15	44
16	KHAGARIA	112	385	75	370	36	100	21	76
17	KISHANGANJ	191	598	159	566	11	37	8	25
18	LAKHISARAI	105	375	73	336	22	96	11	66
19	MADHEPURA	204	727	179	688	16	57	6	33
20	MADHUBANI	171	811	138	739	23	230	12	84
21	MUNGER	123	418	90	367	22	103	12	71
22	MUZAFFARPUR	354	1738	329	1650	44	282	22	197
23	NALANDA	215	689	147	617	43	219	29	166
24	NAWADA	130	490	94	435	36	136	22	90
25	PASHCHIM CHAMPARAN	367	1462	331	1391	26	114	12	77
26	PATNA	392	1400	342	1269	92	353	52	247
27	PURBI CHAMPARAN	457	1838	427	1753	38	137	15	83
28	PURNIA	432	1930	408	1892	28	96	15	62
29	ROHTAS	182	751	156	658	32	160	21	122
30	SAHARSA	282	844	256	815	11	58	5	35
31	SAMASTIPUR	337	1293	279	1171	50	220	24	128
32	SARAN	308	1197	276	1107	59	223	26	129
33	SHEIKHPURA	98	298	68	263	17	81	8	61
34	SHEOHAR	39	88	20	74	7	19	4	18
35	SITAMARHI	248	935	169	710	26	111	13	73
36	SIWAN	228	964	189	898	21	128	7	87
37	SUPAUL	150	585	124	545	20	77	9	49
38	VAISHALI	200	968	182	862	29	143	13	82
	GRAND TOTAL	8422	29943	6601	27507	1266	5119	693	3385

STATE LEVEL BANKERS' COMMITTEE BIHAR, PATNA

(CONVENOR- STATE BANK OF INDIA)

BANK WISE PERFORMANCE : ANNUAL CREDIT PLAN (ACP) FY 2025 - 26 AS ON 31.03.2026

(Amount in Rs. Crore)

S.N	BANK NAME	AGRICULTURE			MSME			O P S			TPS			N P S			GRAND TOTAL		
		TARGET	ACHIE	%ACH	TARGET	ACHIE	%ACH	TARGET	ACHIE	%ACH	TARGET	ACHIE	%ACH	TARGET	ACHIE	%ACH	TARGET	ACHIE	%ACH
LEAD BANKS																			
1	STATE BANK OF INDIA	11052	5635.89	51.80	16298	13945.69	85.57	603	910.37	150.97	27953	20691.95	74.02	23965	30405.03	126.88	51918	51097.98	98.42
2	BANK OF BARODA	3683	2559.35	69.87	5400	3775.72	69.92	290	80.33	27.70	9353	6415.40	68.59	4150	5927.28	142.83	13503	12342.68	91.41
3	CANARA BANK	3725	980.68	25.79	5493	3654.65	66.53	316	167.63	53.05	9534	4782.96	50.17	4127	4031.07	97.68	13661	8814.03	64.52
4	CENTRAL BANK OF INDIA	4053	4244.05	104.71	8567	7709.96	90.00	376	282.18	75.05	12996	12236.19	94.15	3736	3014.51	52.55	18732	15250.70	81.42
5	PUNJAB NATIONAL BANK	7915	5260.29	66.46	15067	15834.70	103.77	480	350.35	72.99	23462	21245.34	90.55	10667	9180.81	86.07	34129	30426.15	89.15
6	UNION BANK OF INDIA	2143	1258.67	58.73	3620	3237.98	89.45	145	64.41	44.42	5908	4561.06	77.20	2530	1542.88	60.98	8438	6103.95	72.34
7	UCO BANK	2863	837.81	29.26	3889	1970.71	50.67	590	948.46	160.76	7342	3756.58	51.17	1397	779.18	55.78	8739	4536.16	51.91
OTHER BANKS																			
8	BANK OF INDIA	3766	2577.50	68.44	4636	3785.63	81.66	225	150.00	66.67	8627	6513.13	75.50	3110	3305.30	106.28	11737	9818.43	83.65
9	BANK OF MAHARASHTRA	600	194.15	32.36	677	444.49	65.66	62	76.68	123.68	1339	715.31	53.42	1441	558.56	38.76	2780	1273.88	45.82
10	INDIAN BANK	3551	1114.78	31.39	5200	6829.27	131.33	273	54.77	20.06	9024	7998.82	88.64	4820	8975.42	177.91	13844	16574.24	119.72
11	INDIAN OVERSEAS BANK	600	470.07	78.35	1202	774.19	64.41	65	45.50	70.00	1867	1289.77	69.08	451	557.24	123.56	2318	1847.01	79.68
12	PUNJAB AND SIND BANK	116	53.93	46.49	407	157.82	38.78	22	47.38	215.36	545	259.13	47.55	45	190.01	422.24	590	449.14	76.13
TOTAL PUBLIC SECTOR BANKS		44047	25367.19	57.59	70456	61920.82	87.89	3447	3178.06	92.20	117950	90466.06	76.70	62439	68068.29	109.02	190389	158534.34	87.88
PRIVATE BANKS																			
13	AXIS BANK	1980	1824.87	93.11	3867	3492.14	90.31	200	116.27	58.14	6027	5433.29	90.15	3790	5021.30	132.49	9817	10454.59	106.49
14	BANDHAN BANK	4778	3225.86	67.51	7378	2734.72	37.07	1780	541.52	30.42	13936	6502.11	46.66	4810	3063.68	63.69	18746	9565.78	51.09
15	FEDERAL BANK	160	86.22	53.89	163	162.07	99.43	11	0.31	2.82	334	248.60	74.43	480	628.52	130.94	814	877.12	107.75
16	HDFC BANK	2826	2863.01	101.31	7800	10112.06	129.64	200	101.94	50.97	10826	13077.01	120.79	10020	10255.98	102.36	20846	23332.99	111.93
17	IDCI BANK	1206	1106.43	91.74	6500	8842.63	136.04	160	27.78	17.36	7866	9976.84	126.83	6330	6890.20	108.85	14196	16667.04	118.82
18	IDBI BANK	764	447.04	58.51	1329	649.09	48.84	79	39.32	49.77	2172	1135.46	52.28	760	859.73	113.12	2932	1995.19	68.05
19	INDUSIND BANK	8268	1521.31	18.40	3203	1943.55	60.68	80	12.94	16.18	11551	3477.80	30.11	2116	1989.41	94.02	13667	5467.21	40.00
20	J & K BANK	3	0.01	0.33	27	35.20	130.37	1	2.95	295.00	31	38.16	123.10	8	41.75	521.68	39	79.91	204.90
21	KARNATAKA BANK	3	0.30	10.00	16	5.69	35.56	1	0.52	52.00	20	6.51	32.55	8	3.86	78.25	28	12.38	44.21
22	KOTAK MAHINDRA BANK	970	797.76	82.24	667	327.98	49.17	120	0.16	0.13	1757	1125.90	64.08	380	353.88	93.13	2137	1479.78	69.25
23	SOUTH INDIAN BANK	6	0.00	0.00	39	3.35	8.59	1	0.27	27.00	46	3.62	7.87	8	3.80	47.50	54	7.42	13.74
24	YES BANK	180	207.33	115.29	470	244.17	51.95	7	0.08	0.86	657	451.75	68.76	335	342.82	102.33	992	794.58	80.10
25	KARUR VYSYA BANK	3	0.00	0.00	12	1.37	11.42	1	0.00	0.00	16	1.37	8.56	8	4.41	55.13	24	5.78	24.08
26	IDFC FIRST BANK	255	301.10	118.08	184	193.08	104.93	14	1.06	7.57	453	495.23	109.32	950	1003.55	105.64	1403	1498.83	106.83
27	RBL BANK	1292	2079.33	160.94	54	31.07	57.54	6	5.86	94.33	1352	2116.05	156.51	151	21.01	13.91	1503	2137.06	142.19
TOTAL PRIVATE SECTOR BANKS		22674	14460.77	63.78	31709	28778.17	90.76	2661	850.77	31.97	57044	44089.71	77.29	30154	30485.94	101.10	87198	74575.65	85.52
Total COMM. BANKS		66721	39827.96	59.69	102165	90698.99	88.78	6108	4028.82	65.96	174994	134555.77	76.89	92593	98554.22	106.44	267587	233109.99	87.12
CO-OPERATIVE BANKS																			
28	STATE CO-OP. BANK	11930	11843.17	99.27	0	3.93	0.00	300	232.11	77.37	12230	12079.20	98.77	1000	1058.16	105.82	13230	13137.36	99.30
TOTAL CO-OPERATIVE BANKS		11930	11843.17	99.27	0	3.93	0.00	300	232.11	77.37	12230	12079.20	98.77	1000	1058.16	105.82	13230	13137.36	99.30
REGIONAL RURAL BANKS																			
29	BIHAR GRAMIN BANK	27626	20358.20	73.69	10520	8932.31	84.91	1082	361.84	35.29	39228	29672.36	75.64	1500	1801.36	120.09	40728	31473.72	77.28
TOTAL REGIONAL RURAL BANKS		27626	20358.20	73.69	10520	8932.31	84.91	1082	361.84	35.29	39228	29672.36	75.64	1500	1801.36	120.09	40728	31473.72	77.28
SMALL FINANCE BANK																			
30	JANA SMALL FIN. BANK	381	293.52	77.04	367	149.10	40.63	60	89.62	116.03	808	512.24	63.40	150	98.54	65.69	958	610.78	63.76
31	UJIVAN SMALL FIN. BANK	710	1250.86	176.18	1482	215.96	14.57	110	313.29	284.81	2302	1780.11	77.33	155	426.04	274.86	2457	2206.15	89.79
32	UTKARSH SMALL FIN. BANK	3952	2056.04	52.03	3885	209.95	5.43	1115	367.49	32.96	8932	2633.48	29.48	410	488.69	119.19	9342	3122.17	33.42
33	ESAF SMALL FIN. BANK	220	235.03	106.83	156	49.21	31.54	160	169.77	106.11	536	454.02	84.71	40	50.08	125.20	576	504.10	87.52
34	UNITY SMALL FINANCE BANK	460	329.09	71.54	445	15.63	3.51	65	7.13	10.97	970	351.85	36.27	152	114.65	75.43	1122	466.50	41.58
TOTAL SMALL FINANCE BANK		5723	4164.54	72.77	6315	639.86	10.13	1510	927.30	61.41	13548	5731.70	42.31	907	1178.00	129.88	14455	6909.70	47.80
GRAND TOTAL		112000	76193.87	68.03	119000	100275.08	84.26	9000	5570.08	61.89	240000	182039.02	75.85	96000	102591.75	106.87	336000	284630.77	84.71

STATE LEVEL BANKERS' COMMITTEE BIHAR, PATNA																			
(CONVENOR- STATE BANK OF INDIA)																			
DISTRICT WISE PERFORMANCE UNDER ANNUAL CREDIT PLAN (ACP) FY 2025 - 26 AS ON 31.03.2026																			
(Amount In Rs. Crore)																			
S.No.	DISTRICT NAME	AGRICULTURE			MSME			O P S			TPS			N P S			GRAND TOTAL		
		TARGET	ACHIE	%ACH	TARGET	ACHIE	%ACH	TARGET	ACHIE	%ACH	TARGET	ACHIE	%ACH	TARGET	ACHIE	%ACH	TARGET	ACHIE	%ACH
1	ARARIA	2249	1781.00	79.19	2122	1966.91	92.69	227	99.34	43.76	4598	3847.26	83.67	1428	1451.80	101.67	6026	5299.05	87.94
2	ARWAL	810	645.70	79.72	860	400.25	46.54	60	15.52	25.87	1730	1061.47	61.36	456	322.61	70.75	2186	1384.08	63.32
3	AURANGABAD	4516	2155.50	47.73	2071	1991.03	96.14	215	75.20	34.98	6802	4221.73	62.07	1493	1247.93	83.59	8295	5469.67	65.94
4	BANKA	1743	1010.51	57.98	1569	623.89	39.76	216	223.50	103.47	3528	1857.90	52.66	1042	619.19	59.42	4570	2477.09	54.20
5	BEGUSARAI	3572	2689.12	75.28	4071	3683.24	90.48	302	317.58	105.16	7945	6689.94	84.20	1850	2547.25	137.69	9795	9237.19	94.31
6	BHAGALPUR	4065	1732.22	42.61	5004	3478.07	69.51	405	479.64	118.43	9474	5689.93	60.06	2514	3136.57	124.76	11988	8826.50	73.63
7	BHOJPUR	3815	1904.88	49.93	3848	2321.32	60.33	233	125.12	53.70	7896	4351.51	55.11	1637	1828.10	111.67	9533	6179.41	64.82
8	BUXAR	2275	1204.18	52.93	2270	1039.55	45.80	157	55.69	35.47	4702	2299.42	48.90	1096	936.50	85.45	5798	3235.92	55.81
9	DARBHANGA	3692	1979.17	53.61	3640	3356.86	92.22	242	148.26	61.26	7574	5484.29	72.41	1933	2619.52	135.52	9507	8103.81	85.24
10	GAYA	4602	3190.86	69.34	5529	4283.96	77.48	343	215.36	62.79	10474	7690.17	73.42	2758	3728.70	135.20	13232	11418.87	86.30
11	GOPALGANJ	4406	1434.87	32.57	1794	1551.29	86.47	219	68.80	31.42	6419	3054.96	47.59	1334	1279.53	95.92	7753	4334.49	55.91
12	JAMUI	1525	788.21	51.69	1276	716.63	56.16	146	59.66	40.86	2947	1564.51	53.09	793	954.90	120.42	3740	2519.41	67.36
13	JEHANABAD	1228	616.81	50.23	1546	623.84	40.35	77	34.55	44.87	2851	1275.20	44.73	797	700.08	87.84	3648	1975.28	54.15
14	KAIMUR (BHABUA)	2780	1707.10	61.41	1781	756.09	42.45	135	42.92	31.79	4696	2506.10	53.37	979	811.80	82.92	5675	3317.91	58.47
15	KATIHAR	2382	2195.58	92.17	3048	2619.36	85.94	241	128.62	53.37	5671	4943.56	87.17	1673	1746.88	104.42	7344	6690.44	91.10
16	KHAGARIA	1914	988.26	51.63	1349	1070.26	79.34	139	47.56	34.22	3402	2106.07	61.91	774	780.44	100.83	4176	2886.51	69.12
17	KISHANGANJ	1329	1380.45	103.87	1568	1094.57	69.81	156	74.27	47.61	3053	2549.29	83.50	904	923.99	102.21	3957	3473.28	87.78
18	LAKHISARAI	1334	664.01	49.78	1137	499.77	43.96	108	45.34	41.98	2579	1209.12	46.88	607	540.79	89.09	3186	1749.91	54.92
19	MADHEPURA	1538	1052.48	68.43	1348	957.36	71.02	122	41.05	33.65	3008	2050.90	68.18	1131	917.28	81.10	4139	2968.18	71.71
20	MADHUBANI	3109	2101.31	67.59	3425	2370.86	69.22	260	94.02	36.16	6794	4566.18	67.21	1902	1689.98	88.85	8696	6256.17	71.94
21	MUNGER	1613	541.97	33.60	1805	738.45	40.91	167	122.08	73.10	3585	1402.50	39.12	1080	1234.26	114.28	4665	2636.76	56.52
22	MUZAFFARPUR	6045	3606.48	59.66	6029	6172.25	102.38	436	264.39	60.64	12510	10043.12	80.28	5611	5219.99	93.03	18121	15263.10	84.23
23	NALANDA	3247	1833.26	56.46	3004	2302.07	76.63	233	272.45	116.93	6484	4407.78	67.98	1660	1828.24	110.13	8144	6236.02	76.57
24	NAWADA	1857	1158.86	62.40	1576	1284.71	81.52	169	64.82	38.36	3602	2508.39	69.64	994	1013.80	101.99	4596	3522.20	76.64
25	PASHCHIM CHAMPARAN	2940	2310.20	78.58	3248	2368.08	72.91	250	94.96	37.98	6438	4773.25	74.14	1776	2032.32	114.43	8214	6805.57	82.85
26	PATNA	7415	12862.00	173.46	21429	26291.95	122.69	1092	1194.22	109.36	29936	40348.18	134.78	39077	42589.33	108.99	69013	82937.51	120.18
27	PURBI CHAMPARAN	4443	3465.87	78.01	4262	3790.61	88.94	351	118.03	33.63	9056	7374.51	81.43	2559	2862.61	111.86	11615	10237.13	88.14
28	PURNIA	2436	2468.30	101.33	4105	4391.35	106.98	286	200.91	70.25	6827	7060.56	103.42	2123	2446.97	115.26	8950	9507.52	106.23
29	ROHTAS	3229	2186.09	67.70	3215	2661.09	82.77	266	98.00	36.84	6710	4945.17	73.70	1733	1690.25	97.53	8443	6635.42	78.59
30	SAHARSA	1789	859.94	48.07	1357	1098.18	80.93	102	81.92	80.31	3248	2040.04	62.81	945	1088.83	115.22	4193	3128.88	74.62
31	SAMASTIPUR	4192	3045.28	72.65	4101	3371.56	82.21	325	147.71	45.45	8618	6564.56	76.17	2183	2151.20	98.54	10801	8715.76	80.69
32	SARAN	3795	2121.21	55.89	4124	2194.08	53.20	329	148.56	45.16	8248	4463.84	54.12	2103	2312.46	109.96	10351	6776.31	65.47
33	SHEIKHPURA	729	406.02	55.70	835	392.69	47.03	70	16.55	23.64	1634	815.26	49.89	440	387.85	88.15	2074	1203.11	58.01
34	SHEOHAR	582	342.95	58.93	587	215.72	36.75	39	9.50	24.36	1208	588.17	47.03	334	216.93	64.95	1542	785.10	50.91
35	SITAMARHI	2158	1435.87	66.54	2268	1618.61	71.37	162	68.34	42.19	4588	3122.82	68.06	1296	1348.36	104.04	5884	4471.18	75.99
36	SIWAN	3698	2249.34	60.83	3821	2263.49	59.24	293	100.04	34.14	7812	4612.86	59.05	1771	1925.58	108.73	9583	6538.44	68.23
37	SUPAUL	1739	953.31	54.82	1744	944.02	54.13	124	35.86	28.92	3607	1933.19	53.60	1128	1243.02	110.20	4735	3176.22	67.08
38	VAISHALI	7209	3124.71	43.34	2234	2771.05	124.04	303	139.73	46.12	9746	6035.49	61.93	2086	2215.89	106.23	11832	8251.38	69.74
	GRAND TOTAL	112000	76193.87	68.03	119000	100275.08	84.26	9000	5570.08	61.89	240000	182039.02	75.85	96000	102591.75	106.87	336000	284630.77	84.71

STATE LEVEL BANKERS' COMMITTEE BIHAR, PATNA												
(CONVENOR- STATE BANK OF INDIA)												
BANK WISE OUTSTANDING ADVANCES AS ON 31.03.2026												
(Amount in Rs. Crore)												
Sr. No.	BANK NAME	TOTAL ADVANCES	PRIO SEC. ADV	% OF PS ADV	AGL ADV	% OF AGL ADV	MSME	% OF MSME ADV	OPS ADV	% OF OPS ADV	NPS ADV	% OF NPS ADV
LEAD BANKS												
1	STATE BANK OF INDIA	84389.29	32065.07	38.00	11430.15	13.54	14528.47	17.22	6106.45	7.24	52324.25	62.00
2	BANK OF BARODA	17394.88	8827.09	50.75	3759.63	21.61	4146.91	23.84	920.55	5.29	8567.81	49.25
3	CANARA BANK	17165.21	8072.18	47.03	2666.22	15.53	4024.08	23.44	1381.87	8.05	9093.04	52.97
4	CENTRAL BANK OF INDIA	14594.33	10582.70	72.51	5030.40	34.47	4578.81	31.37	973.49	6.67	4011.65	27.49
5	PUNJAB NATIONAL BANK	27277.81	17909.47	65.66	7356.76	26.97	8333.78	30.55	2218.92	8.13	9368.32	34.34
6	UNION BANK OF INDIA	7417.32	4366.43	58.87	1573.50	21.21	2373.18	32.00	419.76	5.66	3050.93	41.13
7	UCO BANK	7222.59	5442.69	75.36	1650.88	22.86	2531.92	35.06	1259.89	17.44	1779.87	24.64
OTHER BANKS												
8	BANK OF INDIA	14887.79	9894.94	66.46	4037.92	27.12	4710.62	31.64	1146.39	7.70	4992.90	33.54
9	BANK OF MAHARASHTRA	2346.83	979.78	41.75	252.51	10.76	501.21	21.36	226.06	9.63	1367.03	58.25
10	INDIAN BANK	13410.03	6436.97	48.00	2041.56	15.22	3996.47	29.80	398.95	2.98	6973.05	52.00
11	INDIAN OVERSEAS BANK	2335.77	1170.02	50.09	344.55	14.75	573.75	24.56	251.72	10.78	1165.76	49.91
12	PUNJAB AND SIND BANK	508.54	318.79	62.69	66.58	13.09	200.65	39.46	51.56	10.14	189.76	37.31
TOTAL PUBLIC SECTOR BANKS		208950.39	106066.13	50.76	40210.66	19.24	50499.85	24.17	15355.61	7.35	102884.37	49.24
PRIVATE BANKS												
13	AXIS BANK	14072.40	5866.00	41.68	1944.20	13.82	3656.86	25.99	264.94	1.88	8206.42	58.32
14	BANDHAN BANK	9510.79	6150.44	64.67	2873.85	30.22	2780.98	29.24	495.6	5.21	3360.25	35.33
15	FEDERAL BANK	589.68	217.73	36.92	69.95	11.86	141.5	24.00	6.28	1.06	371.94	63.07
16	HDFC BANK	28625.68	14612.20	51.05	3129.77	10.93	10791.82	37.70	690.61	2.41	14013.49	48.95
17	ICICI BANK	18417.19	9448.17	51.30	997.28	5.41	8228.56	44.68	222.32	1.21	8969.13	48.70
18	IDBI BANK	3247.28	1578.88	48.62	505.90	15.58	677.11	20.85	395.85	12.19	1668.41	51.38
19	INDUSIND BANK	7637.12	5276.87	69.10	3091.79	40.48	2167.71	28.38	17.37	0.23	2360.26	30.91
20	J & K BANK	111.84	41.68	37.27	0.01	0.01	36.52	32.65	5.15	4.60	70.16	62.73
21	KARNATAKA BANK	20.16	10.31	51.14	0.38	1.88	7.69	38.14	2.24	11.11	9.85	48.86
22	KOTAK MAHINDRA BANK	2203.39	1550.84	70.38	1053.06	47.79	495.88	22.51	1.91	0.09	652.54	29.62
23	SOUTH INDIAN BANK	7.74	3.31	42.76	0.00	0.00	3.08	39.79	0.23	2.97	4.43	57.24
24	YES BANK	855.62	530.40	61.99	259.96	30.38	270.13	31.57	0.31	0.04	325.22	38.01
25	KARUR VYSYA BANK	11.08	2.41	21.75	0.00	0.00	2.22	20.04	0.19	1.71	8.67	78.25
26	IDFC FIRST BANK	1774.44	617.17	34.78	338.94	19.10	261.75	14.75	16.48	0.93	1157.28	65.22
27	RBL BANK	2388.74	2378.77	99.58	2367.52	99.11	5.49	0.23	5.76	0.24	9.96	0.42
TOTAL PRIVATE SECTOR BANKS		89473.15	48285.18	53.97	16632.61	18.59	29527.3	33.00	2125.24	2.38	41188.01	46.03
Total COMM. BANKS		298423.54	154351.31	51.72	56843.27	19.05	80027.15	26.82	17480.85	5.86	144072.38	48.28
CO-OPERATIVE BANKS												
28	STATE CO-OP. BANK	12873.32	11841.07	91.98	11687.55	90.79	16.27	0.13	137.25	1.07	1032.25	8.02
TOTAL CO-OPERATIVE BANKS		12873.32	11841.07	91.98	11687.55	90.79	16.27	0.13	137.25	1.07	1032.25	8.02
REGIONAL RURAL BANKS												
29	BIHAR GRAMIN BANK	32717.62	30506.21	93.24	25269.69	77.24	3902.25	11.93	1334.27	4.08	2211.50	6.76
TOTAL REGIONAL RURAL BANKS		32717.62	30506.21	93.24	25269.69	77.24	3902.25	11.93	1334.27	4.08	2211.50	6.76
SMALL FINANCE BANK												
30	JANA SMALL FIN. BANK	1076.21	928.74	86.30	448.62	41.69	376.13	34.95	103.99	9.66	147.47	13.70
31	UJIVAN SMALL FIN. BANK	2529.30	1962.18	77.58	1369.06	54.13	349.44	13.82	243.67	9.63	567.12	22.42
32	UTKARSH SMALL FIN. BANK	4324.50	3702.78	85.62	2443.23	56.50	694.14	16.05	565.41	13.07	621.73	14.38
33	ESAF SMALL FIN. BANK	415.70	382.93	92.12	284.78	68.51	95.83	23.05	2.31	0.56	32.78	7.89
34	UNITY SMALL FINANCE BANK	650.63	536.76	82.50	444.06	68.25	63.1	9.70	29.61	4.55	113.87	17.50
TOTAL SMALL FINANCE BANK		8996.34	7513.39	83.52	4989.75	55.46	1578.64	17.55	944.99	10.50	1482.97	16.48
GRAND TOTAL		353010.82	204211.98	57.85	98790.26	27.99	85524.31	24.23	19897.36	5.64	148799.10	42.15

STATE LEVEL BANKERS' COMMITTEE BIHAR, PATNA

(CONVENOR- STATE BANK OF INDIA)

DISTRICT WISE OUTSTANDING ADVANCES AS ON 31.03.2026

(Amount In Rs. Crore)

S.N.	DISTRICT NAME	TOTAL ADVANCES	PRIO SEC. ADV	% OF PS ADV	AGL ADV	% OF AGL ADV	MSME	% OF MSME ADV	OPS ADV	% OF OPS ADV	NPS ADV	% OF NPS ADV
1	ARARIA	6293.88	4172.64	66.72	2303.80	36.84	1634.67	26.14	234.18	3.74	2058.67	32.92
2	ARWAL	1386.28	880.04	63.48	524.38	37.83	303.29	21.88	52.36	3.78	508.72	36.70
3	AURANGABAD	6137.76	4162.90	67.82	2319.31	37.79	1526.69	24.87	316.89	5.16	1975.04	32.18
4	BANKA	3352.56	2357.93	70.33	1369.78	40.86	717.52	21.40	270.63	8.07	989.41	29.51
5	BEGUSARAI	11425.10	7480.28	65.47	3508.80	30.71	3314.11	29.01	657.36	5.75	3927.56	34.38
6	BHAGALPUR	11711.34	6542.22	55.86	2194.75	18.74	3436.56	29.34	910.93	7.78	5196.34	44.37
7	BHOJPUR	6839.12	4041.68	59.10	1945.94	28.45	1530.83	22.38	564.90	8.26	2858.71	41.80
8	BUXAR	4095.91	2574.07	62.84	1428.35	34.87	883.77	21.58	261.95	6.40	1532.30	37.41
9	DARBHANGA	9896.95	5337.23	53.93	2376.11	24.01	2374.39	23.99	586.74	5.93	4542.90	45.90
10	GAYA	14816.90	9095.59	61.39	4141.41	27.95	3950.09	26.66	1004.09	6.78	5741.64	38.75
11	GOPALGANJ	5798.39	3733.77	64.39	2166.92	37.37	1325.20	22.85	241.64	4.17	2035.74	35.11
12	JAMUI	3368.51	2082.87	61.83	1348.83	40.04	624.00	18.52	110.04	3.27	1268.50	37.66
13	JEHANABAD	2660.82	1618.54	60.83	884.25	33.23	572.26	21.51	162.03	6.09	1060.31	39.85
14	KAIMUR (BHABUA)	3756.26	2516.05	66.98	1729.97	46.06	612.54	16.31	173.55	4.62	1244.01	33.12
15	KATI HAR	8007.16	5260.97	65.70	3045.84	38.04	1818.03	22.71	397.10	4.96	2721.06	33.98
16	KHAGARIA	3550.25	2347.86	66.13	1536.74	43.29	709.60	19.99	101.51	2.86	1191.56	33.56
17	KISHANGANJ	4163.76	2806.23	67.40	1770.68	42.53	847.38	20.35	188.17	4.52	1348.04	32.38
18	LAKHISARAI	2222.17	1383.75	62.27	870.84	39.19	408.97	18.40	103.95	4.68	831.27	37.41
19	MADHEPURA	4166.52	2668.75	64.05	1667.75	40.03	862.06	20.69	138.94	3.33	1489.12	35.74
20	MADHUBANI	7697.16	4774.89	62.03	2855.55	37.10	1508.71	19.60	410.62	5.33	2885.63	37.49
21	MUNGER	3707.67	1828.36	49.31	850.38	22.94	721.98	19.47	256.00	6.90	1881.44	50.74
22	MUZAFFARPUR	20701.91	12205.84	58.96	5185.70	25.05	5755.50	27.80	1264.64	6.11	8516.16	41.14
23	NALANDA	7509.72	4639.96	61.79	2356.23	31.38	1880.87	25.05	402.86	5.36	2874.76	38.28
24	NAWADA	4675.70	3076.24	65.79	1798.25	38.46	970.65	20.76	307.34	6.57	1609.79	34.43
25	PASHCHIM CHAMPARAN	8476.21	5296.26	62.48	3054.07	36.03	1818.63	21.46	423.56	5.00	3140.59	37.05
26	PATNA	98072.97	44445.23	45.32	14373.58	14.66	23859.14	24.33	6212.51	6.33	53852.90	54.91
27	PURBI CHAMPARAN	12816.87	8533.69	66.58	4890.88	38.16	3201.26	24.98	441.55	3.45	4222.00	32.94
28	PURNIA	11580.49	7616.63	65.77	3280.01	28.32	3615.55	31.22	721.07	6.23	3991.91	34.47
29	ROHTAS	7989.97	5219.49	65.33	2603.30	32.58	2182.96	27.32	433.23	5.42	2765.00	34.61
30	SAHARSA	4549.41	2784.31	61.20	1548.65	34.04	1067.77	23.47	167.90	3.69	1751.15	38.49
31	SAMASTIPUR	10516.87	6860.71	65.24	3757.36	35.73	2553.08	24.28	550.27	5.23	3661.24	34.81
32	SARAN	8601.90	5145.35	59.82	2786.09	32.39	1944.70	22.61	414.54	4.82	3421.43	39.78
33	SHEIKHPURA	1667.34	1068.67	64.09	598.69	35.91	392.54	23.54	77.44	4.64	593.39	35.59
34	SHEOHAR	1199.07	798.57	66.60	540.78	45.10	214.15	17.86	43.64	3.64	400.87	33.43
35	SITAMARHI	6101.21	3861.63	63.29	2158.11	35.37	1414.00	23.18	289.50	4.74	2235.77	36.64
36	SIWAN	8491.02	5576.67	65.68	3228.75	38.03	2002.96	23.59	344.98	4.06	2867.75	33.77
37	SUPAUL	4375.03	2564.98	58.63	1602.41	36.63	817.13	18.68	145.45	3.32	1793.26	40.99
38	VAISHALI	10670.66	6851.13	64.21	4187.00	39.24	2150.80	20.16	513.32	4.81	3813.17	35.74
	GRAND TOTAL	353010.82	204211.98	57.85	98790.24	27.99	85524.33	24.23	19897.38	5.64	148799.11	42.15

STATE LEVEL BANKERS' COMMITTEE BIHAR, PATNA

(CONVENOR- STATE BANK OF INDIA)

BANK WISE TOTAL ANNUAL CREDIT PLAN (ACP) PRIORITY SECTOR DISBURSEMENT FY : 2025 - 26 AS ON 31.03.2026

Amount in Rs Crore

S.N.	Name of Bank	PRIORITY SECTOR DISBURSEMENT																										
		AGRICULTURE			MSME			EXPORT CREDIT			EDUCATION			HOUSINGS			SOCIAL INFRASTRUCTURE			RENEWABLE ENERGY			OTHER			TOTAL PRIORITY SECTOR		
		TARGET	ACHIE.	% ACHIE.	TARGET	ACHIE.	% ACHIE.	TARGET	ACHIE.	% ACHIE.	TARGET	ACHIE.	% ACHIE.	TARGET	ACHIE.	% ACHIE.	TARGET	ACHIE.	% ACHIE.	TARGET	ACHIE.	% ACHIE.	TARGET	ACHIE.	% ACHIE.	TARGET	ACHIE.	% ACHIE.
LEAD BANKS																												
1	STATE BANK OF INDIA	11052	9235.89	82.80	16298	13945.69	85.57	0	0	0.00	109	159.11	147.43	349	664.41	190.38	39	4.97	12.74	39	81.77	209.67	60	0.00	0.00	27953	23681.95	74.02
2	BANK OF BARODA	3663	2599.38	70.97	5400	3779.72	69.92	0	0	0.00	58	31.89	54.98	111	39.14	34.54	38	0.43	1.13	38	0.24	0.63	43	8.62	20.09	9353	6415.40	68.59
3	CANARA BANK	3723	960.68	25.79	5499	3654.66	66.53	0	0	0.00	57	49.33	87.51	143	105.44	75.75	36	0.00	0.00	36	12.17	31.29	42	0.18	0.43	8534	4782.96	50.17
4	CENTRAL BANK OF INDIA	4053	4244.05	104.71	2567	7709.96	90.00	0	0	0.00	68	31.82	50.51	261	249.13	154.74	36	0.89	2.47	38	0.00	0.00	78	0.33	0.42	12986	12236.19	94.15
5	PUNJAB NATIONAL BANK	7915	5260.29	66.46	15067	15634.70	103.77	0	0	0.00	73	49.94	68.41	270	270.06	100.02	38	0.00	0.00	38	29.24	76.95	61	1.11	1.82	23482	21245.34	90.55
6	UNION BANK OF INDIA	2143	1258.67	58.73	3620	3237.98	89.45	0	0	0.00	39	29.87	76.59	39	29.57	70.82	25	0.74	2.96	38	0.00	0.00	6	4.24	70.67	5908	4561.06	77.20
7	UCO BANK	2962	837.81	28.26	3899	1970.71	50.67	0	0	0.00	55	5.04	10.95	135	49.30	36.52	35	22.12	92.06	37	0.05	0.14	328	860.95	262.45	7342	3756.99	51.17
OTHER BANKS																												
8	BANK OF INDIA	3766	2577.50	68.44	4636	3785.63	81.66	0	0	0.00	44	16.38	37.23	93	121.10	140.97	35	0.00	0.00	38	0.00	0.00	15	2.52	16.80	8627	6513.13	75.50
9	BANK OF MAHARASHTRA	600	194.15	32.36	677	444.49	65.66	0	0	0.00	10	5.24	52.40	40	38.30	95.75	1	0.00	0.00	4	0.00	0.00	7	33.13	473.29	1339	715.31	53.42
10	INDIAN BANK	3551	1114.78	31.39	5200	6829.27	131.33	0	0	0.00	57	5.72	11.79	84	43.63	51.94	39	0.00	0.00	40	4.42	11.05	53	0.00	0.00	9024	7998.82	88.54
11	INDIAN OVERSEAS BANK	600	470.07	78.35	1202	774.19	64.41	0	0	0.00	6	1.64	27.33	51	41.90	82.16	1	0.00	0.00	4	1.53	38.25	3	0.44	14.67	1867	1289.77	69.08
12	PUNJAB AND SIND BANK	116	53.93	46.49	407	157.82	38.78	0	0	0.00	5	3.46	69.20	10	42.75	427.50	2	0.06	3.00	3	0.00	0.00	2	1.11	55.90	545	259.13	47.55
Total Public Sector Bank		44047	25367.19	57.59	70456	61920.82	87.89	0	0	0.00	575	392.12	68.19	1488	1704.72	114.56	325	39.32	12.10	353	129.37	36.65	706	912.53	129.25	117950	90466.06	76.70
PRIVATE BANKS																												
13	AXIS BANK	1960	1824.87	93.11	3867	1492.14	38.51	0	0	0.00	49	4.27	8.71	64	2.63	4.18	32	0.00	0.00	14	0.00	0.00	41	108.33	266.66	6027	5433.29	90.15
14	BANDHAN BANK	4778	3225.86	67.51	7378	2794.72	37.07	0	0	0.00	39	0.00	0.00	149	9.98	6.70	36	0.00	0.00	36	0.00	0.00	1521	591.54	34.95	13988	6982.11	46.66
15	FEDERAL BANK	160	85.22	53.29	163	162.07	99.43	0	0	0.00	1	0.00	0.00	5	0.11	2.20	1	0.00	0.00	1	0.20	20.00	3	0.00	0.00	324	248.60	74.43
16	HDFC BANK	2828	2865.01	101.31	7800	10112.06	129.64	0	0	0.00	55	0.77	1.40	110	75.53	68.66	2	0.19	9.50	25	0.00	0.00	8	25.46	318.25	10828	13077.01	120.79
17	ICICI BANK	1206	1106.43	91.74	6500	3842.63	59.12	0	0	0.00	40	5.70	14.25	70	18.86	26.94	5	0.00	0.00	5	0.00	0.00	40	3.22	8.05	7966	9976.94	125.83
18	IDBI BANK	764	447.04	58.51	1329	649.09	48.84	0	0	0.00	5	3.33	66.60	29	34.33	118.38	1	1.56	156.00	5	0.09	1.90	39	0.00	0.00	2172	1135.46	52.28
19	INDUSIND BANK	8268	3521.31	42.40	3203	1943.55	60.68	0	0	0.00	4	0.00	0.00	23	0.00	0.00	1	0.03	3.00	10	0.00	0.00	42	12.91	30.74	11551	3477.90	30.11
20	J & K BANK	3	0.01	0.33	27	35.20	130.37	0	0	0.00	1	0.33	33.00	0	0.05	0.00	0	0.20	0.00	0	0.02	0.00	0	2.36	0.00	31	38.16	123.10
21	KARNATAKA BANK	3	0.30	10.00	16	5.69	35.56	0	0	0.00	1	0.02	2.00	0	0.50	0.00	0	0.00	0.00	0	0.00	0.00	0	0.00	0.00	10	6.51	32.55
22	KOTAK MAHINDRA BANK	970	797.76	82.24	667	327.98	49.17	0	0	0.00	8	0.00	0.00	35	0.00	0.00	1	0.00	0.00	1	0.00	0.00	75	0.16	0.21	1757	1125.90	64.08
23	SOUTH INDIAN BANK	6	0.00	0.00	39	3.35	8.59	0	0	0.00	1	0.00	0.00	0	0.00	0.00	0	0.00	0.00	0	0.00	0.00	0	0.27	0.00	46	3.62	7.87
24	YES BANK	180	207.53	115.29	470	244.17	51.95	0	0	0.00	1	0.03	3.00	3	0.00	0.00	1	0.00	0.00	1	0.00	0.00	1	0.03	3.00	657	451.75	68.75
25	KARUR VYSYA BANK	3	0.00	0.00	12	1.37	11.42	0	0	0.00	1	0.00	0.00	0	0.00	0.00	0	0.00	0.00	0	0.00	0.00	0	0.00	0.00	18	1.37	8.56
26	IDFC FIRST BANK	255	301.10	118.08	184	193.09	104.93	0	0	0.00	2	0.08	0.00	9	1.06	11.78	1	0.00	0.00	1	0.00	0.00	1	0.00	0.00	455	495.23	109.52
27	RBL BANK	1292	2079.33	160.94	54	31.07	57.54	0	0	0.00	1	0.00	0.00	2	0.00	0.00	1	0.00	0.00	1	0.00	0.00	1	5.66	566.00	1352	2116.09	156.51
Total Private Sector Bank		21674	14460.77	67.73	31708	23778.17	74.76	0	0	0.00	209	14.45	6.91	499	142.11	28.63	81	1.99	2.46	100	0.31	0.31	1772	690.92	38.99	57044	44089.71	77.29
Total COMM. BANKS		66721	39827.96	59.69	102195	90698.99	88.78	0	0	0.00	784	406.57	51.86	1987	1847.83	99.00	406	41.31	10.17	483	129.68	28.83	2478	1603.44	64.71	174994	134555.77	76.89
CO-OPERATIVE BANKS																												
28	STATE CO-OP. BANK	11930	11843.17	99.27	0	3.93	0.00	0	0	0.00	1	0.08	8.00	87	7.22	8.30	16	0.00	0.00	4	0.00	0.00	192	224.80	117.08	12230	12079.20	98.77
Total Cooperative Bank		11930	11843.17	99.27	0	3.93	0.00	0	0	0.00	1	0.08	8.00	87	7.22	8.30	16	0.00	0.00	4	0.00	0.00	192	224.80	117.08	12230	12079.20	98.77
REGIONAL RURAL BANKS																												
29	BIHAR GRAMIN BANK	27628	20358.20	73.69	10520	3932.31	34.91	0	0	0.00	48	50.99	110.85	375	304.78	81.27	35	0.00	0.00	41	3.74	9.12	585	22.33	3.82	35228	29672.36	75.64
Total Region Rural Bank		27628	20358.20	73.69	10520	3932.31	34.91	0	0	0.00	48	50.99	110.85	375	304.78	81.27	35	0.00	0.00	41	3.74	9.12	585	22.33	3.82	35228	29672.36	75.64
SMALL FINANCE BANK																												
30	JANA SMALL FIN. BANK	351	299.52	77.04	367	149.10	40.63	0	0	0.00	2	0.00	0.00	7	2.21	117.29	1	0.00	0.00	1	0.00	0.00	49	61.41	125.33	305	512.24	63.40
31	UJIVAN SMALL FIN. BANK	710	1250.86	176.18	1482	215.96	14.57	0	0	0.00	2	0.00	0.00	4	52.89	1324.75	1	0.00	0.00	2	0.00	0.00	101	260.30	257.72	2302	1780.11	77.33
32	UTKARSH SMALL FIN. BANK	1952	2088.04	106.97	3895	209.95	5.43	0	0	0.00	25	0.08	0.00	25	6.28	25.12	12	0.14	1.17	7	0.00	0.00	1048	361.07	34.45	8552	2633.48	29.48
33	ESAF SMALL FIN. BANK	220	235.03	106.83	196	45.21	23.07	0	0	0.00	1	0.00	0.00	3	0.00	0.00	1	0.00	0.00	1	0.00	0.00	154	169.77	110.24	536	494.02	84.71
34	UNITY SMALL FINANCE BANK	480	329.09	68.56	445	15.63	3.51	0	0	0.00	1	0.00	0.00	2	0.00	0.00	1	3.65	365.00	1	0.00	0.00	60	3.40	5.80	970	351.55	36.27
Total Small Financial Bank		5723	4184.54	72.77	6315	639.96	10.13	0	0	0.00	29	0.00	0.00	41	67.48	164.59	16	3.79	23.69	11	0.00	0.00						

STATE LEVEL BANKERS' COMMITTEE BIHAR, PATNA

(CONVENOR - STATE BANK OF INDIA)

DISTRICT WISE DISBURSEMENT : ANNUAL CREDIT PLAN (ACP) PRIORITY SECTOR FY 2025 -26 AS ON : 31.03.2025

Amount in Crore

S.N.	District Name	PRIORITY SECTOR																										
		AGRICULTURE			MSME			EXPORT CREDIT			EDUCATION			HOUSING			SOCIAL INFRASTRUCTURE			RENEWABLE ENERGY			OTHER			TOTAL PRIORITY SECTOR		
		TARGET	ACHIE.	% ACHIE.	TARGET	ACHIE.	% ACHIE.	TARGET	ACHIE.	% ACHIE.	TARGET	ACHIE.	% ACHIE.	TARGET	ACHIE.	% ACHIE.	TARGET	ACHIE.	% ACHIE.	TARGET	ACHIE.	% ACHIE.	TARGET	ACHIE.	% ACHIE.	TARGET	ACHIE.	% ACHIE.
1	ARARIA	2249	1781.00	79.19	2122	1996.91	92.69	0	0.00	0.00	27	4.81	18.29	41	26.77	65.29	11	0.87	7.25	12	0.17	1.42	143	86.72	48.01	4388	3847.26	87.67
2	ARWAL	810	648.70	79.72	860	400.23	46.54	0	0.00	0.00	14	1.83	9.50	19	4.91	23.74	2	0.00	0.00	8	0.40	5.00	17	9.28	54.39	1730	1081.47	61.96
3	AURANGABAD	4918	2155.30	47.73	2071	1991.03	96.14	0	0.00	0.00	17	6.76	38.76	31	37.79	72.67	13	0.08	0.40	12	0.76	6.33	119	29.84	25.08	6802	4211.73	61.07
4	BANKA	1743	1010.51	57.96	1569	823.89	59.76	0	0.00	0.00	19	2.83	14.68	48	11.90	24.79	11	0.08	0.67	13	1.11	8.34	124	207.99	167.41	3526	1897.90	53.96
5	BEGUSARAI	3972	2689.12	75.28	4071	3583.24	90.48	0	0.00	0.00	26	9.98	38.38	84	59.26	70.55	14	0.47	3.36	13	3.77	29.00	165	244.10	147.94	7945	6509.94	84.20
6	BHAGALPUR	4063	1732.22	42.61	5004	3478.07	69.51	0	0.00	0.00	27	23.19	85.78	90	96.54	106.82	12	0.14	1.17	15	6.54	40.27	281	234.15	125.68	8474	5693.93	60.06
7	BHOJIPUR	3813	1904.88	49.93	3848	2221.31	60.33	0	0.00	0.00	22	7.89	35.86	69	71.95	105.71	13	0.00	0.00	13	4.03	31.00	118	40.25	34.70	7896	4351.31	55.11
8	BUXAR	2278	1204.18	52.93	2270	1039.53	45.80	0	0.00	0.00	20	4.65	23.25	48	28.51	61.98	11	0.00	0.00	12	0.75	6.26	67	21.76	32.51	4702	2299.42	48.90
9	DARBHANGA	3992	1979.17	49.61	3640	3356.86	92.22	0	0.00	0.00	20	18.99	94.63	79	73.88	93.52	11	1.13	9.42	13	2.26	17.38	118	51.06	44.12	7374	5484.29	74.41
10	GAYA	4602	3190.86	69.34	5529	4283.96	77.48	0	0.00	0.00	28	49.51	176.82	102	97.33	95.42	13	0.02	0.13	16	6.72	42.00	184	61.78	33.58	10474	7990.17	76.42
11	GOPALGANJ	4406	1434.87	32.57	1794	1551.29	86.47	0	0.00	0.00	17	8.71	51.24	31	37.34	73.22	14	0.01	0.07	12	0.98	4.67	125	22.19	17.73	6418	3034.96	47.58
12	JAMUI	1925	788.21	40.99	1276	716.53	56.16	0	0.00	0.00	17	1.99	9.94	36	13.36	42.64	12	0.00	0.00	12	0.64	5.33	69	41.98	60.84	2947	1564.51	53.08
13	JEHANABAD	1228	616.81	50.23	1546	823.84	53.29	0	0.00	0.00	16	3.64	22.75	25	20.55	82.20	12	0.08	0.50	13	0.82	4.77	11	9.67	87.91	2851	1173.20	44.73
14	KAIMUR (BHABUA)	2780	1707.10	61.41	1781	756.09	42.45	0	0.00	0.00	16	2.31	14.44	38	14.94	39.32	12	0.00	0.00	12	1.14	9.50	57	24.52	43.00	4896	2305.10	47.17
15	KATIHAR	2882	2195.56	76.17	3048	2619.36	86.34	0	0.00	0.00	20	5.99	29.95	60	72.29	120.46	11	0.20	1.67	12	0.44	3.67	137	49.70	36.28	3671	4943.96	87.17
16	KHAGARIA	1914	988.26	51.63	1349	1070.26	79.34	0	0.00	0.00	15	2.48	16.53	31	9.13	29.52	11	0.08	0.67	12	1.11	9.25	69	34.73	50.33	3402	2108.07	61.91
17	KISHANGANJ	1329	1380.45	103.87	1968	1094.57	60.81	0	0.00	0.00	15	3.47	23.13	39	29.93	56.94	11	0.00	0.00	12	0.33	2.75	82	30.94	61.83	3033	2549.26	83.80
18	LAKEHARA	1334	864.01	64.77	1137	499.77	43.96	0	0.00	0.00	16	2.31	14.44	29	22.54	49.24	11	0.20	1.67	13	0.71	5.46	38	29.58	77.84	2579	1209.12	46.88
19	MADHEPURA	1538	1092.48	70.98	1348	957.35	71.02	0	0.00	0.00	15	3.81	24.07	36	15.77	43.81	12	0.08	0.67	12	1.11	9.25	47	20.49	43.60	3006	2090.90	69.22
20	MADHUBANI	3109	2101.31	67.59	3425	2370.36	69.23	0	0.00	0.00	18	11.30	62.78	81	50.73	62.63	13	1.86	14.31	12	1.05	8.75	136	29.06	21.36	6794	4566.18	67.11
21	MUNGER	1623	941.87	58.02	1823	738.43	40.51	0	0.00	0.00	16	4.81	30.69	45	23.65	59.22	12	0.00	0.00	12	1.28	15.67	82	61.34	111.39	3383	1402.50	59.13
22	MUZAFFARPUR	6045	3605.48	59.66	6029	6172.23	102.38	0	0.00	0.00	38	26.99	71.08	127	142.34	112.00	14	0.06	0.43	13	8.82	49.00	239	86.26	36.10	12510	10043.11	80.28
23	NALANDA	3247	1833.26	56.46	3004	2302.07	76.63	0	0.00	0.00	22	7.10	32.27	70	41.79	99.70	13	0.00	0.00	12	6.17	51.42	116	217.39	187.41	8484	4407.72	67.98
24	NAWADA	1857	1158.86	62.46	1376	1284.71	92.92	0	0.00	0.00	18	3.88	21.98	49	31.63	72.51	13	0.02	0.13	14	3.38	23.88	79	24.74	31.32	3802	2508.39	66.54
25	PASHCHIM CHAMPARAN	2840	2310.20	81.34	3248	2368.08	72.91	0	0.00	0.00	19	10.66	56.11	62	31.04	82.32	13	0.00	0.00	15	3.81	24.07	141	29.65	21.03	6436	4773.25	74.14
26	RATHA	7415	2282.00	30.78	21429	26291.93	122.69	0	0.00	0.00	148	126.09	85.20	410	532.63	139.18	46	37.31	82.91	48	45.07	93.90	441	233.10	75.33	29936	40348.18	134.78
27	PURBI CHAMPARAN	4443	3465.87	77.78	4262	2790.61	65.49	0	0.00	0.00	24	14.21	59.21	84	43.42	51.89	13	0.72	5.34	14	4.60	32.86	216	51.06	23.50	9089	7274.51	81.14
28	PURNIA	2438	2465.30	101.12	4103	4391.33	106.99	0	0.00	0.00	22	11.25	50.91	70	103.20	147.43	11	0.10	0.91	12	2.88	22.17	171	83.75	48.96	6827	7090.36	103.42
29	ROHTAS	3229	2186.09	67.70	3213	2661.09	82.77	0	0.00	0.00	15	7.87	41.42	67	45.23	67.31	13	0.01	0.08	13	2.03	15.62	154	42.86	27.83	6710	4945.17	73.70
30	SAHARSA	1789	859.94	48.07	1357	1080.18	80.99	0	0.00	0.00	16	6.43	40.19	31	20.70	66.77	11	0.10	0.91	12	0.74	6.17	32	33.94	188.56	3248	2040.04	62.81
31	SAMASTIPUR	4192	3048.29	72.65	4101	3371.56	82.21	0	0.00	0.00	19	9.96	52.42	83	54.13	65.22	11	0.41	3.42	13	4.33	33.46	188	78.87	39.83	6818	6564.86	78.17
32	SARAN	3795	2121.21	55.89	4124	2184.08	52.90	0	0.00	0.00	19	13.28	69.79	71	80.33	85.25	11	0.57	4.75	12	3.51	29.23	215	70.88	32.87	8248	4463.84	54.12
33	SHEKHPURA	729	409.02	56.11	835	392.99	47.08	0	0.00	0.00	15	1.82	12.13	20	6.54	33.20	6	0.27	4.50	11	0.40	3.64	18	7.42	41.22	1634	815.26	49.89
34	SHEKHAR	581	342.95	59.03	587	215.71	36.75	0	0.00	0.00	13	2.00	15.38	13	4.46	34.31	1	0.00	0.00	1	0.09	8.00	11	2.99	26.82	1208	568.17	47.03
35	SITAMARHI	2158	1435.87	66.54	2268	1618.61	71.37	0	0.00	0.00	17	8.73	51.47	50	31.10	62.20	11	0.00	0.00	12	6.40	53.33	73	22.10	30.89	4388	3122.82	68.06
36	SIWAN	3859	2249.34	60.83	3821	2261.49	59.24	0	0.00	0.00	20	10.33	51.60	71	42.19	59.42	11	0.07	0.58	14	0.78	5.57	178	46.88	26.52	7812	4612.66	59.05
37	SUPAUL	1739	993.31	57.12	1744	944.02	54.13	0	0.00	0.00	16	4.43	27.69	39	28.77	48.13	10	0.00	0.00	14	0.87	6.21	43	11.76	26.18	3807	1933.19	53.60
38	VAISHALI	7209	3224.71	44.72	2234	2771.05	124.04	0	0.00	0.00	24	12.42	61.75	80	74.97	93.71	11	0.18	1.84	14	4.17	29.79	174	47.99	27.38	9748	8033.49	81.93
TOTAL		112000	76199.87	68.03	118000	109275.06	84.26	0	0.00	0.00	360	457.64	53.21	2480	2227.30	89.45	473	45.10	9.53	510	133.42	26.16	4667	2706.61	57.89	240000	182039.02	75.85

STATE LEVEL BANKERS' COMMITTEE, BIHAR

(CONVENOR- STATE BANK OF INDIA)

BANK WISE TOTAL ANNUAL CREDIT PLAN (ACP) NON PRIORITY SECTOR DISBURSEMENT FY : 2025 - 26 AS ON 31.03.2026

Amount in Rs. Crore

Sr. No.	Name of Bank	NON PRIORITY SECTOR DISBURSEMENT																	
		AGRICULTURE			EDUCATION			HOUSING			PERSONAL LOAN			OTHER NPS			TOTAL NON PRIORITY SECTOR		
		TARGET	ACHIE.	% ACHIE.	TARGET	ACHIE.	% ACHIE.	TARGET	ACHIE.	% ACHIE.	TARGET	ACHIE.	% ACHIE.	TARGET	ACHIE.	% ACHIE.	TARGET	ACHIE.	% ACHIE.
	LEAD BANKS																		
1	STATE BANK OF INDIA	0.00	32.02	0.00	218.00	63.06	28.93	2247.00	3425.45	15.24	3039.00	431.18	14.19	18461.00	26454.31	143.30	23965.00	30406.03	126.88
2	BANK OF BARODA	0.00	7.08	0.00	51.00	20.73	40.65	385.00	339.88	8.83	643.00	2595.00	403.27	3071.00	2966.59	96.60	4150.00	5927.28	142.83
3	CANARA BANK	0.00	2.88	0.00	47.00	15.52	33.02	387.00	448.08	11.58	641.00	701.09	109.37	3052.00	2863.49	93.82	4127.00	4031.07	97.68
4	CENTRAL BANK OF INDIA	0.00	0	0.00	67.00	0.00	0.00	538.00	0.07	0.00	675.00	2092.20	309.96	4456.00	922.24	20.70	5756.00	3014.51	52.55
5	PUNJAB NATIONAL BANK	0.00	357.3	0.00	112.00	38.13	34.04	998.00	933.65	9.36	1429.00	550.49	38.52	8128.00	7301.24	89.83	10667.00	9180.81	86.07
6	UNION BANK OF INDIA	0.00	22.06	0.00	43.00	35.26	82.00	238.00	249.48	10.48	445.00	769.21	172.86	1804.00	466.87	25.88	2530.00	1542.88	60.98
7	UCO BANK	0.00	0	0.00	41.00	0.00	0.00	134.00	166.58	12.43	150.00	7.10	4.73	1072.00	605.50	56.48	1397.00	779.18	55.78
	OTHER BANKS																		
8	BANK OF INDIA	0.00	0	0.00	43.00	8.47	19.70	295.00	143.78	48.74	407.00	397.35	97.63	2365.00	2755.70	116.52	3110.00	3505.30	106.28
9	BANK OF MAHARASHTRA	0.00	0	0.00	15.00	1.50	10.00	126.00	46.99	37.29	208.00	17.62	8.47	1092.00	492.45	45.10	1441.00	558.56	38.76
10	INDIAN BANK	0.00	36.04	0.00	57.00	10.59	18.58	455.00	416.70	91.58	719.00	1452.20	201.97	3589.00	6659.90	185.56	4820.00	8575.42	177.91
11	INDIAN OVERSEAS BANK	0.00	1.24	0.00	6.00	3.63	60.50	43.00	43.33	100.77	70.00	20.85	29.79	332.00	488.19	147.05	451.00	557.24	123.96
12	PUNJAB AND SIND BANK	0.00	0	0.00	1.00	2.22	222.00	1.00	35.75	3575.00	6.00	6.20	103.33	37.00	145.83	394.14	45.00	190.01	422.24
	Total Public Sector Bank	0.00	458.61	0.00	701.00	199.13	28.41	5847.00	6249.76	106.89	8432.00	9038.49	107.19	47459.00	52122.30	109.83	62439.00	68068.29	109.02
	PRIVATE BANKS																		
13	AXIS BANK	0.00	0	0.00	51.00	8.66	16.98	354.00	35.53	10.04	652.00	474.69	72.81	2733.00	4502.43	164.74	5790.00	5021.30	132.49
14	BANDHAN BANK	0.00	0	0.00	59.00	0.00	0.00	453.00	52.20	11.52	494.00	206.12	41.72	3804.00	2805.36	73.75	4810.00	3063.68	63.69
15	FEDERAL BANK	0.00	0	0.00	5.00	0.00	0.00	44.00	4.50	10.23	91.00	3.70	4.07	340.00	620.32	182.45	480.00	628.52	130.94
16	HDFC BANK	0.00	600.15	0.00	107.00	0.07	0.07	939.00	326.90	34.81	1747.00	3752.12	214.78	7227.00	5576.74	77.17	10020.00	10255.98	102.36
17	ICICI BANK	0.00	0	0.00	65.00	17.12	26.34	599.00	393.65	65.72	1081.00	933.07	86.32	4585.00	5546.36	120.97	6330.00	6890.20	108.85
18	IDBI BANK	0.00	0	0.00	8.00	3.44	43.00	75.00	164.24	218.99	146.00	73.40	50.27	531.00	618.65	116.51	760.00	859.73	113.12
19	INDUSIND BANK	0.00	0	0.00	21.00	0.00	0.00	193.00	0.00	0.00	439.00	0.00	0.00	1463.00	1989.41	135.98	2116.00	1989.41	94.02
20	J & K BANK	0.00	0	0.00	1.00	0.00	0.00	1.00	6.39	639.00	3.00	2.39	79.67	3.00	32.97	1099.00	8.00	41.75	521.88
21	KARNATAKA BANK	0.00	0	0.00	1.00	0.00	0.00	1.00	2.07	207.00	3.00	0.46	15.33	3.00	3.33	111.00	8.00	5.86	73.25
22	KOTAK MAHINDRA BANK	0.00	0	0.00	5.00	0.00	0.00	36.00	0.00	0.00	108.00	0.00	0.00	231.00	353.88	153.19	380.00	353.88	93.13
23	SOUTH INDIAN BANK	0.00	0	0.00	1.00	0.00	0.00	1.00	0.00	0.00	3.00	3.54	118.00	3.00	0.26	8.67	8.00	3.80	47.50
24	YES BANK	0.00	0	0.00	4.00	1.07	26.75	30.00	0.00	0.00	120.00	24.52	20.43	181.00	317.23	175.27	335.00	342.82	102.33
25	KARUR VYSYA BANK	0.00	0	0.00	1.00	0.00	0.00	1.00	2.17	217.00	3.00	1.28	42.67	3.00	0.95	31.67	8.00	4.41	55.13
26	IDFC FIRST BANK	0.00	0	0.00	9.00	0.41	4.56	89.00	1.17	1.31	299.00	125.96	41.46	553.00	878.06	158.78	950.00	1003.59	105.64
27	RBL BANK	0.00	0.24	0.00	1.00	0.00	0.00	13.00	0.00	0.00	43.00	0.09	0.21	94.00	20.68	22.00	151.00	21.01	13.91
	Total Private Sector Bank	0.00	600.38	0.00	339.00	30.77	9.08	2829.00	988.82	34.95	5232.00	5599.34	107.02	21754.00	23266.62	106.95	30154.00	30485.94	101.10
	Total COMM. BANKS	0.00	1059	0.00	1040.00	229.90	22.11	8676.00	7238.57	83.43	13664.00	14637.83	107.13	69213.00	75388.92	108.92	92593.00	98554.22	106.44
	CO-OPERATIVE BANKS																		
28	STATE CO-OP. BANK	0.00	254.78	0.00	11.00	0.00	0.00	93.00	7.14	7.68	104.00	40.51	38.95	792.00	755.74	95.42	1000.00	1058.16	105.82
	Total Cooperative Bank	0.00	254.78	0.00	11.00	0.00	0.00	93.00	7.14	7.68	104.00	40.51	38.95	792.00	755.74	95.42	1000.00	1058.16	105.82
	REGIONAL RURAL BANKS																		
29	BIHAR GRAMIN BANK	0.00	0	0.00	38.00	1.37	3.61	142.00	511.63	360.30	128.00	211.63	165.34	1192.00	1076.74	90.33	1500.00	1801.36	120.09
	Total Region Rural Bank	0.00	0	0.00	38.00	1.37	3.61	142.00	511.63	360.30	128.00	211.63	165.34	1192.00	1076.74	90.33	1500.00	1801.36	120.09
	SMALL FINANCE BANK																		
30	JANA SMALL FIN. BANK	0.00	0	0.00	2.00	0.00	0.00	17.00	3.43	20.18	26.00	0.00	0.00	105.00	95.11	90.58	150.00	98.54	65.69
31	UJJIVAN SMALL FIN. BANK	0.00	0	0.00	2.00	0.00	0.00	14.00	70.37	502.64	17.00	0.00	0.00	122.00	355.67	291.53	155.00	426.04	274.86
32	UTKARSH SMALL FIN. BANK	0.00	0	0.00	4.00	0.00	0.00	40.00	0.00	0.00	37.00	0.00	0.00	329.00	488.69	148.54	410.00	488.69	119.19
33	ESAF SMALL FIN. BANK	0.00	0	0.00	1.00	0.00	0.00	1.00	0.00	0.00	10.00	0.00	0.00	28.00	50.08	178.86	40.00	50.08	125.20
34	UNITY SMALL FINANCE BANK	0.00	0	0.00	2.00	0.00	0.00	17.00	0.00	0.00	14.00	0.00	0.00	119.00	114.65	96.54	152.00	114.65	75.43
	Total Small Financial Bank	0.00	0	0.00	11.00	0.00	0.00	89.00	73.80	82.92	104.00	0.00	0.00	703.00	1104.20	157.07	907.00	1178.00	129.88
	TOTAL FOR BIHAR	0.00	1313.77	0.00	1100.00	231.27	21.02	9000.00	7831.13	87.01	14000.00	14889.97	106.36	71900.00	78325.61	108.94	96000.00	102591.75	106.87

STATE LEVEL BANKERS' COMMITTEE, BIHAR

(CONVENOR - STATE BANK OF INDIA)

DISTRICT WISE DISBURSEMENT : ANNUAL CREDIT PLAN (ACP) NON PRIORITY SECTOR FY 2025-26 AS ON : 31.03.2026

Amount in Crore

Sr. No.	District Name	NON PRIORITY SECTOR																	
		AGRICULTURE			EDUCATION			HOUSING			PERSONAL LOAN			OTHER			TOTAL NON PRIORITY SECTOR		
		TARGET	ACHIE.	% ACHIE.	TARGET	ACHIE.	% ACHIE.	TARGET	ACHIE.	% ACHIE.	TARGET	ACHIE.	% ACHIE.	TARGET	ACHIE.	% ACHIE.	TARGET	ACHIE.	% ACHIE.
1	ARARIA	0	9.10	0.00	23	2.39	10.39	187	68.01	36.37	153	157.43	102.90	1065	1214.86	114.07	1428	1451.80	101.67
2	ARWAL	0	0.03	0.00	13	0.55	4.23	63	23.03	36.56	42	65.06	154.90	338	233.94	69.21	456	322.61	70.75
3	AURANGABAD	0	8.08	0.00	24	3.2	13.33	200	74.92	37.46	160	245.87	153.67	1109	915.86	82.58	1493	1247.93	83.59
4	BANKA	0	8.85	0.00	20	0.67	3.35	138	27.05	19.60	101	96.69	95.73	783	485.93	62.06	1042	619.19	59.42
5	BEGUSARAI	0	38.57	0.00	30	6.83	22.77	248	220.15	88.77	182	483.52	265.67	1390	1798.19	129.37	1850	2547.25	137.69
6	BHAGALPUR	0	34.22	0.00	38	9.26	24.37	347	370.23	106.69	244	456.64	187.15	1885	2266.21	120.22	2514	3136.57	124.76
7	BHOJPUR	0	14.50	0.00	27	1.96	7.26	227	156.67	69.02	153	312.88	204.50	1230	1342.09	109.11	1637	1828.10	111.67
8	BUXAR	0	3.75	0.00	19	2.4	12.63	148	56.53	38.20	106	219.38	206.96	823	654.43	79.52	1096	936.50	85.45
9	DARBHANGA	0	4.50	0.00	29	9.38	32.34	259	272.02	105.03	189	503.50	266.40	1456	1830.11	125.69	1933	2619.52	135.52
10	GAYA	0	13.43	0.00	45	14.58	32.40	393	304.01	77.36	250	665.80	266.32	2070	2730.87	131.93	2758	3728.70	135.20
11	GOPALGANJ	0	11.77	0.00	22	1.33	6.05	181	45.42	25.09	132	280.15	212.23	999	940.86	94.18	1334	1279.53	95.92
12	JAMUI	0	6.14	0.00	17	0.33	1.94	105	31.89	30.37	75	200.37	267.16	596	716.17	120.16	793	954.90	120.42
13	JEHANABAD	0	0.29	0.00	19	1.46	7.68	113	46.50	41.15	70	161.90	231.29	595	489.93	82.34	797	700.08	87.84
14	KAIMUR (BHABUA)	0	7.10	0.00	19	0.7	3.68	131	33.78	25.79	95	142.48	149.98	734	627.74	85.52	979	811.80	82.92
15	KATIHAR	0	23.67	0.00	23	3.58	15.57	211	124.64	59.07	185	288.28	155.83	1254	1306.71	104.20	1673	1746.88	104.42
16	KHAGARIA	0	9.49	0.00	17	1.21	7.12	103	37.80	36.70	73	130.06	178.16	581	601.87	103.59	774	780.44	100.83
17	KISHANGANJ	0	9.88	0.00	16	3.24	20.25	113	66.35	58.72	100	136.00	136.00	675	708.52	104.97	904	923.99	102.21
18	LAKHISARAI	0	0.41	0.00	15	0.57	3.80	80	28.00	35.00	67	101.71	151.81	445	410.1	92.16	607	540.79	89.09
19	MADHEPURA	0	1.48	0.00	21	1.69	8.05	144	54.10	37.57	124	130.78	105.47	842	729.23	86.61	1131	917.28	81.10
20	MADHUBANI	0	10.69	0.00	30	3.53	11.77	250	102.28	40.91	203	334.52	164.79	1419	1238.97	87.31	1902	1689.98	88.85
21	MUNGER	0	1.68	0.00	19	1.39	7.32	149	50.48	33.88	103	234.29	227.47	809	946.42	116.99	1080	1234.26	114.28
22	MUZAFFARPUR	0	11.58	0.00	52	12.31	23.67	487	463.54	95.18	860	942.96	109.65	4212	3789.59	89.97	5611	5219.99	93.03
23	NALANDA	0	4.63	0.00	24	4.24	17.67	233	154.11	66.14	156	334.09	214.16	1247	1331.16	106.75	1660	1828.24	110.13
24	NAWADA	0	2.09	0.00	22	1.47	6.68	138	60.05	43.51	95	204.79	215.57	739	745.4	100.87	994	1013.80	101.99
25	PASHCHIM CHAMPARAN	0	25.46	0.00	28	3.65	13.04	232	86.21	37.16	189	411.58	217.77	1327	1505.42	113.45	1776	2032.32	114.43
26	PATNA	0	702.24	0.00	184	105.7	57.45	1629	3450.25	211.80	7970	3951.66	49.58	29294	34379.48	117.36	39077	42589.33	108.99
27	PURBI CHAMPARAN	0	15.45	0.00	40	4.48	11.20	334	158.78	47.54	276	542.85	196.68	1909	2141.07	112.16	2559	2862.61	111.86
28	PURNIA	0	26.85	0.00	30	5.47	18.23	280	282.88	101.03	226	282.41	124.96	1587	1849.36	116.53	2123	2446.97	115.26
29	ROHTAS	0	5.31	0.00	28	2.4	8.57	234	87.55	37.41	173	342.91	198.21	1298	1252.09	96.46	1733	1690.25	97.53
30	SAHARSA	0	6.10	0.00	20	1.69	8.45	121	82.49	68.17	101	186.21	184.37	703	812.34	115.55	945	1088.83	115.22
31	SAMASTIPUR	0	12.39	0.00	30	2.97	9.90	287	133.99	46.69	231	505.39	218.78	1635	1496.46	91.53	2183	2151.20	98.54
32	SARAN	0	3.73	0.00	32	2.31	7.22	280	137.21	49.00	210	410.63	195.54	1581	1758.58	111.23	2103	2312.46	109.96
33	SHEIKHPURA	0	2.10	0.00	14	0.12	0.86	64	17.87	27.92	39	76.20	195.38	323	291.56	90.27	440	387.85	88.15
34	SHEOHAR	0	0.30	0.00	14	0.66	4.71	48	6.97	14.52	29	59.31	204.52	243	149.68	61.60	334	216.93	64.95
35	SITAMARHI	0	9.34	0.00	21	4.48	21.33	171	106.30	62.16	139	318.02	228.79	965	910.22	94.32	1296	1348.36	104.04
36	SIWAN	0	6.79	0.00	26	4.24	16.31	244	129.04	52.89	170	336.15	197.74	1331	1449.36	108.89	1771	1925.58	108.73
37	SUPAUL	0	252.10	0.00	20	0.38	1.90	141	50.80	36.03	126	151.94	120.59	841	787.81	93.68	1128	1243.02	110.20
38	VAISHALI	0	9.65	0.00	29	4.46	15.38	287	229.22	79.87	203	485.55	239.19	1567	1487.01	94.90	2086	2215.89	106.23
	TOTAL	0	1313.77	0.00	1100	231.27	21.02	9000	7831.13	87.01	14000	14889.97	106.36	71900	78325.61	108.94	96000	102591.75	106.87

STATE LEVEL BANKERS' COMMITTEE, BIHAR

(CONVENOR- STATE BANK OF INDIA)

BANK WISE DISBURSEMENT UNDER MICRO ENTERPRISES (MANUFACTURING + SERVICE) (INCLUDING KHADI & VILLAGE INDUSTRIES)

FY : 2025 - 26 AS ON 31.03.2026

No. in Actual and Amount in Crore

SR.NO.	NAME OF BANK	TARGET	DISBURSED		%AGE ACHIV.
		AMT.	NO. OF AC	AMT.	AMT.
	LEAD BANKS				
1	STATE BANK OF INDIA	10655	71682	9084.70	85.26
2	BANK OF BARODA	3513	27061	2653.18	75.52
3	CANARA BANK	3605	21978	2629.01	72.93
4	CENTRAL BANK OF INDIA	5604	27951	6085.32	108.59
5	PUNJAB NATIONAL BANK	9810	47839	9812.75	100.03
6	UNION BANK OF INDIA	2335	18898	2184.42	93.55
7	UCO BANK	2537	22889	1394.32	54.96
	OTHER BANKS				
8	BANK OF INDIA	3033	36529	2871.49	94.67
9	BANK OF MAHARASHTRA	410	5794	283.36	69.11
10	INDIAN BANK	3394	17313	4282.35	126.17
11	INDIAN OVERSEAS BANK	756	4606	674.16	89.17
12	PUNJAB AND SIND BANK	248	1575	133.59	53.87
	Total Public Sector Bank	45900	304115	42088.63	91.70
	PRIVATE BANKS				
13	AXIS BANK	2503	2741	1353.93	54.09
14	BANDHAN BANK	4822	199240	2667.36	55.32
15	FEDERAL BANK	102	1359	65.55	64.26
16	HDFC BANK	5078	14059	4436.91	87.38
17	ICICI BANK	4242	7471	3908.90	92.15
18	IDBI BANK	831	3527	494.88	59.55
19	INDUSIND BANK	2041	50267	1202.86	58.93
20	J & K BANK	16	43	5.20	32.50
21	KARNATAKA BANK	10	19	4.16	41.60
22	KOTAK MAHINDRA BANK	419	591	160.03	38.19
23	SOUTH INDIAN BANK	24	10	0.35	1.46
24	YES BANK	294	302	110.33	37.53
25	KARUR VYSYA BANK	7	11	1.37	19.57
26	IDFC FIRST BANK	112	5692	176.25	157.37
27	RBL BANK	34	86	15.92	46.82
	Total Private Sector Bank	20535	285418	14604.00	71.12
	Total COMM. BANKS	66435	589533	56692.64	85.34
	CO-OPERATIVE BANKS				
28	STATE CO-OP. BANK	0	165	3.63	0.00
	Total Cooperative Bank	0	165	3.63	0.00
	REGIONAL RURAL BANKS				
29	BIHAR GRAMIN BANK	6958	424727	8932.31	128.37
	Total Region Rural Bank	6958	424727	8932.31	128.37
	SMALL FINANCE BANK				
30	JANA SMALL FIN. BANK	224	12880	149.10	66.56
31	UJJIVAN SMALL FIN. BANK	957	23182	202.79	21.19
32	UTKARSH SMALL FIN. BANK	2550	2873	188.03	7.37
33	ESAF SMALL FIN. BANK	90	7884	49.21	54.68
34	UNITY SMALL FINANCE BANK	286	1605	15.63	5.47
	Total Small Financial Bank	4107	48424	604.76	14.73
	TOTAL FOR BIHAR	77500	1062849	66233.34	85.46

STATE LEVEL BANKERS' COMMITTEE, BIHAR

(CONVENOR- STATE BANK OF INDIA)

BANK WISE DISBURSEMENT UNDER SMALL ENTERPRISES (MANUFACTURING + SERVICE)

FY : 2025 - 26 AS ON 31.03.2026

No. in Actual and Amount in Crore

SR.NO.	NAME OF BANK	TARGET	DISBURSED		%AGE ACHIV.
		AMT.	NO. OF AC	AMT.	AMT.
	LEAD BANKS				
1	STATE BANK OF INDIA	4247	3096	2973.04	70.00
2	BANK OF BARODA	1419	309	813.17	57.31
3	CANARA BANK	1415	575	805.51	56.93
4	CENTRAL BANK OF INDIA	2231	661	1400.38	62.77
5	PUNJAB NATIONAL BANK	3954	2072	4033.46	102.01
6	UNION BANK OF INDIA	952	852	968.15	101.70
7	UCO BANK	999	494	481.74	48.22
	OTHER BANKS				
8	BANK OF INDIA	1197	473	766.44	64.03
9	BANK OF MAHARASHTRA	175	116	117.80	67.31
10	INDIAN BANK	1352	666	1938.31	143.37
11	INDIAN OVERSEAS BANK	321	63	96.95	30.20
12	PUNJAB AND SIND BANK	113	24	24.23	21.44
	Total Public Sector Bank	18375	9401	14419.20	78.47
	PRIVATE BANKS				
13	AXIS BANK	1015	1038	1561.70	153.86
14	BANDHAN BANK	1923	102	64.74	3.37
15	FEDERAL BANK	41	36	73.52	179.32
16	HDFC BANK	2043	4271	3784.49	185.24
17	ICICI BANK	1693	2599	4104.12	242.42
18	IDBI BANK	351	105	151.56	43.18
19	INDUSIND BANK	872	357	558.61	64.06
20	J & K BANK	8	0	0.00	0.00
21	KARNATAKA BANK	4	3	1.53	38.25
22	KOTAK MAHINDRA BANK	182	163	140.09	76.97
23	SOUTH INDIAN BANK	11	1	3.00	27.27
24	YES BANK	132	112	115.91	87.81
25	KARUR VYSYA BANK	3	2	0.00	0.00
26	IDFC FIRST BANK	50	108	15.03	30.06
27	RBL BANK	15	110	12.39	82.60
	Total Private Sector Bank	8343	9007	10586.68	126.89
	Total COMM. BANKS	26718	18408	25005.88	93.59
	CO-OPERATIVE BANKS				
28	STATE CO-OP. BANK	0	0	0.00	0.00
	Total Cooperative Bank	0	0	0.00	0.00
	REGIONAL RURAL BANKS				
29	BIHAR GRAMIN BANK	2671	0	0.00	0.00
	Total Region Rural Bank	2671	0	0.00	0.00
	SMALL FINANCE BANK				
30	JANA SMALL FIN. BANK	100	0	0.00	0.00
31	UJJIVAN SMALL FIN. BANK	382	14	6.66	1.74
32	UTKARSH SMALL FIN. BANK	979	13	18.23	1.86
33	ESAF SMALL FIN. BANK	38	0	0.00	0.00
34	UNITY SMALL FINANCE BANK	112	0	0.00	0.00
	Total Small Financial Bank	1611	27	24.89	1.55
	TOTAL FOR BIHAR	31000	18435	25030.77	80.74

STATE LEVEL BANKERS' COMMITTEE, BIHAR					
(CONVENOR- STATE BANK OF INDIA)					
BANK WISE DISBURSEMENT UNDER MEDIUM ENTERPRISES (MANUFACTURING + SERVICE)					
FY : 2025 - 26 AS ON 31.03.2026					
No. in Actual and Amount in Crore					
SR.NO.	NAME OF BANK	TARGET	DISBURSED		%AGE ACHIV.
		AMT.	NO. OF AC	AMT.	AMT.
	LEAD BANKS				
1	STATE BANK OF INDIA	1296	295	1807.07	139.43
2	BANK OF BARODA	430	66	309.38	71.95
3	CANARA BANK	435	49	153.61	35.31
4	CENTRAL BANK OF INDIA	674	12	27.37	4.06
5	PUNJAB NATIONAL BANK	1213	371	1788.49	147.44
6	UNION BANK OF INDIA	294	29	85.41	29.05
7	UCO BANK	315	1	94.65	30.05
	OTHER BANKS				
8	BANK OF INDIA	368	456	147.69	40.13
9	BANK OF MAHARASHTRA	54	8	43.33	80.24
10	INDIAN BANK	416	42	608.61	146.30
11	INDIAN OVERSEAS BANK	95	3	3.08	3.24
12	PUNJAB AND SIND BANK	31	0	0.00	0.00
	Total Public Sector Bank	5621	1332	5068.69	90.17
	PRIVATE BANKS				
13	AXIS BANK	311	100	576.52	185.38
14	BANDHAN BANK	583	3	2.63	0.45
15	FEDERAL BANK	13	3	23.00	176.92
16	HDFC BANK	632	905	1890.67	299.16
17	ICICI BANK	524	265	829.61	158.32
18	IDBI BANK	109	1	2.65	2.43
19	INDUSIND BANK	267	34	182.07	68.19
20	J & K BANK	2	1	30.00	1500.00
21	KARNATAKA BANK	1	0	0.00	0.00
22	KOTAK MAHINDRA BANK	54	7	27.87	51.61
23	SOUTH INDIAN BANK	3	0	0.00	0.00
24	YES BANK	41	4	17.92	43.71
25	KARUR VYSYA BANK	1	4	0.00	0.00
26	IDFC FIRST BANK	16	22	1.80	11.25
27	RBL BANK	4	1	2.75	68.75
	Total Private Sector Bank	2561	1350	3587.48	140.08
	Total COMM. BANKS	8182	2682	8656.18	105.80
	CO-OPERATIVE BANKS				
28	STATE CO-OP. BANK	0	4	0.30	0.00
	Total Cooperative Bank	0	4	0.30	0.00
	REGIONAL RURAL BANKS				
29	BIHAR GRAMIN BANK	820	0	0.00	0.00
	Total Region Rural Bank	820	0	0.00	0.00
	SMALL FINANCE BANK				
30	JANA SMALL FIN. BANK	30	0	0.00	0.00
31	LIJIVAN SMALL FIN. BANK	117	13	6.51	5.56
32	UTKARSH SMALL FIN. BANK	302	1	3.00	0.99
33	ESAF SMALL FIN. BANK	14	0	0.00	0.00
34	UNITY SMALL FINANCE BANK	35	0	0.00	0.00
	Total Small Financial Bank	498	14	9.51	1.91
	TOTAL FOR BIHAR	9500	2700	8665.99	91.22

STATE LEVEL BANKERS' COMMITTEE, BIHAR					
(CONVENOR- STATE BANK OF INDIA)					
BANK WISE DISBURSEMENT UNDER OTHER FINANCE TO MSMEs (As indicated in Master Direction on PSL)					
FY : 2025 - 26 AS ON 31.03.2026					
No. in Actual and Amount in Crore					
SR.NO.	NAME OF BANK	TARGET	DISBURSED		%AGE ACHIV.
		AMT.	NO. OF AC	AMT.	AMT.
LEAD BANKS					
1	STATE BANK OF INDIA	100	4342	80.88	80.88
2	BANK OF BARODA	38	0	0.00	0.00
3	CANARA BANK	38	204	66.53	175.08
4	CENTRAL BANK OF INDIA	58	62	196.89	339.47
5	PUNJAB NATIONAL BANK	90	0	0.00	0.00
6	UNION BANK OF INDIA	39	0	0.00	0.00
7	UCO BANK	38	0	0.00	0.00
OTHER BANKS					
8	BANK OF INDIA	38	0	0.00	0.00
9	BANK OF MAHARASHTRA	38	0	0.00	0.00
10	INDIAN BANK	38	0	0.00	0.00
11	INDIAN OVERSEAS BANK	30	0	0.00	0.00
12	PUNJAB AND SIND BANK	15	0	0.00	0.00
	Total Public Sector Bank	560	4608	344.29	61.48
PRIVATE BANKS					
13	AXIS BANK	38	0	0.00	0.00
14	BANDHAN BANK	50	0	0.00	0.00
15	FEDERAL BANK	7	0	0.00	0.00
16	HDFC BANK	47	0	0.00	0.00
17	ICICI BANK	41	0	0.00	0.00
18	IDBI BANK	38	0	0.00	0.00
19	INDUSIND BANK	23	0	0.00	0.00
20	J & K BANK	1	0	0.00	0.00
21	KARNATAKA BANK	1	0	0.00	0.00
22	KOTAK MAHINDRA BANK	12	0	0.00	0.00
23	SOUTH INDIAN BANK	1	0	0.00	0.00
24	YES BANK	3	0	0.00	0.00
25	KARUR VYSYA BANK	1	0	0.00	0.00
26	IDFC FIRST BANK	6	0	0.00	0.00
27	RBL BANK	1	0	0.00	0.00
	Total Private Sector Bank	270	0	0.00	0.00
	Total COMM. BANKS	830	4608	344.29	41.48
CO-OPERATIVE BANKS					
28	STATE CO-OP. BANK	0	0	0.00	0.00
	Total Cooperative Bank	0	0	0.00	0.00
REGIONAL RURAL BANKS					
29	BIHAR GRAMIN BANK	71	0	0.00	0.00
	Total Region Rural Bank	71	0	0.00	0.00
SMALL FINANCE BANK					
30	JANA SMALL FIN. BANK	13	0	0.00	0.00
31	UJJIVAN SMALL FIN. BANK	26	0	0.00	0.00
32	LITKARSH SMALL FIN. BANK	34	3	0.69	2.03
33	ESAF SMALL FIN. BANK	14	0	0.00	0.00
34	UNITY SMALL FINANCE BANK	12	0	0.00	0.00
	Total Small Financial Bank	99	3	0.69	0.70
	TOTAL FOR BIHAR	1000	4611	344.98	34.50

STATE LEVEL BANKERS' COMMITTEE, BIHAR

(CONVENOR- STATE BANK OF INDIA)

DISTRICT WISE DISBURSEMENT UNDER MICRO ENTERPRISES (MANUFACTURING + SERVICE) (INCLUDING KHADI & VILLAGE INDUSTRIES)

FY : 2025 - 26 AS ON 31.03.2026

No. in Actual and Amount in Crore

SR.NO.	NAME OF District	TARGET	DISBURSED		%AGE ACHIV.
		AMT.	NO. OF AC	AMT.	AMT.
1	ARARIA	1378	23870	1412.84	102.53
2	ARWAL	548	7344	315.21	57.52
3	AURANGABAD	1345	19625	1467.87	109.14
4	BANKA	1086	16505	506.25	46.62
5	BEGUSARAI	2656	37169	2366.44	89.10
6	BHAGALPUR	3267	45303	2331.54	71.37
7	BHOJPUR	2504	23529	1743.27	69.62
8	BUXAR	1476	15602	866.72	58.72
9	DARBHANGA	2368	38601	2558.43	108.04
10	GAYA	3604	43167	2817.81	78.19
11	GOPALGANJ	1165	22631	1158.03	99.40
12	JAMUI	825	15185	540.12	65.47
13	JEHANABAD	1006	14105	500.51	49.75
14	KAIMUR (BHABUA)	1159	13452	592.34	51.11
15	KATI HAR	1988	33295	1805.25	90.81
16	KHAGARIA	866	14221	772.71	89.23
17	KISHANGANJ	1018	17611	768.00	75.44
18	LAKHISARAI	733	9577	462.15	63.05
19	MADHEPURA	874	20842	751.39	85.97
20	MADHUBANI	2230	32032	1955.70	87.70
21	MUNGER	1166	15743	634.11	54.38
22	MUZAFFARPUR	3929	52716	4042.74	102.89
23	NALANDA	1952	33749	1761.69	90.25
24	NAWADA	1020	20624	992.61	97.31
25	PASHCHIM CHAMPARAN	2113	26339	1750.34	82.84
26	PATNA	14024	93991	11834.36	84.39
27	PURBI CHAMPARAN	2778	46098	2832.20	101.95
28	PURNIA	2672	44524	2669.94	99.92
29	ROHTAS	2095	27783	2034.11	97.09
30	SAHARSA	875	18839	803.29	91.80
31	SAMASTIPUR	2674	40923	2712.80	101.45
32	SARAN	2685	43160	1890.29	70.40
33	SHEIKHPURA	534	6462	312.97	58.61
34	SHEOHAR	372	6456	189.51	50.94
35	SITAMARHI	1469	27637	1331.53	90.64
36	SIWAN	2486	39611	1750.66	70.42
37	SUPAUL	1133	18365	780.91	68.92
38	VAISHALI	1427	36163	2216.71	155.34
TOTAL		77500	1062849	66233.34	85.46

STATE LEVEL BANKERS' COMMITTEE, BIHAR					
(CONVENOR- STATE BANK OF INDIA)					
DISTRICT WISE DISBURSEMENT UNDER SMALL ENTERPRISES (MANUFACTURING + SERVICE)					
FY : 2025 - 26 AS ON 31.03.2026					
No. in Actual and Amount in Crore					
S.N.	NAME OF District	TARGET	DISBURSED		%AGE ACHIV.
		AMT.	NO. OF AC	AMT.	AMT.
1	ARARIA	554	384	506.52	91.43
2	ARWAL	222	99	72.77	32.78
3	AURANGABAD	538	304	457.19	84.98
4	BANKA	337	140	87.45	25.95
5	BEGUSARAI	1060	585	992.45	93.63
6	BHAGALPUR	1305	564	949.34	72.75
7	BHOJPUR	1008	370	471.51	46.78
8	BUXAR	590	394	171.25	29.03
9	DARBHANGA	949	438	637.09	67.13
10	GAYA	1444	664	1127.68	78.09
11	GOPALGANJ	464	210	310.52	66.92
12	JAMUI	330	127	150.83	45.71
13	JEHANABAD	398	131	111.99	28.14
14	KAIMUR (BHABUA)	462	203	147.82	32.00
15	KATIHAR	790	388	654.47	82.84
16	KHAGARIA	352	206	291.74	82.88
17	KISHANGANJ	407	142	189.58	46.58
18	LAKHISARAI	294	57	36.30	12.35
19	MADHEPURA	348	209	197.04	56.62
20	MADHUBANI	891	320	400.62	44.96
21	MUNGER	471	118	98.87	20.99
22	MUZAFFARPUR	1584	1149	1788.09	112.88
23	NALANDA	784	461	355.78	45.38
24	NAWADA	409	246	243.56	59.55
25	PASHCHIM CHAMPARAN	844	446	526.23	62.35
26	PATNA	5635	6004	9049.87	160.60
27	PURBI CHAMPARAN	1112	577	790.79	71.11
28	PURNIA	1068	649	1187.84	111.22
29	ROHTAS	838	419	495.38	59.11
30	SAHARSA	351	224	265.63	75.68
31	SAMASTIPUR	1072	609	605.42	56.48
32	SARAN	1080	286	286.79	26.55
33	SHEIKHPURA	217	112	60.87	28.05
34	SHEOHAR	150	26	24.49	16.33
35	SITAMARHI	594	221	258.32	43.49
36	SIWAN	997	353	422.84	42.41
37	SUPAUL	453	186	158.16	34.91
38	VAISHALI	598	414	447.69	74.86
TOTAL		31000	18435	25030.77	80.74

STATE LEVEL BANKERS' COMMITTEE, BIHAR					
(CONVENOR- STATE BANK OF INDIA)					
BANK WISE DISBURSEMENT UNDER MEDIUM ENTERPRISES (MANUFACTURING + SERVICE)					
FY : 2025 - 26 AS ON 31.03.2026					
S.N.	NAME OF DISTRICT	TARGET	DISBURSED		%AGE ACHIV.
		AMT.	NO. OF AC	AMT.	AMT.
1	ARARIA	167	18	38.71	23.18
2	ARWAL	70	15	12.13	17.33
3	AURANGABAD	164	64	65.35	39.85
4	BANKA	125	8	22.34	17.87
5	BEGUSARAI	327	57	320.88	98.13
6	BHAGALPUR	401	38	192.87	48.10
7	BHOJPUR	305	26	103.10	33.80
8	BUXAR	180	8	1.00	0.56
9	DARBHANGA	289	55	115.49	39.96
10	GAYA	440	98	318.58	72.40
11	GOPALGANJ	141	29	82.10	58.23
12	JAMUI	102	13	21.44	21.02
13	JEHANABAD	119	14	11.11	9.34
14	KAIMUR (BHABUA)	139	13	15.48	11.14
15	KATI HAR	241	43	134.11	55.65
16	KHAGARIA	110	3	0.33	0.30
17	KISHANGANJ	122	14	136.65	112.01
18	LAKHISARAI	91	8	0.69	0.76
19	MADHEPURA	106	9	8.33	7.86
20	MADHUBANI	277	13	13.72	4.95
21	MUNGER	145	28	3.98	2.74
22	MUZAFFARPUR	483	92	318.44	65.93
23	NALANDA	240	85	179.35	74.73
24	NAWADA	122	28	25.79	21.14
25	PASHCHIM CHAMPARAN	259	21	88.47	34.16
26	PATNA	1713	1508	5318.73	310.49
27	PURBI CHAMPARAN	343	57	155.90	45.45
28	PURNIA	331	90	531.78	160.66
29	ROHTAS	256	43	130.64	51.03
30	SAHARSA	110	24	23.35	21.23
31	SAMASTIPUR	328	29	50.03	15.25
32	SARAN	327	29	5.09	1.56
33	SHEIKHPURA	66	11	18.65	28.26
34	SHEOHAR	49	4	1.65	3.37
35	SITAMARHI	183	27	21.13	11.55
36	SIWAN	306	24	73.87	24.14
37	SUPAUL	139	13	3.82	2.75
38	VAISHALI	184	41	100.92	54.85
TOTAL		9500	2700	8665.99	91.22

STATE LEVEL BANKERS' COMMITTEE, BIHAR					
(CONVENOR- STATE BANK OF INDIA)					
OTHER FINANCE TO MSMEs (As indicated in Master Direction on PSL)					
FY : 2025 - 26 AS ON 31.03.2026					
SR.NO.	NAME OF DISTRICT	TARGET	DISBURSED		%AGE ACHIV.
		AMT.	NO. OF AC	AMT.	AMT.
1	ARARIA	23	11	8.85	38.48
2	ARWAL	20	8	0.14	0.70
3	AURANGABAD	24	20	0.61	2.54
4	BANKA	21	38	7.85	37.38
5	BEGUSARAI	28	154	3.47	12.39
6	BHAGALPUR	31	215	4.32	13.94
7	BHOJPUR	31	101	3.44	11.10
8	BUXAR	24	23	0.58	2.42
9	DARBHANGA	34	66	45.85	134.85
10	GAYA	41	213	19.89	48.51
11	GOPALGANJ	24	27	0.65	2.71
12	JAMUI	19	33	4.24	22.32
13	JEHANABAD	23	14	0.24	1.04
14	KAIMUR (BHABUA)	21	19	0.45	2.14
15	KATIHAR	29	24	25.52	88.00
16	KHAGARIA	21	50	5.48	26.10
17	KISHANGANJ	21	16	0.34	1.62
18	LAKHISARAI	19	38	0.63	3.32
19	MADHEPURA	20	38	0.61	3.05
20	MADHUBANI	27	30	0.82	3.04
21	MUNGER	23	82	1.49	6.48
22	MUZAFFARPUR	33	377	22.97	69.61
23	NALANDA	28	205	5.26	18.79
24	NAWADA	25	88	22.75	91.00
25	PASHCHIM CHAMPARAN	32	169	3.04	9.50
26	PATNA	57	1429	89.00	156.14
27	PURBI CHAMPARAN	29	194	11.72	40.41
28	PURNIA	34	73	1.80	5.29
29	ROHTAS	26	46	0.95	3.65
30	SAHARSA	21	30	5.92	28.19
31	SAMASTIPUR	27	152	3.31	12.26
32	SARAN	32	115	11.90	37.19
33	SHEIKHPURA	18	6	0.20	1.11
34	SHEOHAR	16	4	0.07	0.44
35	SITAMARHI	22	278	7.63	34.68
36	SIWAN	32	35	16.12	50.38
37	SUPAUL	19	50	1.12	5.89
38	VAISHALI	25	140	5.74	22.96
TOTAL		1000	4611	344.98	34.50

STATE LEVEL BANKERS' COMMITTEE, BIHAR

CONVENOR : STATE BANK OF INDIA

BANK WISE TOTAL - ACP - MSME Disbursement FY 2025-26 AS ON 31.03.2026

No. in Actual and Amount in Rs.Crore

Sr. No.	Name of Bank	MSME									
		Micro Enterprises (Manufacturing + Service) (Including Khadi & Village Industries)		Small Enterprises (Manufacturing + Service)		Medium Enterprises (Manufacturing + Service)		Other finance to MSMEs (As indicated in Master Direction on PSL)		Total MSMEs (P5)	
		A/c	Amt	A/c	Amt	A/c	Amt	A/c	Amt	A/c	Amt
	LEAD BANKS										
1	STATE BANK OF INDIA	71682	9084.70	3096	2973.04	295	1807.07	4342	80.88	79415	13945.89
2	BANK OF BARODA	27081	2653.18	309	813.17	66	309.38	0	0.00	27436	3775.72
3	CANARA BANK	21978	2629.01	575	805.51	49	153.61	204	66.53	22806	3654.65
4	CENTRAL BANK OF INDIA	27951	6085.32	661	1400.36	12	27.37	62	196.89	28686	7709.96
5	PUNJAB NATIONAL BANK	47839	9812.75	2072	4033.46	371	1788.49	0	0.00	50282	15634.70
6	UNION BANK OF INDIA	18898	2184.42	852	968.15	29	85.41	0	0.00	19779	3237.98
7	UCD BANK	22889	1394.32	494	481.74	1	94.65	0	0.00	23384	1970.71
	OTHER BANKS										
8	BANK OF INDIA	36529	2871.49	473	766.44	456	147.69	0	0.00	37458	3785.63
9	BANK OF MAHARASHTRA	5794	283.36	116	117.80	8	43.33	0	0.00	5918	444.49
10	INDIAN BANK	17313	4282.35	666	1938.31	42	608.61	0	0.00	18021	6829.27
11	INDIAN OVERSEAS BANK	4606	674.16	63	96.95	3	3.08	0	0.00	4672	774.19
12	PUNJAB AND SIND BANK	1575	133.59	24	24.25	0	0.00	0	0.00	1599	157.82
	Total Public Sector Bank	304115	42088.63	9401	14419.20	1332	5068.69	4608	344.29	319456	61920.82
	PRIVATE BANKS										
13	AXIS BANK	2741	1353.93	1038	1561.70	100	576.52	0	0.00	3879	3492.14
14	BANDHAN BANK	199240	2667.36	102	64.74	3	2.63	0	0.00	199345	2734.72
15	FEDERAL BANK	1389	65.55	36	73.52	3	23.00	0	0.00	1398	162.07
16	HDFC BANK	14059	4456.91	4271	3784.49	305	1890.67	0	0.00	19235	10112.06
17	ICICI BANK	7471	3908.90	2599	4104.12	265	829.61	0	0.00	10335	8842.63
18	IDBI BANK	3527	494.88	105	151.56	1	2.65	0	0.00	3633	649.09
19	INDUSIND BANK	50267	1202.86	357	558.61	34	182.07	0	0.00	50658	1943.55
20	J & K BANK	43	5.20	0	0.00	1	30.00	0	0.00	44	35.20
21	KARNATAKA BANK	19	4.16	3	1.53	0	0.00	0	0.00	22	5.69
22	KOTAK MAHINDRA BANK	591	160.03	163	140.09	7	27.87	0	0.00	761	327.98
23	SOUTH INDIAN BANK	10	0.35	1	3.00	0	0.00	0	0.00	11	3.35
24	YES BANK	302	110.33	112	115.91	4	17.92	0	0.00	418	244.17
25	KARUR VYSYA BANK	11	1.37	2	0.00	4	0.00	0	0.00	17	1.37
26	IDFC FIRST BANK	5692	176.25	108	15.03	22	1.80	0	0.00	5822	193.08
27	RBL BANK	86	15.92	110	12.39	1	2.75	0	0.00	197	31.07
	Total Private Sector Bank	285418	14604.00	9007	10586.68	1350	3587.48	0	0.00	295775	28778.17
	Total COMM. BANKS	589533	56692.64	18408	25005.88	2682	8656.18	4608	344.29	615231	90698.99
	CO-OPERATIVE BANKS										
28	STATE CO-OP. BANK	165	3.63	0	0.00	4	0.30	0	0.00	169	3.93
	Total Cooperative Bank	165	3.63	0	0.00	4	0.30	0	0.00	169	3.93
	REGIONAL RURAL BANKS										
29	BIHAR GRAMIN BANK	424727	8932.31	0	0.00	0	0.00	0	0.00	424727	8932.31
	Total Region Rural Bank	424727	8932.31	0	0.00	0	0.00	0	0.00	424727	8932.31
	SMALL FINANCE BANK										
30	JANA SMALL FIN. BANK	12880	149.10	0	0.00	0	0.00	0	0.00	12880	149.10
31	UJJIVAN SMALL FIN. BANK	23182	202.79	14	6.66	13	6.51	0	0.00	23209	215.96
32	UTKARSH SMALL FIN. BANK	2873	188.03	13	18.25	1	3.00	3	0.69	2890	209.95
33	ESAF SMALL FIN. BANK	7884	49.21	0	0.00	0	0.00	0	0.00	7884	49.21
34	UNITY SMALL FINANCE BANK	1605	15.63	0	0.00	0	0.00	0	0.00	1605	15.63
	Total Small Financial Bank	48424	604.76	27	24.89	14	9.51	3	0.69	48468	639.86
	TOTAL FOR BIHAR	1062849	66233.34	18435	25030.77	2700	8665.99	4611	344.98	1088595	100275.08

STATE LEVEL BANKERS' COMMITTEE, BIHAR

CONVENOR : STATE BANK OF INDIA

DISTRICT WISE MSME Disbursement FY 2025-26 AS ON 31.03.2026

No. in Actual and Amount in Rs.Crore

Sr. No.	Name of District	MSME									
		Micro Enterprises (Manufacturing + Service) (including Khadi & Village Industries)		Small Enterprises (Manufacturing + Service)		Medium Enterprises (Manufacturing + Service)		Other finance to MSMEs (As indicated in Master Direction on PSL)		Total MSMEs (PS)	
		A/c	Amt	A/c	Amt	A/c	Amt	A/c	Amt	A/c	Amt
1	ARARIA	23870	1412.84	384	506.52	18	38.71	11	8.85	24283	1966.91
2	ARWAL	7344	315.21	99	72.77	15	12.13	8	0.14	7466	400.25
3	AURANGABAD	19625	1467.87	304	457.19	64	65.35	20	0.61	20013	1991.03
4	BANKA	16505	506.25	140	87.45	8	22.34	38	7.85	16691	623.89
5	BEGUSARAI	37169	2366.44	585	992.45	57	320.88	154	3.47	37965	3683.24
6	BHAGALPUR	45303	2331.54	564	949.34	38	192.87	215	4.32	46120	3478.07
7	BHOJPUR	23529	1743.27	370	471.51	26	103.10	101	3.44	24026	2321.32
8	BUXAR	15602	866.72	394	171.25	8	1.00	23	0.58	16027	1039.55
9	DARBHANGA	38601	2558.43	438	637.09	55	115.49	66	45.85	39160	3356.86
10	GAYA	43167	2817.81	664	1127.68	98	318.58	213	19.89	44142	4283.96
11	GOPALGANJ	22631	1158.03	210	310.52	29	82.10	27	0.65	22897	1551.29
12	JAMUI	15185	540.12	127	150.83	13	21.44	33	4.24	15358	716.63
13	JEHANABAD	14105	500.51	131	111.99	14	11.11	14	0.24	14264	623.84
14	KAIMUR (BHABUA)	13452	592.34	203	147.82	13	15.48	19	0.45	13687	756.09
15	KATI HAR	33295	1805.25	388	654.47	43	134.11	24	25.52	33750	2619.36
16	KHAGARIA	14221	772.71	206	291.74	3	0.33	50	5.48	14480	1070.26
17	KISHANGANJ	17611	768.00	142	189.58	14	136.65	16	0.34	17783	1094.57
18	LAKHISARAI	9577	462.15	57	36.30	8	0.69	38	0.63	9680	499.77
19	MADHEPURA	20842	751.39	209	197.04	9	8.33	38	0.61	21098	957.36
20	MADHUBANI	32032	1955.70	320	400.62	13	13.72	30	0.82	32395	2370.86
21	MUNGER	15743	634.11	118	98.87	28	3.98	82	1.49	15971	738.45
22	MUZAFFARPUR	52716	4042.74	1149	1788.09	92	318.44	377	22.97	54334	6172.25
23	NALANDA	33749	1761.69	461	355.78	85	179.35	205	5.26	34500	2302.07
24	NAWADA	20624	992.61	246	243.56	28	25.79	88	22.75	20986	1284.71
25	PASHCHIM CHAMPARAN	26339	1750.34	446	526.23	21	88.47	169	3.04	26975	2368.08
26	PATNA	93991	11834.36	6004	9049.87	1508	5318.73	1429	89.00	102932	26291.95
27	PURBI CHAMPARAN	46098	2832.20	577	790.79	57	155.90	194	11.72	46926	3790.61
28	PURNIA	44524	2669.94	649	1187.84	90	531.78	73	1.80	45336	4391.35
29	ROHTAS	27783	2034.11	419	495.38	43	130.64	46	0.95	28291	2661.09
30	SAHARSA	18839	803.29	224	265.63	24	23.35	30	5.92	19117	1098.18
31	SAMASTIPUR	40923	2712.80	609	605.42	29	50.03	152	3.31	41713	3371.56
32	SARAN	43160	1890.29	286	286.79	29	5.09	115	11.90	43590	2194.08
33	SHEIKHPURA	6462	312.97	112	60.87	11	18.65	6	0.20	6591	392.69
34	SHEOHAR	6456	189.51	26	24.49	4	1.65	4	0.07	6490	215.72
35	SITAMARHI	27637	1331.53	221	258.32	27	21.13	278	7.63	28163	1618.61
36	SIWAN	39611	1750.66	353	422.84	24	73.87	35	16.12	40023	2263.49
37	SUPAUL	18365	780.91	186	158.16	13	3.82	50	1.12	18614	944.02
38	VAISHALI	36163	2216.71	414	447.69	41	100.92	140	5.74	36758	2771.05
	Total	1062849	66233.34	18435	25030.77	2700	8665.99	4611	344.98	1088595	100275.08

STATE LEVEL BANKERS' COMMITTEE BIHAR											
CONVENOR : STATE BANK OF INDIA											
BANK WISE MSME Outstanding FY 2025-26 AS ON 31.03.2026											
No. in Actual and Amount in Rs.Crore											
Sr. No.	Name of Bank	MSME									
		Micro Enterprises (Manufacturing + Service) (including Khedi & Village Industries)		Small Enterprises (Manufacturing + Service)s		Medium Enterprises (Manufacturing + Service)		Other finance to MSMEs (As indicated in Master Direction on PSL)		Total MSMEs (PS)	
		A/c	Amt	A/c	Amt	A/c	Amt	A/c	Amt	A/c	Amt
	LEAD BANKS										
1	STATE BANK OF INDIA	111706	9444.71	4137	3007.45	436	1987.10	5138	89.22	121417	14528.47
2	BANK OF BARODA	47218	3061.41	584	719.22	149	366.28	0	0.00	47951	4146.91
3	CANARA BANK	41854	2932.13	1477	871.97	84	152.52	509	66.46	43934	4024.08
4	CENTRAL BANK OF INDIA	80508	3683.79	1184	763.06	20	41.59	84	90.37	81796	4578.81
5	PUNJAB NATIONAL BANK	122355	6227.55	4576	1700.12	243	406.11	0	0.00	127174	8333.78
6	UNION BANK OF INDIA	33198	1807.66	631	482.22	45	83.29	0	0.00	33874	2373.17
7	UCO BANK	56880	1830.65	563	581.03	2	120.24	0	0.00	57245	2531.92
	OTHER BANKS										
8	BANK OF INDIA	74142	3668.12	899	854.99	563	187.51	0	0.00	75404	4710.62
9	BANK OF MAHARASHTRA	3515	337.07	80	129.32	7	34.81	0	0.00	3602	501.20
10	INDIAN BANK	25212	2688.05	715	954.07	44	356.35	0	0.00	25971	3996.47
11	INDIAN OVERSEAS BANK	8523	492.40	73	75.59	10	5.78	0	0.00	8606	573.75
12	PUNJAB AND SIND BANK	2239	167.97	25	32.67	0	0.00	0	0.00	2284	200.65
	Total Public Sector Bank	607160	36339.51	14744	10172.73	1603	3741.56	5731	246.05	629238	50499.85
	PRIVATE BANKS										
13	AXIS BANK	9174	1728.52	1888	1450.18	336	478.16	0	0.00	11398	3656.86
14	BANDHAN BANK	327871	2704.07	102	73.90	4	3.01	0	0.00	327977	2780.98
15	FEDERAL BANK	4074	63.27	62	57.91	14	20.52	0	0.00	4150	141.50
16	HDFC BANK	31324	5805.08	4317	3830.06	822	1156.68	0	0.00	36463	10791.82
17	ICICI BANK	11991	3907.32	3770	3546.20	452	775.04	0	0.00	16213	8228.56
18	IDBI BANK	4750	550.82	94	126.29	0	0.00	0	0.00	4844	677.11
19	INDUSIND BANK	119503	1943.80	395	153.58	31	70.33	0	0.00	119929	2167.71
20	J & K BANK	78	6.72	0	0.00	1	29.80	0	0.00	79	36.52
21	KARNATAKA BANK	26	6.59	2	1.10	0	0.00	0	0.00	28	7.69
22	KOTAK MAHINDRA BANK	2454	358.83	385	120.43	50	16.62	0	0.00	2889	495.88
23	SOUTH INDIAN BANK	9	0.33	4	2.75	0	0.00	0	0.00	13	3.08
24	YES BANK	817	139.22	203	112.05	11	18.86	0	0.00	1031	270.13
25	KARUR VYSYA BANK	11	2.20	1	0.02	0	0.00	0	0.00	12	2.22
26	IDFC FIRST BANK	7680	239.47	156	20.41	36	1.87	0	0.00	7872	261.75
27	RBL BANK	15	1.59	29	3.91	0	0.00	0	0.00	44	5.49
	Total Private Sector Bank	519777	17457.82	11408	9498.78	1757	2570.70	0	0.00	532942	29527.30
	Total COMM. BANKS	1126937	53797.33	26152	19671.51	3360	6312.26	5731	246.05	1162180	80027.15
	CO-OPERATIVE BANKS										
28	STATE CO-OP. BANK	717	11.89	0	0.00	199	4.39	0	0.00	916	16.27
	Total Cooperative Bank	717	11.89	0	0.00	199	4.39	0	0.00	916	16.27
	REGIONAL RURAL BANKS										
29	BIHAR GRAMIN BANK	239433	3902.25	0	0.00	0	0.00	0	0.00	239433	3902.25
	Total Region Rural Bank	239433	3902.25	0	0.00	0	0.00	0	0.00	239433	3902.25
	SMALL FINANCE BANK										
30	JANA SMALL FIN. BANK	21149	372.79	10	3.15	3	0.20	0	0.00	21162	376.13
31	UJJIVAN SMALL FIN. BANK	65434	336.82	21	8.34	14	4.28	0	0.00	65469	349.44
32	UTKARSH SMALL FIN. BANK	14712	626.74	59	53.67	4	13.10	3	0.64	14778	694.14
33	ESAF SMALL FIN. BANK	24601	95.83	0	0.00	0	0.00	0	0.00	24601	95.83
34	UNITY SMALL FINANCE BANK	9326	62.09	2	1.01	0	0.00	0	0.00	9328	63.10
	Total Small Financial Bank	135222	1494.27	92	66.16	21	17.59	3	0.64	135338	1578.65
	TOTAL FOR BIHAR	1502309	59205.73	26244	19737.67	3580	6334.24	5734	246.69	1537867	85524.32

STATE LEVEL BANKERS' COMMITTEE, BIHAR

CONVENOR : STATE BANK OF INDIA

DISTRICT WISE ACP - MSME Outstanding FY 2025-26 AS ON 31.03.2026

No. in Actual and Amount in Rs.Crore

Sr. No.	Name of District	MSME									
		Micro Enterprises (Manufacturing + Service) (including Khadi & Village		Small Enterprises (Manufacturing + Service)s		Medium Enterprises (Manufacturing + Service)		Other finance to MSMEs (As indicated in Master Direction on		Total MSMEs (PS)	
		A/c	Amt	A/c	Amt	A/c	Amt	A/c	Amt	A/c	Amt
1	ARARIA	38047	1190.62	504	416.03	18	23.29	10	4.72	38579	1634.67
2	ARWAL	8270	245.55	118	57.61	0	0.00	10	0.13	8398	303.29
3	AURANGABAD	27545	1105.74	545	362.23	167	57.96	27	0.77	28284	1526.69
4	BANKA	21855	582.95	211	129.74	6	0.31	50	4.52	22122	717.52
5	BEGUSARAI	53220	2111.56	1235	876.29	173	321.93	224	4.33	54852	3314.11
6	BHAGALPUR	72227	2467.67	891	802.57	187	161.44	266	4.87	73571	3436.56
7	BHOJPUR	32773	1152.42	507	313.41	18	61.55	109	3.44	33407	1530.83
8	BUXAR	24356	732.80	536	148.20	13	2.33	25	0.45	24930	883.77
9	DARBHANGA	53324	1837.99	702	408.96	54	106.72	81	20.72	54161	2374.39
10	GAYA	62376	2940.92	1106	811.45	110	186.21	243	11.51	63835	3950.09
11	GOPALGANJ	25116	988.89	325	236.24	230	99.30	45	0.77	25716	1325.20
12	JAMUI	20330	486.84	174	120.71	17	15.14	45	1.31	20566	624.00
13	JEHANABAD	19148	492.14	200	74.37	11	5.47	17	0.27	19376	572.26
14	KAIMUR (BHABUA)	16608	507.33	256	99.93	10	4.45	24	0.83	16898	612.54
15	KATI HAR	41580	1311.51	497	430.39	64	67.20	34	8.93	42175	1818.03
16	KHAGARIA	20806	531.10	244	175.91	2	0.17	58	2.42	21110	709.60
17	KISHANGANJ	24659	632.70	207	127.95	12	86.26	17	0.47	24895	847.38
18	LAKHISARAI	11996	369.67	151	38.50	3	0.11	42	0.68	12192	408.97
19	MADHEPURA	25164	684.91	276	152.95	17	23.56	43	0.64	25500	862.06
20	MADHUBANI	38198	1290.20	468	210.13	15	7.32	50	1.06	38731	1508.71
21	MUNGER	22213	633.51	423	82.47	31	4.48	95	1.51	22762	721.98
22	MUZAFFARPUR	90413	4018.61	1775	1523.32	98	199.13	444	14.43	92730	5755.50
23	NALANDA	45442	1552.07	719	276.86	66	46.07	258	5.88	46485	1880.87
24	NAWADA	26657	775.30	585	156.98	39	25.70	99	12.67	27380	970.65
25	PASHCHIM CHAMPARAN	32730	1341.61	626	395.22	29	78.22	193	3.57	33578	1818.63
26	PATNA	168037	12293.54	6884	7364.95	1711	4112.10	1841	88.54	178473	23859.14
27	PURBI CHAMPARAN	56385	2516.35	805	624.94	66	51.81	229	8.16	57485	3201.26
28	PURNIA	70406	2430.40	901	847.90	91	335.07	95	2.19	71493	3615.55
29	ROHTAS	42842	1769.67	660	369.82	40	42.29	64	1.17	43606	2182.96
30	SAHARSA	26636	758.45	350	283.02	26	21.44	39	4.87	27051	1067.77
31	SAMASTIPUR	54871	2025.25	900	489.25	47	35.58	173	2.99	55991	2553.08
32	SARAN	56287	1657.43	567	277.62	41	3.64	165	6.01	57060	1944.70
33	SHEIKHPURA	7654	320.02	146	61.62	7	10.65	12	0.25	7819	392.54
34	SHEOHAR	6496	194.80	45	17.62	4	1.66	4	0.07	6549	214.15
35	SITAMARHI	31515	1163.55	345	220.98	32	21.74	321	7.74	32213	1414.00
36	SIWAN	52868	1657.97	486	284.71	56	53.23	43	7.04	53453	2002.95
37	SUPAUL	23782	690.42	305	122.83	17	2.69	65	1.19	24169	817.13
38	VAISHALI	49477	1743.26	569	343.97	52	58.02	174	5.56	50272	2150.80
	Total	1502309	59205.73	26244	19737.67	3580	6334.24	5734	246.69	1537867	85524.32

STATE LEVEL BANKERS' COMMITTEE, BIHAR

CONVENOR : STATE BANK OF INDIA

BANK WISE NPA Outstanding FY 2025-26 AS ON 31.03.2026

No. in Actual and Amount in Rs.Crore

Sr. No.	Name of Bank	MSME									
		Micro Enterprises (Manufacturing + Service) (including Khadi & Village Industries)		Small Enterprises (Manufacturing + Service)		Medium Enterprises (Manufacturing + Service)s		Other finance to MSMEs (As indicated in Master Direction on PSL)		Total MSMEs (PS)	
		A/c	Amt	A/c	Amt	A/c	Amt	A/c	Amt	A/c	Amt
	LEAD BANKS										
1	STATE BANK OF INDIA	10062	257.53	196	39.73	12	2.65	16	0.29	10286	300.20
2	BANK OF BARDOA	14228	321.44	35	44.49	5	9.75	0	0.00	14268	375.69
3	CANARA BANK	11188	265.80	521	49.91	16	6.58	205	3.08	11930	325.37
4	CENTRAL BANK OF INDIA	49038	461.61	369	40.52	7	0.97	22	1.49	49436	504.60
5	PUNJAB NATIONAL BANK	48731	708.82	2440	134.09	80	7.91	0	0.00	51251	850.82
6	UNION BANK OF INDIA	6244	103.28	31	14.28	0	0.00	0	0.00	6275	117.56
7	UCO BANK	23221	225.83	30	49.81	0	0.00	0	0.00	23251	275.64
	OTHER BANKS										
8	BANK OF INDIA	18229	390.02	41	36.36	4	0.04	0	0.00	18274	426.42
9	BANK OF MAHARASHTRA	787	6.76	2	3.31	0	0.00	0	0.00	789	10.06
10	INDIAN BANK	4629	177.25	48	33.10	3	0.02	0	0.00	4680	210.37
11	INDIAN OVERSEAS BANK	404	8.57	1	0.00	0	0.00	0	0.00	405	8.57
12	PUNJAB AND SIND BANK	689	17.82	0	0.00	0	0.00	0	0.00	689	17.82
	Total Public Sector Bank	187450	2944.73	3714	445.61	127	27.92	243	4.87	191534	3423.12
	PRIVATE BANKS										
13	AXIS BANK	545	60.86	99	51.67	11	0.31	0	0.00	655	112.84
14	BANDHAN BANK	29871	163.77	0	0.00	0	0.00	0	0.00	29871	163.77
15	FEDERAL BANK	2095	3.42	0	0.00	4	1.15	0	0.00	2099	4.58
16	HDFC BANK	1240	126.83	78	44.66	1	0.03	0	0.00	1319	171.52
17	ICICI BANK	542	55.21	82	56.26	15	19.51	0	0.00	639	130.97
18	IOBI BANK	635	24.67	0	0.00	0	0.00	0	0.00	635	24.67
19	INDUSIND BANK	4420	86.69	21	0.70	4	0.82	0	0.00	4445	88.21
20	J & K BANK	4	0.08	0	0.00	0	0.00	0	0.00	4	0.08
21	KARNATAKA BANK	4	0.16	0	0.00	0	0.00	0	0.00	4	0.16
22	KOTAK MAHINDRA BANK	173	18.62	7	0.72	11	2.84	0	0.00	191	22.18
23	SOUTH INDIAN BANK	1	0.00	0	0.00	0	0.00	0	0.00	1	0.00
24	YES BANK	20	2.15	0	0.00	0	0.00	0	0.00	20	2.15
25	KARUR VYSYA BANK	0	0.00	0	0.00	0	0.00	0	0.00	0	0.00
26	IDFC FIRST BANK	72	3.22	0	0.00	0	0.00	0	0.00	72	3.22
27	RBL BANK	1	0.45	0	0.00	0	0.00	0	0.00	1	0.45
	Total Private Sector Bank	39623	546.13	287	154.00	46	24.67	0	0.00	39956	724.81
	Total COMM. BANKS	227073	3490.87	4001	599.61	173	52.59	243	4.87	231490	4147.93
	CO-OPERATIVE BANKS										
28	STATE CO-OP. BANK	134	1.69	0	0.00	111	10.60	0	0.00	245	12.28
	Total Cooperative Bank	134	1.69	0	0.00	111	10.60	0	0.00	245	12.28
	REGIONAL RURAL BANKS										
29	BIHAR GRAMIN BANK	151485	1004.71	0	0.00	0	0.00	0	0.00	151485	1004.71
	Total Region Rural Bank	151485	1004.71	0	0.00	0	0.00	0	0.00	151485	1004.71
	SMALL FINANCE BANK										
30	JANA SMALL FIN. BANK	458	5.61	0	0.00	0	0.00	0	0.00	458	5.61
31	UJIVAN SMALL FIN. BANK	2517	5.08	0	0.00	0	0.00	0	0.00	2517	5.08
32	UTIKARSH SMALL FIN. BANK	1311	32.24	2	1.46	0	0.00	0	0.00	1313	33.71
33	ESAF SMALL FIN. BANK	3337	9.27	0	0.00	0	0.00	0	0.00	3337	9.27
34	UNITY SMALL FINANCE BANK	2012	11.21	0	0.00	0	0.00	0	0.00	2012	11.21
	Total Small Financial Bank	9635	63.41	2	1.46	0	0.00	0	0.00	9637	64.87
	TOTAL FOR BIHAR	388327	4560.67	4003	601.07	284	63.18	243	4.87	392857	5229.79

STATE LEVEL BANKERS' COMMITTEE, BIHAR
CONVENOR : STATE BANK OF INDIA
DISTRICT WISE MSME NPA Outstanding FY 2025-26 AS ON 31.03.2026

No. in Actual and Amount in Rs.Crore

Sr. No.	Name of District	MSME									
		Micro Enterprises (Manufacturing + Service) (including Khadi & Village		Small Enterprises (Manufacturing + Service)		Medium Enterprises (Manufacturing + Service)s		Other finance to MSMEs (As indicated in Master Direction on		Total MSMEs (PS)	
		A/c	Amt	A/c	Amt	A/c	Amt	A/c	Amt	A/c	Amt
1	ARARIA	10696	88.36	26	15.95	3	0.06	0	0.00	10725	104.37
2	ARWAL	2282	23.22	10	0.76	0	0.00	0	0.00	2292	23.97
3	AURANGABAD	8870	108.49	164	39.02	7	1.84	1	0.20	9042	149.54
4	BANKA	6532	77.69	23	41.82	1	0.01	8	0.06	6564	119.57
5	BEGUSARAI	9447	116.69	351	24.85	4	0.01	2	0.02	9804	141.56
6	BHAGALPUR	11840	134.63	84	11.63	17	0.39	4	0.24	11945	146.87
7	BHOJPUR	11595	83.45	68	3.18	2	0.05	0	0.00	11665	86.68
8	BUXAR	12024	75.32	72	7.29	2	0.05	1	0.01	12099	82.67
9	DARBHANGA	11361	119.04	126	3.56	4	11.90	9	0.11	11500	134.62
10	GAYA	17831	220.33	158	11.10	1	0.00	3	0.00	17993	231.44
11	GOPALGANJ	8225	84.61	34	3.83	87	0.51	7	0.05	8353	89.00
12	JAMUI	6215	51.64	22	0.93	2	0.03	4	0.05	6243	52.65
13	JEHANABAD	4150	52.03	29	0.88	0	0.00	0	0.00	4179	52.91
14	KAIMUR (BHABUA)	7481	58.95	33	2.62	1	0.01	2	0.23	7517	61.81
15	KATIHAR	8089	82.81	35	1.63	1	0.00	4	0.10	8129	84.54
16	KHAGARIA	4441	39.99	19	2.13	0	0.00	0	0.00	4460	42.13
17	KISHANGANJ	6874	50.29	19	0.91	0	0.00	0	0.00	6893	51.20
18	LAKHISARAI	3194	27.31	61	1.71	0	0.00	1	0.00	3256	29.03
19	MADHEPURA	10681	83.54	11	0.81	5	0.26	2	0.02	10699	84.64
20	MADHUBANI	11811	109.42	83	4.12	1	0.00	2	0.02	11897	113.56
21	MUNGER	6573	69.99	241	4.55	2	0.00	5	0.04	6821	74.58
22	MUZAFFARPUR	22909	268.48	270	9.43	5	0.11	12	0.30	23196	278.32
23	NALANDA	12906	131.86	152	7.55	26	10.13	9	0.23	13093	149.77
24	NAWADA	9154	68.59	229	5.23	13	0.11	4	0.07	9400	74.01
25	PASHCHIM CHAMPARAN	11129	101.93	107	9.39	1	0.01	10	0.16	11247	111.48
26	PATNA	27340	911.94	813	308.83	70	37.06	62	1.71	28285	1259.54
27	PURBI CHAMPARAN	14703	159.17	95	19.06	7	0.21	7	0.16	14812	178.60
28	PURNIA	11919	136.19	65	12.19	0	0.00	9	0.12	11993	148.49
29	ROHTAS	17580	164.81	87	5.59	11	0.12	5	0.06	17683	170.58
30	SAHARSA	7884	71.81	58	4.58	0	0.00	2	0.03	7944	76.42
31	SAMASTIPUR	10279	137.94	99	10.46	3	0.02	12	0.06	10393	148.48
32	SARAN	17004	171.90	158	9.56	1	0.02	28	0.09	17191	181.56
33	SHEIKHPURA	2480	29.37	19	1.94	1	0.02	1	0.00	2501	31.33
34	SHECHAR	2952	29.99	7	0.51	2	0.12	0	0.00	2961	30.62
35	SITAMARHI	10692	99.45	27	0.56	0	0.00	1	0.00	10720	100.00
36	SIWAN	9008	121.21	58	4.88	4	0.14	10	0.22	9080	126.45
37	SUPAUL	7762	64.42	32	1.62	0	0.00	1	0.00	7795	66.04
38	VAISHALI	12414	133.82	58	6.41	0	0.00	15	0.51	12487	140.74
	Total	388327	4560.67	4003	601.07	284	63.18	243	4.87	392857	5229.79

STATE LEVEL BANKERS' COMMITTEE, BIHAR
CONVENOR : STATE BANK OF INDIA
BANK WISE TOTAL ACP - Agriculture Disbursement FY 2025-26 AS ON 31.03.2026

No. in Actual and Amount in Rs.Crore

Sr. No.	Name of Bank	Agriculture Disbursement											
		Farm Credit				Out of Farm Credit, total allied activities		Agri. Infrastructure		Ancillary Activities		Total Agriculture (P5)	
		Crop Loan		Term Loan		A/c	Amt	A/c	Amt	A/c	Amt	A/c	Amt
	A/c	Amt	A/c	Amt	A/c	Amt	A/c	Amt	A/c	Amt	A/c	Amt	
LEAD BANKS													
1	STATE BANK OF INDIA	129525	1275.98	111246	1464.61	1140	46.76	51	21.11	124587	3074.58	365409	5835.89
2	BANK OF BARODA	45822	926.71	43117	999.46	52361	708.68	729	50.28	5447	582.89	95115	1559.35
3	CANARA BANK	29780	654.73	3685	76.53	8227	112.41	78	43.93	3357	185.50	36900	960.68
4	CENTRAL BANK OF INDIA	119245	3958.33	2701	95.17	546	6.22	69	41.42	1192	169.13	123207	4244.05
5	PUNJAB NATIONAL BANK	37453	1697.39	13339	609.42	8633	191.98	341	173.58	3003	2779.90	54136	5260.29
6	UNION BANK OF INDIA	40895	476.55	22204	482.07	19847	344.54	49	20.49	1706	279.57	64854	1258.67
7	UCO BANK	33244	725.54	1586	32.46	0	0.00	36	28.15	239	51.66	35125	837.81
OTHER BANKS													
8	BANK OF INDIA	19745	143.48	38803	1097.85	12444	315.96	40	16.24	37096	1319.93	95884	2577.50
9	BANK OF MAHARASHTRA	250	12.34	3942	39.01	276	8.81	42	6.09	2220	136.70	6494	194.15
10	INDIAN BANK	18283	269.76	9727	158.22	11373	161.64	610	41.21	917	649.58	29337	1114.78
11	INDIAN OVERSEAS BANK	1438	51.43	913	44.72	350	12.48	73	3.26	1209	370.67	3633	470.07
12	PUNJAB AND SIND BANK	236	4.45	304	23.03	146	2.83	5	2.44	211	24.01	756	53.93
	Total Public Sector Bank	475916	10172.30	251567	5122.56	95343	1912.31	2123	448.20	181204	9624.13	910810	25367.19
PRIVATE BANKS													
13	AXIS BANK	6173	150.46	137318	782.38	10743	171.80	7	1.70	463	890.34	143961	1824.87
14	BANDHAN BANK	1	0.20	324526	3088.50	324526	3088.50	0	0.00	11203	137.16	535730	3225.66
15	FEDERAL BANK	1588	76.39	0	0.00	0	0.00	0	0.00	33	9.83	1621	86.22
16	HDFC BANK	1245	48.83	203982	1749.41	87586	596.99	61	38.13	1422	1026.63	206710	2863.01
17	ICICI BANK	1092	79.14	34471	694.39	18017	160.00	0	0.00	282	332.90	35845	1106.43
18	IDBI BANK	16142	144.28	31731	254.27	14955	119.48	12	4.02	256	44.47	48141	447.04
19	INDUSIND BANK	0	0.00	317372	1521.31	255756	1237.42	0	0.00	0	0.00	317372	1521.31
20	J & K BANK	0	0.00	1	0.01	0	0.00	0	0.00	0	0.00	1	0.01
21	KARNATAKA BANK	1	0.05	0	0.00	0	0.00	0	0.00	1	0.25	2	0.30
22	KOTAK MAHINDRA BANK	0	0.00	97714	797.67	93372	575.59	2	0.09	0	0.00	97716	797.76
23	SOUTH INDIAN BANK	0	0.00	0	0.00	0	0.00	0	0.00	0	0.00	0	0.00
24	YES BANK	0	0.00	35354	197.77	35354	197.77	0	0.00	12	9.76	35366	207.53
25	KARUR VYSYA BANK	0	0.00	0	0.00	0	0.00	0	0.00	0	0.00	0	0.00
26	IDFC FIRST BANK	0	0.00	47994	301.10	47929	300.02	0	0.00	0	0.00	47994	301.10
27	RBL BANK	0	0.00	336563	2062.66	244261	1425.07	0	0.00	282	16.67	336845	2079.33
	Total Private Sector Bank	26242	499.35	1567026	11449.47	1132499	7872.65	82	43.94	13954	2468.01	1607304	14460.77
	Total COMM. BANKS	502158	10671.65	1818593	16572.03	1227842	9784.96	2205	492.14	195158	12092.14	2518114	39827.96
CO-OPERATIVE BANKS													
28	STATE CO-OP. BANK	95667	2652.14	1373	425.36	221	1500.54	128	2.99	54385	8762.68	151553	11843.17
	Total Cooperative Bank	95667	2652.14	1373	425.36	221	1500.54	128	2.99	54385	8762.68	151553	11843.17
REGIONAL RURAL BANKS													
29	BIHAR GRAMIN BANK	1060107	20010.25	43593	345.42	75996	558.69	25	2.19	15	0.34	1103740	20358.20
	Total Region Rural Bank	1060107	20010.25	43593	345.42	75996	558.69	25	2.19	15	0.34	1103740	20358.20
SMALL FINANCE BANK													
30	JANA SMALL FIN. BANK	0	0.00	44997	293.52	42960	281.47	0	0.00	0	0.00	44997	293.52
31	UJIVAN SMALL FIN. BANK	127	0.92	166979	1249.94	15694	128.25	0	0.00	0	0.00	167106	1250.86
32	UTKARSH SMALL FIN. BANK	0	0.00	298238	2056.04	203059	1412.27	0	0.00	0	0.00	295258	2056.04
33	ESAF SMALL FIN. BANK	0	0.00	12659	235.03	12659	235.03	0	0.00	0	0.00	12659	235.03
34	UNITY SMALL FINANCE BANK	0	0.00	24404	175.24	24404	175.24	0	0.00	20495	153.85	44899	329.09
	Total Small Financial Bank	127	0.92	544297	4009.77	300776	2252.26	0	0.00	20495	153.85	564919	4164.54
	TOTAL FOR BIHAR	1658059	33334.96	2407856	21352.58	1604835	14076.45	2358	497.33	270053	21009.00	4338326	76193.87

STATE LEVEL BANKERS' COMMITTEE, BIHAR													
CONVENOR : STATE BANK OF INDIA													
DISTRICT WISE ACP - Agriculture Disbursement FY 2025-26 AS ON 31.03.2026													
Agriculture Disbursement													No. in Actual and Amount in Rs.Crore
Sr. No.	Name of District	Farm Credit				Out of Farm Credit, total allied activities		Agri. Infrastructure		Ancillary Activities		Total Agriculture (P5)	
		Crop Loan		Term Loan		A/c	Amt	A/c	Amt	A/c	Amt	A/c	Amt
		A/c	Amt	A/c	Amt								
1	ARARIA	29976	705.94	57716	742.65	39050	431.90	53	27.29	7261	305.13	95006	1781.00
2	ARWAL	16492	531.95	6848	70.26	4079	32.95	14	0.72	431	42.77	23485	645.70
3	AURANGABAD	59681	1088.51	31263	308.23	23631	195.99	40	6.51	1967	752.25	92951	2155.50
4	BANKA	28642	450.87	21713	204.37	16573	137.74	30	18.22	3145	337.04	53530	1010.51
5	BEGUSARAI	78894	1122.80	109073	1046.55	63551	534.44	40	28.89	4659	490.89	192666	2689.12
6	BHAGALPUR	42629	710.91	59544	665.34	26276	292.44	61	26.26	4830	329.72	107464	1732.22
7	BHOJIPUR	53422	886.23	48060	380.61	38113	259.41	66	13.07	19219	624.96	110787	1904.88
8	BUXAR	33017	573.81	29498	230.28	19479	146.37	67	8.09	15942	372.00	78524	1204.18
9	DARBHANGA	42242	914.69	70211	598.54	47090	363.55	118	10.42	5761	455.52	118332	1979.17
10	GAYA	76220	1555.32	160463	1136.45	60084	428.94	75	13.19	7274	485.90	244032	3190.86
11	GOPALGANJ	40642	931.29	40373	366.59	31573	241.81	19	3.76	4386	133.22	85420	1434.87
12	JAMUI	40069	435.25	18573	177.72	12438	104.80	13	0.89	2178	174.35	60833	788.21
13	JEHANABAD	20921	375.34	10981	163.87	4013	49.11	16	2.99	799	74.61	32717	616.81
14	KAIMUR (BHABUA)	32785	947.75	20620	221.02	12153	89.36	25	7.47	1744	530.85	55174	1707.10
15	KATI HAR	48979	1066.17	66052	670.89	56129	508.89	48	15.95	7558	442.56	122637	2195.58
16	KHAGARIA	34684	407.40	23424	398.93	18318	218.36	39	5.86	2827	176.27	62944	988.26
17	KISHANGANJ	22527	618.54	52623	612.22	39914	394.85	23	11.47	4168	138.22	79341	1380.45
18	LAHISARAI	20180	380.26	13694	164.26	9114	86.36	15	2.54	1254	136.95	35123	664.01
19	MADHEPURA	21390	440.98	40651	320.03	34299	242.42	19	5.38	7622	285.89	69682	1052.48
20	MADHUBANI	59593	1265.99	45011	389.78	26226	201.40	28	7.43	8183	438.11	112815	2101.31
21	MUNGER	21047	263.77	14906	152.28	12647	109.19	33	3.40	1029	122.52	37014	541.97
22	MUZAFFARPUR	70019	1298.24	173933	1401.23	110673	855.17	146	22.64	10504	884.37	254602	3606.48
23	NALANDA	67827	940.82	30370	391.89	20406	208.02	43	11.58	2001	488.96	100241	1833.26
24	NAWADA	56344	629.55	23850	280.76	15623	134.85	14	13.18	1361	235.37	81589	1158.86
25	PASHCHIM CHAMPARAN	63904	1345.70	62833	607.64	37548	302.07	38	4.47	4208	352.39	130983	2310.20
26	PATNA	46541	2609.55	402812	3119.31	304410	3589.61	515	66.14	32156	7067.00	482024	12862.00
27	PURBI CHAMPARAN	84051	1770.40	89169	752.93	50655	401.87	24	7.01	16368	935.53	189612	3465.87
28	PURNIA	45719	919.86	57398	762.06	40147	364.46	104	57.85	10521	728.52	113743	2468.30
29	ROHTAS	66375	1085.91	33387	355.50	16857	148.37	77	12.04	2806	732.63	102645	2186.09
30	SAHARSA	18939	357.08	25490	254.73	15262	132.99	13	3.15	6932	244.99	51374	859.94
31	SAMASTIPUR	103279	1610.16	76696	787.41	44211	448.74	75	52.86	23086	394.86	203136	3045.28
32	SARAN	37694	976.55	66043	723.02	63981	504.66	58	2.67	11549	416.97	135324	2121.21
33	SHEIKHPURA	13887	221.01	9497	128.33	6041	66.16	8	1.36	489	55.31	23881	406.02
34	SHEOHAR	7904	141.27	9592	109.65	5023	57.31	11	0.09	1718	91.93	19225	342.95
35	SITAMARHI	35281	706.70	33962	364.67	14519	136.41	159	8.09	6587	356.41	75989	1435.87
36	SIWAN	37642	1008.64	134941	869.95	109115	678.64	147	5.49	9392	365.26	182122	2249.34
37	SUPAUL	29552	591.08	18279	204.30	13356	114.54	16	2.31	8575	155.62	56422	953.31
38	VAISHALI	49119	1466.66	196188	1198.33	142258	864.51	88	6.58	9542	453.13	254937	3124.71
	Total	1658059	33334.96	2407856	21352.58	1604835	14076.45	2358	497.33	270053	21009.00	4338326	76193.87

STATE LEVEL BANKERS' COMMITTEE, BIHAR															
CONVENOR : STATE BANK OF INDIA															
BANK WISE Agriculture Outstanding FY 2025-26 AS ON 31.03.2026															
No. in Actual and Amount in Rs.Crore															
Sr. No.	Name of Bank	Agriculture Outstanding													
		Farm Credit				Out of Farm Credit, total allied activities		Agri. Infrastructure		Ancillary Activities		Total Agriculture (P5)			
		Crop Loan		Term Loan		A/c	Amt	A/c	Amt	A/c	Amt	A/c	Amt	A/c	Amt
		A/c	Amt	A/c	Amt										
LEAD BANKS															
1	STATE BANK OF INDIA	347190	3029.61	246312	1761.15	2908	105.28		56	35.93	146874	6603.45	740432	11430.14	
2	BANK OF BARODA	73425	1393.85	46577	1581.82	34345	1205.99		863	90.10	7269	693.85	128134	3759.83	
3	CANARA BANK	96268	1606.43	18221	250.86	15578	224.89		175	137.28	6540	671.65	121204	2666.22	
4	CENTRAL BANK OF INDIA	283247	4442.14	29456	288.10	75570	2482.67		230	43.42	2574	256.74	315507	5030.40	
5	PUNJAB NATIONAL BANK	289934	3378.02	85143	2042.05	28197	506.02		1511	329.20	14408	1607.49	390996	7356.76	
6	UNION BANK OF INDIA	64558	721.99	30043	494.45	22084	334.90		62	40.04	2737	316.02	97400	1573.50	
7	UCO BANK	159814	1402.04	15873	103.98	2041	9.87		135	92.78	411	52.07	176233	1650.88	
OTHER BANKS															
8	BANK OF INDIA	104330	636.36	48959	1263.75	17146	373.97		86	42.38	41541	2095.33	194916	4037.91	
9	BANK OF MAHARASHTRA	246	8.88	1161	51.81	160	9.61		24	20.73	2118	171.09	3549	251.51	
10	INDIAN BANK	66996	882.86	15753	509.09	11840	372.56		510	70.91	2142	578.70	85401	2041.56	
11	INDIAN OVERSEAS BANK	3479	205.94	1280	34.88	4639	99.57		45	2.92	416	100.85	5220	344.58	
12	PUNJAB AND SIND BANK	311	7.56	351	27.20	157	4.51		5	2.49	232	29.34	895	65.58	
	Total Public Sector Bank	1489798	17716.88	539129	8409.12	214885	5729.85		3702	908.09	227262	13176.56	2259891	40210.67	
PRIVATE BANKS															
13	AXIS BANK	5722	148.16	253186	968.68	62259	240.90		13	5.46	530	821.91	259451	1944.20	
14	BANDHAN BANK	3	0.21	413725	2713.13	413723	2713.06		1	0.06	17654	160.46	431383	2873.85	
15	FEDERAL BANK	10301	55.67	6	0.48	9288	11.94		1	1.51	211	12.30	10519	69.95	
16	HDFC BANK	2334	79.59	506952	2276.94	272070	926.32		142	102.51	665	670.72	510093	3129.77	
17	ICICI BANK	3830	211.60	16595	517.32	4528	40.29		0	0.00	323	268.36	20748	997.28	
18	IDBI BANK	20923	164.41	64546	284.07	15186	98.88		36	11.63	372	45.79	85677	505.90	
19	INDUSIND BANK	0	0.00	1252544	3091.79	1008137	2535.49		0	0.00	0	0.00	1252544	3091.79	
20	J & K BANK	1	0.00	1	0.01	0	0.00		0	0.00	0	0.00	1	0.01	
21	KARNATAKA BANK	0	0.00	0	0.00	0	0.00		1	0.14	1	0.24	1	0.38	
22	KOTAK MAHINDRA BANK	520	0.21	209433	1052.78	194855	550.64		1	0.06	0	0.00	209954	1053.06	
23	SOUTH INDIAN BANK	0	0.00	0	0.00	0	0.00		0	0.00	0	0.00	0	0.00	
24	YES BANK	0	0.00	77315	250.17	77315	250.17		0	0.00	15	9.79	77330	259.96	
25	KARUR VYSYA BANK	0	0.00	0	0.00	0	0.00		0	0.00	0	0.00	0	0.00	
26	IDFC FIRST BANK	0	0.00	96370	338.94	94915	330.38		0	0.00	0	0.00	96370	338.94	
27	RBL BANK	0	0.00	631445	2295.13	439639	1514.58		0	0.00	2133	72.38	633578	2367.51	
	Total Private Sector Bank	43634	659.87	3522118	13789.43	2591915	9212.67		195	121.37	21904	2061.95	3587851	16632.61	
	Total COMM. BANKS	1533432	18376.75	4061247	22198.55	2806800	14942.52		3897	1029.45	249166	15238.53	5847742	56843.28	
CO-OPERATIVE BANKS															
28	STATE CO-OP. BANK	327538	2708.79	47993	445.43	221	1500.54		163	3.00	9511	8530.32	385205	11687.55	
	Total Cooperative Bank	327538	2708.79	47993	445.43	221	1500.54		163	3.00	9511	8530.32	385205	11687.55	
REGIONAL RURAL BANKS															
29	BIHAR GRAMIN BANK	2103668	24646.50	91367	615.81	128132	568.57		95	6.20	204	1.18	2195334	25269.69	
	Total Region Rural Bank	2103668	24646.50	91367	615.81	128132	568.57		95	6.20	204	1.18	2195334	25269.69	
SMALL FINANCE BANK															
30	JANA SMALL FIN. BANK	0	0.00	131252	448.62	121219	424.13		0	0.00	0	0.00	131252	448.62	
31	UJIVAN SMALL FIN. BANK	221	1.08	300643	1367.98	23434	129.62		0	0.00	0	0.00	300864	1369.06	
32	UTKARSH SMALL FIN. BANK	0	0.00	574392	2443.23	454216	1952.32		0	0.00	0	0.00	574392	2443.23	
33	ESAF SMALL FIN. BANK	0	0.00	63330	284.78	63330	284.78		0	0.00	0	0.00	63330	284.78	
34	UNITY SMALL FINANCE BANK	0	0.00	91675	293.97	91675	293.97		0	0.00	25283	150.09	116958	444.05	
	Total Small Financial Bank	221	1.08	1161292	4838.58	753874	3084.82		0	0.00	25283	150.09	1186796	4989.74	
	TOTAL FOR BIHAR	3964859	45733.12	5361899	28098.37	3689027	20096.45		4155	1038.66	284164	23920.12	9615077	98790.26	

STATE LEVEL BANKERS' COMMITTEE, BIHAR
CONVENOR : STATE BANK OF INDIA
DISTRICT WISE Agriculture Outstanding FY 2025-26 AS ON 31.03.2026

No. in Actual and Amount in Rs.Crore

Sr. No.	Name of District	Agriculture Outstanding											
		Farm Credit				Out of Farm Credit, total allied activities		Agri. Infrastructure		Ancillary Activities		Total Agriculture (P5)	
		Crop Loan		Term Loan		A/c	Amt	A/c	Amt	A/c	Amt	A/c	Amt
		A/c	Amt	A/c	Amt								
1	ARARIA	97966	1113.55	106688	655.59	72608	495.12	87	37.59	9353	497.07	214094	2303.80
2	ARWAL	26521	304.20	11835	101.66	6563	40.17	26	8.40	780	110.12	39162	524.38
3	AURANGABAD	105307	1128.81	66011	512.09	42041	244.42	86	16.25	3230	662.17	174634	2319.31
4	BANKA	77804	688.36	51836	296.03	40661	211.85	73	13.57	4141	371.82	133854	1369.78
5	BEGUSARAI	169989	1622.18	235587	1290.70	141894	684.27	90	63.61	5829	532.92	411495	3508.80
6	BHAGALPUR	102704	1087.32	105565	761.37	48956	337.72	101	35.48	6048	310.57	214418	2194.75
7	BHOJIPUR	95404	979.58	117200	536.80	89609	344.81	120	25.23	3083	404.33	215807	1945.94
8	BUXAR	79729	738.70	53013	314.29	32703	173.33	88	11.54	2393	363.82	135223	1428.35
9	DARBHANGA	88948	1101.39	141319	725.82	105227	515.61	145	15.82	7595	333.09	238007	2376.11
10	GAYA	136026	1467.77	430698	1805.90	171421	748.40	247	16.76	9230	850.98	576201	4141.41
11	GOPALGANJ	129255	1528.10	73777	427.21	65969	461.55	20	3.90	5377	207.71	208429	2166.92
12	JAMUI	100970	861.27	32088	209.33	21806	125.79	15	2.65	2789	275.58	135862	1348.83
13	JEHANABAD	35144	433.53	20767	255.82	7204	73.52	28	3.01	1449	191.89	57388	884.25
14	KAIMUR (BHABUA)	72555	856.60	37134	290.68	22488	110.99	44	13.89	2543	566.81	112276	1729.97
15	KATI HAR	107261	1616.28	115894	794.46	103318	936.45	111	40.05	9086	595.05	232352	3045.84
16	KHAGARIA	105286	856.44	52595	443.50	41608	259.72	47	16.99	3395	219.82	161323	1536.74
17	KISHANGANJ	70870	851.19	78539	528.31	56335	449.22	28	47.74	5147	343.44	154584	1770.68
18	LAKHISARAI	53914	513.32	24074	190.15	16435	101.63	31	3.31	1782	164.05	79801	870.84
19	MADHEPURA	54761	670.23	99236	445.21	87185	377.80	64	12.16	9636	540.14	163697	1667.75
20	MADHUBANI	134078	1624.49	147025	668.16	63883	289.13	89	16.19	9955	546.70	291147	2855.55
21	MUNGER	57070	492.58	27744	183.41	22869	133.40	28	6.98	1557	167.42	86399	850.38
22	MUZAFFARPUR	201354	2232.58	330530	1786.65	218298	1222.02	327	40.01	13469	1128.46	545680	5185.70
23	NALANDA	112874	1172.07	62394	888.24	40037	283.62	94	17.58	2898	278.34	178260	2356.23
24	NAWADA	104823	1022.03	48394	450.84	28789	170.03	76	10.99	2321	314.39	155614	1798.25
25	PASHCHIM CHAMPARAN	168334	1884.29	119637	712.29	81859	497.26	65	14.42	5320	443.06	293376	3054.07
26	PATNA	106892	3555.99	908338	4064.82	698818	4126.27	635	176.35	41753	6576.42	1057598	14373.58
27	PURBI CHAMPARAN	250114	2632.18	155504	946.18	106966	908.53	43	17.97	19797	1294.55	425458	4890.88
28	PURNIA	131217	1460.53	112485	754.69	80833	520.16	326	138.68	13481	926.11	257309	3280.01
29	ROHTAS	121236	1323.46	61417	457.29	33292	184.69	196	41.21	4019	781.34	186868	2603.30
30	SAHARSA	63848	706.44	60014	370.75	38907	183.29	31	5.98	8063	465.48	131956	1548.65
31	SAMASTIPUR	213865	2071.32	150451	981.11	93522	649.29	163	97.67	10141	607.26	374420	3757.36
32	SARAN	103957	1336.02	151279	822.67	119682	695.19	51	4.87	13590	622.52	268877	2786.09
33	SHEIKHPURA	35627	373.02	16256	152.26	11407	100.12	11	1.39	752	72.02	52646	598.69
34	SHEOHAR	23986	226.52	17103	211.03	7472	120.46	11	0.73	2209	102.49	43309	540.78
35	SITAMARHI	103852	1178.45	65836	564.31	29131	319.50	179	16.00	8472	399.36	178339	2158.11
36	SIWAN	98111	1369.63	366365	1262.70	299318	1169.11	224	15.76	11400	560.66	476100	3228.75
37	SUPAUL	86706	947.13	39355	283.28	32574	221.36	35	3.82	10911	368.19	137007	1602.41
38	VAISHALI	136701	1703.57	667916	1952.76	507379	1609.28	120	24.08	11170	506.59	815907	4187.00
	Total	3964859	45733.12	5361899	28098.37	3689027	20096.45	4155	1038.66	284164	23920.12	9615077	98790.26

STATE LEVEL BANKERS' COMMITTEE, BIHAR

CONVENOR : STATE BANK OF INDIA

BANK WISE TOTAL Agriculture NPA Outstanding FY 2025-26 AS ON 31.03.2026

No. in Actual end Amount in Rs. Crore

Sr. No.	Name of Bank	Agriculture NPA Outstanding											
		Farm Credit				Out of Farm Credit, total allied activities		Agri. Infrastructure		Ancillary Activities		Total Agriculture (PS)	
		Crop Loan		Term Loan		A/c	Amt	A/c	Amt	A/c	Amt	A/c	Amt
		A/c	Amt	A/c	Amt								
LEAD BANKS													
1	STATE BANK OF INDIA	171790	1229.10	33529	102.78	1507	17.52	1	0.00	2515	72.82	207935	1404.59
2	BANK OF BARODA	19894	181.43	2681	53.17	2008	37.64	40	2.93	720	55.65	23335	293.18
3	CANARA BANK	31248	281.80	6021	56.60	61	1.54	11	5.25	566	59.26	37856	402.91
4	CENTRAL BANK OF INDIA	168461	1252.34	26839	168.83	5944	64.11	141	3.69	614	46.02	156055	1470.88
5	PUNJAB NATIONAL BANK	183341	1504.37	38849	325.75	9728	101.09	480	53.27	2277	162.33	219947	2045.72
6	UNION BANK OF INDIA	24245	211.92	7022	81.41	3942	46.89	5	1.17	448	64.98	31720	359.48
7	UCO BANK	75688	504.73	13693	71.35	2016	9.85	31	0.38	62	2.42	93474	578.79
OTHER BANKS													
8	BANK OF INDIA	65459	372.78	6604	42.16	3451	26.53	20	2.79	898	49.59	72981	467.31
9	BANK OF MAHARASHTRA	44	0.49	21	0.22	3	0.02	0	0.00	90	1.97	155	2.68
10	INDIAN BANK	45854	380.57	2804	43.23	1596	19.50	24	4.54	434	46.42	49216	474.75
11	INDIAN OVERSEAS BANK	1442	15.30	89	2.29	1531	17.59	0	0.00	22	0.57	1553	18.16
12	PUNJAB AND SIND BANK	35	2.40	23	1.68	13	1.50	0	0.00	17	2.54	75	6.63
	Total Public Sector Bank	791501	5937.23	133375	949.57	31800	343.78	753	74.01	8653	564.57	934282	7525.19
PRIVATE BANKS													
13	AXIS BANK	540	8.73	56080	125.68	40491	73.29	0	0.00	30	42.23	56650	176.64
14	BANDHAN BANK	0	0.00	33938	126.00	33938	126.00	1	0.05	2372	16.40	36311	142.46
15	FEDERAL BANK	7341	10.82	1	0.09	7331	10.60	0	0.00	113	9.70	7455	20.62
16	HDFC BANK	519	19.67	69902	169.11	45985	109.01	2	0.31	25	13.42	70448	202.5
17	IDCI BANK	1489	53.86	1336	23.78	895	10.40	0	0.00	6	6.20	2731	83.83
18	IDBI BANK	3832	32.40	908	8.36	227	1.41	1	0.04	46	1.68	4787	42.48
19	INDUSIND BANK	0	0.00	41846	641.03	32076	546.16	0	0.00	0	0.00	41846	641.03
20	J & K BANK	0	0.00	0	0.00	0	0.00	0	0.00	0	0.00	0	0
21	KARNATAKA BANK	0	0.00	0	0.00	0	0.00	0	0.00	0	0.00	0	0
22	KOTAK MAHINDRA BANK	31	0.11	42149	120.35	39406	72.74	0	0.00	0	0.00	42180	120.46
23	SOUTH INDIAN BANK	0	0.00	0	0.00	0	0.00	0	0.00	0	0.00	0	0
24	YES BANK	0	0.00	9328	19.89	9328	19.89	0	0.00	0	0.00	9328	19.89
25	KARUR VYSYA BANK	0	0.00	0	0.00	0	0.00	0	0.00	0	0.00	0	0
26	IDFC FIRST BANK	0	0.00	10127	17.56	10010	17.05	0	0.00	0	0.00	10127	17.56
27	RBL BANK	0	0.00	73839	131.91	47382	85.30	0	0.00	93	2.68	73932	134.59
	Total Private Sector Bank	13752	125.59	339354	1383.76	267089	1065.85	4	0.41	2685	92.31	355795	1602.07
	Total COMM. BANKS	805253	6062.82	472729	2333.13	298869	1409.62	757	74.42	11338	656.88	1290077	9127.26
CO-OPERATIVE BANKS													
28	STATE CO-OP. BANK	178869	658.57	392	13.24	0	0.00	0	0.00	568	149.74	179829	821.54
	Total Cooperative Bank	178869	658.57	392	13.24	0	0.00	0	0.00	568	149.74	179829	821.54
REGIONAL RURAL BANKS													
29	BIHAR GRAMIN BANK	517341	4899.25	90267	202.31	27907	84.92	74	2.07	186	0.87	607868	5104.51
	Total Region Rural Bank	517341	4899.25	90267	202.31	27907	84.92	74	2.07	186	0.87	607868	5104.51
SMALL FINANCE BANK													
30	JANA SMALL FIN. BANK	0	0.00	32935	68.66	29258	61.07	0	0.00	0	0.00	32935	68.66
31	UJJIVAN SMALL FIN. BANK	0	0.00	15967	26.24	1292	2.17	0	0.00	0	0.00	15967	26.24
32	UTKARSH SMALL FIN. BANK	0	0.00	89836	287.77	83553	104.12	0	0.00	0	0.00	89836	287.77
33	ESAF SMALL FIN. BANK	0	0.00	13441	31.40	13441	31.40	0	0.00	0	0.00	13441	31.4
34	UNITY SMALL FINANCE BANK	0	0.00	16852	41.75	16852	41.75	0	0.00	448	1.58	17300	43.33
	Total Small Financial Bank	0	0.00	169021	455.82	124296	340.51	0	0.00	448	1.58	169469	457.4
	TOTAL FOR BIHAR	1501463	11620.63	732409	3004.50	451072	1835.05	831	76.49	12540	809.08	2247243	15510.7

STATE LEVEL BANKERS' COMMITTEE, BIHAR													
CONVENOR : STATE BANK OF INDIA													
DISTRICT WISE ACP - Agriculture NPA Outstanding FY 2025-26 AS ON 31.03.2026													
No. in Actual and Amount in Rs.Crore													
Sr. No.	Name of District	Agriculture NPA Outstanding											
		Farm Credit				Out of Farm Credit, total allied activities		Agri. Infrastructure		Ancillary Activities		Total Agriculture (PS)	
		Crop Loan		Term Loan		A/c	Amt	A/c	Amt	A/c	Amt	A/c	Amt
		A/c	Amt	A/c	Amt								
1	ARARIA	38155	272.68	24673	108.50	12748	66.40	7	0.13	245	3.58	63080	384.89
2	ARWAL	10451	64.87	2968	12.97	1138	6.24	9	0.13	124	3.08	13552	81.05
3	AURANGABAD	47679	386.82	13980	77.50	6506	36.36	31	2.81	327	69.92	62017	537.05
4	BANKA	37846	217.40	14043	61.19	9368	34.46	39	0.42	233	11.81	52161	290.82
5	BEGUSARAI	52096	386.82	33260	128.98	22219	86.06	13	0.26	373	8.94	85742	524.79
6	BHAGALPUR	36967	264.61	15452	76.15	8699	47.04	14	0.31	363	10.14	52796	351.21
7	BHOJPUR	37891	274.62	10518	46.58	5711	26.78	24	1.04	225	5.13	48658	327.36
8	BUXAR	38467	326.52	12063	46.14	4869	22.16	17	0.44	254	5.28	50801	378.39
9	DARBHANGA	14497	115.28	23021	84.94	19319	61.32	9	0.24	248	8.91	37773	209.37
10	GAYA	57920	429.35	50337	150.16	11224	51.95	141	1.17	497	24.02	108895	604.71
11	GOPALGANJ	42381	325.39	16159	63.45	10585	40.29	4	0.17	236	6.66	58780	395.66
12	JAMUI	44837	329.89	7590	39.05	4055	24.12	4	0.35	102	1.77	52533	371.07
13	JEHANABAD	15933	139.21	5041	36.99	1917	12.00	6	0.03	146	10.57	21126	186.79
14	KAIMUR (BHABUA)	35766	319.32	7758	36.53	2943	12.05	6	0.30	207	65.65	43737	421.81
15	KATIHAR	35745	271.31	23237	91.80	18097	63.49	13	0.04	228	6.99	59223	370.13
16	KHAGARIA	60063	302.23	12670	64.74	9583	44.76	4	1.76	179	2.89	72916	371.63
17	KISHANGANJ	26712	223.10	6701	31.15	3072	22.34	6	0.06	187	3.13	33808	257.43
18	LAKHISARAI	26842	198.83	5117	23.39	2346	9.24	9	0.91	65	1.80	32033	224.93
19	MADHEPURA	20855	187.48	29752	91.36	22754	65.18	38	0.64	323	17.47	50968	296.94
20	MADHUBANI	34136	221.24	28877	109.90	20583	68.96	29	0.39	338	5.47	63380	337.00
21	MUNGER	23748	150.60	5890	28.17	3548	18.05	7	0.05	133	3.98	29778	182.81
22	MUZAFFARPUR	71950	486.07	43997	164.92	33872	115.37	30	0.22	740	21.06	116717	672.28
23	NALANDA	50333	370.35	14217	71.67	8467	37.22	14	0.25	233	6.85	64797	449.12
24	NAWADA	39593	283.96	12528	62.76	5008	26.35	24	0.22	267	9.31	52412	356.25
25	PASHCHIM CHAMPARAN	45131	373.34	25080	84.07	15300	56.40	4	0.38	210	6.68	70375	464.48
26	PATNA	54481	726.91	92240	320.90	67150	209.70	74	39.68	1878	313.00	148673	1400.49
27	PURBI CHAMPARAN	78502	628.28	26848	108.04	17855	87.02	4	0.05	336	21.37	105690	757.75
28	PURNIA	51403	405.28	23497	84.71	14401	52.80	64	0.23	507	23.48	75471	513.71
29	ROHTAS	54010	554.48	14493	70.59	6985	35.78	78	13.54	419	27.24	69000	665.84
30	SAHARSA	26095	224.42	12652	45.43	7935	29.75	6	0.34	309	6.96	39062	277.16
31	SAMASTIPUR	72528	517.53	24750	124.36	17160	83.20	42	7.02	422	11.11	97742	660.02
32	SARAN	37032	270.54	22960	107.21	15947	62.18	13	0.24	406	11.49	60411	389.48
33	SHEIKHPURA	12956	91.56	2629	15.90	1529	8.16	0	0.00	42	2.22	15627	109.67
34	SHEOHAR	10581	63.00	3704	16.00	1769	10.05	0	0.00	80	2.25	14365	81.25
35	SITAMARHI	40258	302.19	14208	82.43	7124	44.58	3	0.11	273	13.95	54742	398.68
36	SIWAN	29988	256.73	21131	76.44	13768	49.86	24	1.65	312	40.41	51455	375.22
37	SUPAUL	35770	292.10	10640	46.81	6979	32.48	10	0.30	522	4.22	46942	343.43
38	VAISHALI	51865	366.55	17778	112.63	10539	74.91	11	0.59	551	10.28	70205	490.04
	Total	1501463	11620.63	732409	3004.50	451072	1835.05	831	76.49	12540	809.08	2247243	15510.70

STATE LEVEL BANKERS' COMMITTEE BIHAR

CONVENOR : STATE BANK OF INDIA

BANK WISE KCC PROGRESS REPORT DURING THE FINANCIAL YEAR 2025 - 26 AS ON 31.03.2026

(No. in Actual & Amount In Rs. Crore)

SL NO	Bank Name	KCC NEW						KCC RENEW						TOTAL KCC (NEW+RENEW)					
		TARGET		DISBURSED		% ACHIEVEMENT		TARGET		DISBURSED		% ACHIEVEMENT		TARGET		DISBURSED		% ACHIEVEMENT	
		NO.	AMT	NO.	AMT	NO.	AMT	NO.	AMT	NO.	AMT	NO.	AMT	NO.	AMT	NO.	AMT	NO.	AMT
	LEAD BANKS																		
1	STATE BANK OF INDIA	90589	1268	21079	175.20	23.27	13.82	182231	2551	113287	2273.75	62.17	89.13	272820	3819.00	134366	2448.95	49.25	64.13
2	BANK OF BARODA	28183	394	808	12.91	2.87	3.28	35160	492	20428	595.43	58.10	121.02	63323	886.00	21236	608.34	33.54	68.66
3	CANARA BANK	29732	416	5158	60.68	17.35	14.59	42154	590	6503	79.90	15.43	13.54	71886	1006.00	11661	140.58	16.22	13.97
4	CENTRAL BANK OF INDIA	38449	538	102	0.92	0.27	0.17	115371	1615	24185	191.33	20.96	11.85	153820	2153.00	24287	192.25	15.79	8.93
5	PUNJAB NATIONAL BANK	63444	888	1590	104.63	2.51	11.78	108946	1525	11546	821.98	10.60	40.79	172390	2413.00	13136	726.61	7.62	30.11
6	UNION BANK OF INDIA	21592	302	1305	25.69	6.04	8.51	43523	609	58664	528.86	134.79	86.84	65115	911.00	59989	554.55	32.10	60.87
7	UCO BANK	21808	305	2134	11.82	9.79	3.88	56307	788	15107	104.34	26.83	13.24	78115	1093.00	17241	116.16	22.07	10.63
	OTHER BANKS																		
8	BANK OF INDIA	32088	449	1353	11.48	4.22	2.56	38949	545	27843	155.58	71.49	28.55	71037	994.00	29196	167.06	41.10	16.81
9	BANK OF MAHARASHTRA	5380	75	44	0.75	0.82	1.00	72	1	5	0.23	6.94	23.00	5452	76.00	49	0.98	0.90	1.25
10	INDIAN BANK	27233	361	179	1.32	0.66	0.35	46801	655	7058	48.20	15.08	7.36	74034	1036.00	7237	49.52	9.78	4.78
11	INDIAN OVERSEAS BANK	5589	78	120	3.33	3.94	4.27	2444	34	504	7.13	20.62	20.97	8033	112.00	724	10.46	9.01	9.34
12	PUNJAB AND SIND BANK	1651	23	20	0.26	1.21	1.13	216	3	0	0.00	0.00	0.00	1887	26.00	20	0.26	1.07	1.00
	TOTAL PUBLIC SECTOR BANKS	365718	5117	33992	408.99	9.29	7.99	672174	9408	285130	4606.73	42.42	48.97	1037892	14525.00	319122	5015.72	30.75	34.53
	PRIVATE BANKS																		
13	AXIS BANK	14021	196	5990	111.16	42.72	113.35	72372	1013	14782	497.30	20.43	49.09	86393	1209.00	20772	719.46	24.04	59.51
14	BANDHAN BANK	60874	852	1	0.20	0.00	0.02	0	0	0	0.00	0.00	0.00	60874	852.00	1	0.20	0.00	0.02
15	FEDERAL BANK	1004	14	80	0.48	7.97	3.43	72	1	40	0.23	55.56	23.00	1076	15.00	120	0.71	11.15	4.73
16	HDFC BANK	18592	260	73	1.52	0.39	0.58	159946	2239	109791	850.62	68.64	37.99	178538	2499.00	109864	852.14	61.54	34.10
17	ICICI BANK	15519	217	0	0.00	0.00	0.00	11303	158	1737	42.31	15.37	26.78	26822	375.00	1737	42.31	6.48	11.28
18	IDBI BANK	6879	96	35	0.48	0.51	0.50	2807	39	444	3.11	15.82	7.97	9686	135.00	479	3.59	4.95	2.66
19	INDUSIND BANK	5227	73	0	0.00	0.00	0.00	0	0	0	0.00	0.00	0.00	5227	73.00	0	0.00	0.00	0.00
20	J & K BANK	72	1	0	0.00	0.00	0.00	0	0	0	0.00	0.00	0.00	72	1.00	0	0.00	0.00	0.00
21	KARNATAKA BANK	72	1	0	0.00	0.00	0.00	0	0	1	0.05	0.00	0.00	72	1.00	1	0.05	0.00	0.00
22	KOTAK MAHINDRA BANK	2364	33	0	0.00	0.00	0.00	0	0	0	0.00	0.00	0.00	2364	33.00	0	0.00	0.00	0.00
23	SOUTH INDIAN BANK	72	1	0	0.00	0.00	0.00	0	0	0	0.00	0.00	0.00	72	1.00	0	0.00	0.00	0.00
24	YES BANK	573	8	0	0.00	0.00	0.00	0	0	0	0.00	0.00	0.00	573	8.00	0	0.00	0.00	0.00
25	KARUR VYSYA BANK	72	1	0	0.00	0.00	0.00	0	0	0	0.00	0.00	0.00	72	1.00	0	0.00	0.00	0.00
26	IDFC FIRST BANK	1075	15	0	0.00	0.00	0.00	0	0	0	0.00	0.00	0.00	1075	15.00	0	0.00	0.00	0.00
27	RBL BANK	502	7	0	0.00	0.00	0.00	0	0	0	0.00	0.00	0.00	502	7.00	0	0.00	0.00	0.00
	TOTAL PRIVATE SECTOR BANKS	126918	1775	6179	224.84	4.87	12.67	246500	3450	126795	1393.62	51.44	40.39	373418	5225.00	132974	1618.46	35.61	30.98
	Total COMM. BANKS	492636	6892	40171	633.83	8.15	9.20	918674	12858	411925	6000.35	44.84	46.67	1411310	19750.00	452096	6634.18	32.03	33.59
	CO-OPERATIVE BANKS																		
28	STATE CO-OP. BANK	27375	383	3932	22.35	14.36	5.84	54662	765	71721	263.57	131.21	34.45	82037	1148.00	75653	285.92	32.22	24.91
	TOTAL CO-OPERATIVE BANKS	27375	383	3932	22.35	14.36	5.84	54662	765	71721	263.57	131.21	34.45	82037	1148.00	75653	285.92	32.22	24.91
	REGIONAL RURAL BANKS																		
29	BIHAR GRAMIN BANK	188228	2635	70875	567.62	37.65	21.54	955520	13377	724992	9011.71	75.87	67.37	1143748	16012.00	795867	9579.33	69.58	59.83
	TOTAL REGIONAL RURAL BANKS	188228	2635	70875	567.62	37.65	21.54	955520	13377	724992	9011.71	75.87	67.37	1143748	16012.00	795867	9579.33	69.58	59.83
	SMALL FINANCE BANK																		
30	JANA SMALL FIN. BANK	1936	27	0	0.00	0.00	0.00	0	0	0	0.00	0.00	0.00	1936	27.00	0	0.00	0.00	0.00
31	LIJIVAN SMALL FIN. BANK	4800	67	0	0.00	0.00	0.00	0	0	0	0.00	0.00	0.00	4800	67.00	0	0.00	0.00	0.00
32	UTKARSH SMALL FIN. BANK	24729	346	0	0.00	0.00	0.00	0	0	0	0.00	0.00	0.00	24729	346.00	0	0.00	0.00	0.00
33	ESAF SMALL FIN. BANK	1151	16	0	0.00	0.00	0.00	0	0	0	0.00	0.00	0.00	1151	16.00	0	0.00	0.00	0.00
34	UNITY SMALL FINANCE BANK	2436	34	0	0.00	0.00	0.00	0	0	0	0.00	0.00	0.00	2436	34.00	0	0.00	0.00	0.00
	TOTAL SMALL FINANCE BANK	35052	490	0	0.00	0.00	0.00	0	0	0	0.00	0.00	0.00	35052	490.00	0	0.00	0.00	0.00
	GRAND TOTAL	743291	10400	114978	1223.80	15.47	11.77	1928856	27000	1208638	15275.63	62.66	56.58	2672147	37400.00	1323616	16499.43	49.53	44.12

STATE LEVEL BANKERS' COMMITTEE BIHAR

CONVENOR : STATE BANK OF INDIA

DISTRICT WISE KCC PROGRESS REPORT DURING THE FINANCIAL YEAR 2025 -26 AS ON 31.03.2026

(Amount In Rs. Crore)

SL.NO.	DISTRICT NAME	KCC NEW						KCC RENEW						TOTAL KCC (NEW+RENEW)					
		TARGET		DISBURSED		% ACHIEVEMENT		TARGET		DISBURSED		% ACHIEVEMENT		TARGET		DISBURSED		% ACHIEVEMENT	
		NO.	AMT	NO.	AMT	NO.	AMT	NO.	AMT	NO.	AMT	NO.	AMT	NO.	AMT	NO.	AMT	NO.	AMT
1	Araria	15512	217	2091	31.07	13.48	14.32	32508	455	29949	508.90	92.13	111.85	48020	672	32040	539.97	66.72	80.35
2	Arwal	5797	81	817	6.88	14.09	8.49	17222	241	4340	24.16	25.20	10.02	23019	322	5157	31.04	22.40	9.64
3	Aurangabad	18653	261	3766	36.17	20.19	13.86	53508	749	15144	153.43	28.30	20.48	72161	1010	18910	189.60	26.21	18.77
4	Banka	12367	173	3315	26.03	26.81	15.05	27720	388	12887	94.63	46.49	24.39	40087	561	16202	120.66	40.42	21.51
5	Begusarai	21228	297	2786	20.86	13.12	7.02	52150	730	56448	424.85	108.24	58.20	73378	1027	59234	445.71	80.72	43.40
6	Bhagalpur	26656	373	5510	59.55	20.67	15.97	61722	864	25226	281.07	40.87	32.53	88378	1237	30736	340.62	34.78	27.54
7	Bhojpur	22371	313	3051	30.82	13.64	9.85	68293	956	15437	128.09	22.60	13.40	90664	1269	18488	158.91	20.39	12.52
8	Buxar	14439	202	3850	38.63	26.66	19.12	39723	556	12612	144.36	31.75	25.96	54162	758	16462	182.99	30.39	24.14
9	Darbhanga	23300	326	810	10.10	3.48	3.10	68793	963	47178	501.72	68.58	52.10	92093	1289	47988	511.82	52.11	39.71
10	Gaya	30299	424	7932	74.02	26.18	17.46	79436	1112	24013	209.08	30.23	18.80	109735	1536	31945	283.10	29.11	18.43
11	Gopalganj	18083	253	1963	14.16	10.86	5.60	50151	702	43191	551.19	86.12	78.52	68234	955	45154	565.35	66.18	59.20
12	Jamui	11866	166	6029	41.77	50.81	25.16	33578	470	21459	153.38	63.91	32.63	45444	636	27488	195.15	60.49	30.68
13	Jehanabad	8869	124	719	8.25	8.11	6.65	25008	350	5094	76.96	20.37	21.99	33877	474	5813	85.21	17.16	17.98
14	Kaimur	11866	166	2885	45.79	24.31	27.58	31150	436	13501	220.32	43.34	50.53	43016	602	16386	266.11	38.09	44.20
15	Katihar	17582	246	1623	26.78	9.23	10.89	38292	536	39680	605.70	103.62	113.00	55874	782	41303	632.48	73.92	80.88
16	Khagaria	10795	151	2663	26.48	24.67	17.54	27650	387	25266	199.06	91.38	51.44	38445	538	27929	225.54	72.65	41.92
17	Kishanganj	10225	143	1002	10.74	9.80	7.51	21363	299	27231	361.67	127.47	120.96	31588	442	28233	372.41	89.38	84.26
18	Lakhisarai	8296	116	2234	19.03	26.93	16.41	22579	316	7570	68.64	33.53	21.72	30875	432	9804	87.67	31.75	20.29
19	Madhepura	11153	156	1130	14.56	10.13	9.33	30722	430	23566	406.06	76.71	94.43	41875	586	24696	420.62	58.98	71.78
20	Madhubani	26084	365	1509	12.33	5.79	3.38	80937	1133	70906	753.17	87.61	66.48	107021	1498	72415	765.50	67.66	51.10
21	Munger	13010	182	4552	30.59	34.99	16.81	35436	496	9471	68.37	26.73	13.78	48446	678	14023	98.96	28.95	14.60
22	Muzaffarpur	37369	523	3749	50.33	10.03	9.62	91863	1286	79184	1051.05	86.20	81.73	129232	1809	82933	1101.38	64.17	60.88
23	Nalanda	23511	329	3743	34.49	15.92	10.48	72722	1018	16224	153.91	22.31	15.12	96233	1347	19967	188.40	20.75	13.99
24	Nawada	14440	202	3899	39.85	27.00	19.73	40509	567	13447	116.81	33.20	20.60	54949	769	17346	156.66	31.57	20.37
25	Pashchim Champaran	22155	310	4215	36.69	19.03	11.84	58292	816	81407	1167.97	139.65	143.13	80447	1126	85622	1204.66	106.43	106.99
26	Patna	87373	1223	2116	80.46	2.42	6.58	188150	2634	14879	268.95	7.91	10.21	275523	3857	16995	349.41	6.17	9.06
27	Purbil Champaran	27583	386	2981	32.73	10.81	8.48	74364	1041	86981	1244.03	116.97	119.50	101947	1427	89962	1276.76	88.24	89.47
28	Purnea	21726	304	3622	52.51	16.67	17.27	50008	700	54538	1009.57	109.06	144.22	71734	1004	58160	1062.08	81.06	105.78
29	Rohtas	23010	322	7763	77.09	33.74	23.94	61722	864	21247	289.88	34.42	33.55	84732	1186	29010	366.97	34.24	30.94
30	Saharsa	9369	131	2030	26.08	21.67	19.91	23007	322	24754	415.72	107.59	129.11	32376	453	26784	441.80	82.73	97.53
31	Samastipur	27726	388	8424	71.81	30.38	18.51	73793	1033	70697	574.43	95.80	55.61	101519	1421	79121	646.24	77.94	45.48
32	Saran	24868	348	2290	21.10	9.21	6.06	67651	947	37512	505.19	55.45	53.35	92519	1295	39802	526.29	43.02	40.64
33	Sheikhpura	6011	84	960	11.21	15.97	13.35	17722	248	7906	66.16	44.61	26.68	23733	332	8866	77.37	37.36	23.30
34	Sheohar	4154	58	611	9.66	14.71	16.66	11508	161	9490	147.07	82.46	91.35	15662	219	10101	156.73	64.49	71.57
35	Sitamarhi	15797	221	1108	15.20	7.01	6.88	41579	582	36155	498.90	86.95	85.72	57376	803	37263	514.10	64.95	64.02
36	Siwan	23942	335	1519	11.99	6.34	3.58	64794	907	44724	673.72	69.02	74.28	88736	1242	46243	685.71	52.11	55.21
37	Supaul	11582	162	2533	22.54	21.87	13.91	29294	410	33860	575.17	115.59	140.29	40876	572	36393	597.71	89.03	104.49
38	Vaishali	24224	339	3178	45.45	13.12	13.41	63937	895	45464	582.29	71.11	65.06	88161	1234	48642	627.74	55.17	50.87
Grand Total		743291	10400	114978	1223.80	15.47	11.77	1928856	27000	1208638	15275.63	62.66	56.58	2672147	37400	1323616	16499.43	49.53	44.12

STATE LEVEL BANKERS' COMMITTEE, BIHAR									
CONVENOR : STATE BANK OF INDIA									
BANK WISE KISAN CREDIT CARD (KCC) OUTSTANDING , NPA & RUPAY CARD FY 2025-26 AS ON 31.03.2026									
No. in Actual and Amount in Rs.Crore									
S.N.	Name of Bank	KCC OUTSTANDING		KCC NPA		% AGE NPA		KCC RUPAY CARD ISSUED	KCC RUPAY CARD ACTIVATED
		NO.	AMT.	NO.	AMT.	NO.	AMT.	NO.	NO.
LEAD BANKS									
1	STATE BANK OF INDIA	349376	2681.26	160220	1169.12	45.86	43.60	230107	65959
2	BANK OF BARODA	52551	515.74	21171	192.25	40.29	37.28	8454	8371
3	CANARA BANK	68327	649.96	28752	263.46	42.08	40.53	7422	7422
4	CENTRAL BANK OF INDIA	206589	1566.13	162202	1183.81	78.51	75.59	39960	3301
5	PUNJAB NATIONAL BANK	204782	1639.74	137626	966.07	67.21	58.92	36694	4607
6	UNION BANK OF INDIA	65857	683.05	19702	168.96	29.92	24.74	19788	950
7	UCO BANK	137587	818.89	76379	455.81	55.51	55.66	3067	3067
OTHER BANKS									
8	BANK OF INDIA	89325	541.22	47825	253.04	53.54	46.75	21868	11710
9	BANK OF MAHARASHTRA	138	1.92	70	0.80	50.72	41.67	20	20
10	INDIAN BANK	54037	476.56	25181	226.00	46.60	47.42	21072	11136
11	INDIAN OVERSEAS BANK	3220	40.05	0	0.00	0.00	0.00	1349	390
12	PUNJAB AND SIND BANK	153	3.03	22	0.90	14.38	29.70	39	27
Total Public Sector Bank		1231942	9617.57	679150	4880.22	55.13	50.74	389840	116960
PRIVATE BANKS									
13	AXIS BANK	5716	145.55	535	8.71	9.36	5.98	5382	5166
14	BANDHAN BANK	1	0.16	0	0.00	0.00	0.00	1	1
15	FEDERAL BANK	59	0.99	0	0.00	0.00	0.00	0	0
16	HDFC BANK	4024	105.01	1394	32.53	34.64	30.98	3545	720
17	ICICI BANK	3602	150.42	1466	47.06	40.70	31.29	3278	351
18	IDBI BANK	3551	39.45	2484	26.10	69.95	66.16	3551	3551
19	INDUSIND BANK	0	0.00	0	0.00	0.00	0.00	0	0
20	J & K BANK	1	0.00	0	0.00	0.00	0.00	0	0
21	KARNATAKA BANK	0	0.00	0	0.00	0.00	0.00	0	0
22	KOTAK MAHINDRA BANK	0	0.00	0	0.00	0.00	0.00	0	0
23	SOUTH INDIAN BANK	0	0.00	0	0.00	0.00	0.00	0	0
24	YES BANK	0	0.00	0	0.00	0.00	0.00	0	0
25	KARUR VYSYA BANK	0	0.00	0	0.00	0.00	0.00	0	0
26	IDFC FIRST BANK	0	0.00	0	0.00	0.00	0.00	0	0
27	RBL BANK	0	0.00	0	0.00	0.00	0.00	0	0
Total Private Sector Bank		16954	441.60	5879	114.40	34.68	25.91	15757	9789
Total COMM. BANKS		1248896	10059.16	685029	4994.62	54.85	49.65	405597	126749
CO-OPERATIVE BANKS									
28	STATE CO-OP. BANK	349457	793.89	162593	317.80	46.53	40.03	29299	5317
Total Cooperative Bank		349457	793.89	162593	317.80	46.53	40.03	29299	5317
REGIONAL RURAL BANKS									
29	BIHAR GRAMIN BANK	1608830	14980.37	484567	4545.71	30.12	30.34	110213	110213
Total Region Rural Bank		1608830	14980.37	484567	4545.71	30.12	30.34	110213	110213
SMALL FINANCE BANK									
30	JANA SMALL FIN. BANK	0	0.00	0	0.00	0.00	0.00	0	0
31	UJJIVAN SMALL FIN. BANK	0	0.00	0	0.00	0.00	0.00	0	0
32	UTKARSH SMALL FIN. BANK	0	0.00	0	0.00	0.00	0.00	0	0
33	ESAF SMALL FIN. BANK	0	0.00	0	0.00	0.00	0.00	0	0
34	UNITY SMALL FINANCE BANK	0	0.00	0	0.00	0.00	0.00	0	0
Total Small Financial Bank		0	0.00	0	0.00	0.00	0.00	0	0
TOTAL FOR BIHAR		3207183	25833.42	1332189	9858.13	41.54	38.16	545109	242279

STATE LEVEL BANKERS' COMMITTEE, BIHAR									
CONVENOR : STATE BANK OF INDIA									
DISTRICT WISE KCC OUTSTANDING, NPA & RUPAY CARD FY 2025-26 AS ON 31.03.2026									
No. in Actual and Amount in Rs.Crore									
SR.	Name of District	KCC OUTSTANDING		KCC NPA		%AGE NPA		KCC RUPAY CARD ISSUED	KCC RUPAY CARD ACTIVATED
		NO.	AMT.	NO.	AMT.	NO.	AMT.	NO.	NO.
1	ARARIA	66352	731.40	26845	246.56	40.46	33.71	9411	3480
2	ARWAL	16934	88.96	8492	41.78	50.15	46.96	5592	4649
3	AURANGABAD	75011	514.53	41498	302.28	55.32	58.75	29175	21142
4	BANKA	61707	357.95	34110	185.36	55.28	51.78	10692	3582
5	BEGUSARAI	145138	928.30	50746	358.11	34.96	38.58	19181	6121
6	BHAGALPUR	83723	578.22	34857	230.85	41.63	39.92	13432	5404
7	BHOJPUR	71047	439.07	34196	227.43	48.13	51.80	17621	12192
8	BUXAR	65131	517.38	34481	273.31	52.94	52.83	16539	12842
9	DARBHANGA	60376	430.71	12289	93.21	20.35	21.64	5800	2129
10	GAYA	101587	694.19	51321	353.62	50.52	50.94	18655	10614
11	GOPALGANJ	113741	1008.84	39978	301.50	35.15	29.89	12905	3358
12	JAMUI	86123	655.71	41142	295.62	47.77	45.08	9060	3006
13	JEHANABAD	22847	169.30	14230	101.30	62.28	59.83	7910	6044
14	KAIMUR (BHABUA)	53113	441.01	29136	244.17	54.86	55.37	22301	10621
15	KATIHAR	81578	790.89	30793	248.97	37.75	31.48	16315	3882
16	KHAGARIA	90469	561.96	51283	264.05	56.69	46.99	9442	2564
17	KISHANGANJ	56535	597.72	22636	207.76	40.04	34.76	8137	2199
18	LAKHISARAI	45370	340.68	25549	182.30	56.31	53.51	2931	997
19	MADHEPURA	39306	422.86	19656	189.50	50.01	44.81	6346	1868
20	MADHUBANI	143567	933.73	31503	197.23	21.94	21.12	27484	5742
21	MUNGER	45869	292.31	20858	125.61	45.47	42.97	3070	1917
22	MUZAFFARPUR	156518	1301.51	58488	401.56	37.37	30.85	18062	7365
23	NALANDA	86901	537.26	53628	323.86	61.71	60.28	17502	12614
24	NAWADA	82874	557.14	33988	220.25	41.01	39.53	17533	13025
25	PASHCHIM CHAMPARAN	141306	1321.70	41293	347.93	29.22	26.32	25329	6376
26	PATNA	80480	625.47	49190	353.34	61.12	56.49	22197	13893
27	PURBI CHAMPARAN	226143	1892.85	70145	570.46	31.02	30.14	40071	10735
28	PURNIA	102646	1153.49	39203	380.99	38.19	33.03	19422	7431
29	ROHTAS	91678	729.81	44521	411.15	48.56	56.34	25304	19716
30	SAHARSA	52412	544.92	23161	204.36	44.19	37.50	8715	3004
31	SAMASTIPUR	181681	1343.59	68294	464.70	37.59	34.59	22001	5906
32	SARAN	83406	778.12	31693	251.64	38.00	32.34	10956	2794
33	SHEIKHPURA	28042	213.15	12165	87.55	43.38	41.07	2728	946
34	SHEOHAR	21214	193.18	9245	59.57	43.58	30.84	2491	1022
35	SITAMARHI	78957	724.09	33988	254.43	43.05	35.14	7037	3008
36	SIWAN	83952	766.72	28037	241.81	33.40	31.54	9775	1917
37	SUPAUL	70760	711.76	33598	279.04	47.48	39.20	11501	2938
38	VAISHALI	112689	942.93	45953	334.97	40.78	35.52	12486	5236
	Total	3207183	25833.42	1332189	9858.13	41.54	38.16	545109	242279

STATE LEVEL BANKERS' COMMITTEE BIHAR

CONVENOR : STATE BANK OF INDIA

BANK WISE KCC (ANIMAL HUSBANDRY) PROGRESS REPORT DURING THE FINANCIAL YEAR 2025 - 26 AS ON 31.03.2026

(Amount In Rs. Crore)

SL.NO	Bank Name	KCC - AH NEW						KCC - AH RENEW						TOTAL KCC - AH (NEW+RENEW)					
		TARGET		DISBURSED		% ACHIEVEMENT		TARGET		DISBURSED		% ACHIEVEMENT		TARGET		DISBURSED		% ACHIEVEMENT	
		NO.	AMT	NO.	AMT	NO.	AMT	NO.	AMT	NO.	AMT	NO.	AMT	NO.	AMT	NO.	AMT	NO.	AMT
	LEAD BANKS																		
1	STATE BANK OF INDIA	2492	89	1033	6.45	41.45	7.25	2486	91	20957	243.11	843.00	267.15	4978	180	21990	249.56	441.74	138.64
2	BANK OF BARODA	1316	47	1421	22.68	107.98	48.26	979	35	2781	91.87	284.07	262.49	2295	82	4202	114.55	183.09	139.70
3	CANARA BANK	1316	47	1652	21.83	125.53	46.45	2263	81	3772	49.41	166.68	61.00	3579	128	5424	71.24	151.55	55.66
4	CENTRAL BANK OF INDIA	1932	69	49	0.88	2.54	1.28	364	13	585	10.08	160.71	77.54	2296	82	634	10.96	27.61	13.37
5	PUNJAB NATIONAL BANK	2293	82	9	0.25	0.39	0.30	56	2	16	1.18	28.57	59.00	2349	84	25	1.43	1.06	1.70
6	UNION BANK OF INDIA	1260	45	4537	61.21	360.08	136.02	3293	118	36675	168.52	1113.73	142.81	4553	163	41212	229.73	905.16	140.94
7	UCO BANK	1482	53	539	8.31	36.37	15.68	1032	37	146	3.60	14.15	9.73	2514	90	685	11.91	27.25	13.23
	OTHER BANKS																		
8	BANK OF INDIA	1344	48	876	8.47	65.18	17.65	756	27	6630	19.55	876.98	72.41	2100	75	7506	28.02	357.43	37.36
9	BANK OF MAHARASHTRA	1064	38	5	0.05	0.47	0.13	28	1	0	0.00	0.00	0.00	1092	39	5	0.05	0.46	0.13
10	INDIAN BANK	1232	44	120	1.13	9.74	2.57	699	25	2735	4.77	391.27	19.08	1931	69	2855	5.90	147.85	8.55
11	INDIAN OVERSEAS BANK	840	30	88	1.24	10.48	4.13	56	2	132	2.47	235.71	123.50	896	32	220	3.71	24.55	11.59
12	PUNJAB AND SIND BANK	420	15	226	1.77	53.81	11.80	28	1	16	0.14	57.14	14.00	448	16	242	1.91	54.02	11.94
	TOTAL PUBLIC SECTOR BANKS	16991	607	10555	134.27	62.12	22.12	12040	433	74445	594.70	618.31	137.34	29031	1040	85000	728.97	292.79	70.09
	PRIVATE BANKS																		
13	AXIS BANK	1148	41	1473	84.71	128.31	206.61	559	20	2995	116.03	535.78	580.15	1707	61	4468	200.74	261.75	329.08
14	BANDHAN BANK	2072	74	0	0.00	0.00	0.00	0	0	0	0.00	0.00	0.00	2072	74	0	0.00	0.00	0.00
15	FEDERAL BANK	196	7	0	0.00	0.00	0.00	0	0	0	0.00	0.00	0.00	196	7	0	0.00	0.00	0.00
16	HDFC BANK	1148	41	0	0.00	0.00	0.00	922	33	26	11.20	2.82	33.94	2070	74	26	11.20	1.26	15.14
17	ICICI BANK	1176	42	0	0.00	0.00	0.00	0	0	0	0.00	0.00	0.00	1176	42	0	0.00	0.00	0.00
18	IDBI BANK	1064	38	0	0.00	0.00	0.00	0	0	1	0.00	0.00	0.00	1064	38	1	0.00	0.09	0.00
19	INDUSIND BANK	644	23	0	0.00	0.00	0.00	0	0	0	0.00	0.00	0.00	644	23	0	0.00	0.00	0.00
20	J & K BANK	28	1	0	0.00	0.00	0.00	0	0	1	0.01	0.00	0.00	28	1	1	0.01	0.00	0.00
21	KARNATAKA BANK	28	1	0	0.00	0.00	0.00	0	0	0	0.00	0.00	0.00	28	1	0	0.00	0.00	0.00
22	KOTAK MAHINDRA BANK	336	12	0	0.00	0.00	0.00	0	0	0	0.00	0.00	0.00	336	12	0	0.00	0.00	0.00
23	SOUTH INDIAN BANK	28	1	0	0.00	0.00	0.00	0	0	0	0.00	0.00	0.00	28	1	0	0.00	0.00	0.00
24	YES BANK	84	3	0	0.00	0.00	0.00	0	0	0	0.00	0.00	0.00	84	3	0	0.00	0.00	0.00
25	KARUR VYSYA BANK	28	1	0	0.00	0.00	0.00	0	0	0	0.00	0.00	0.00	28	1	0	0.00	0.00	0.00
26	IDFC FIRST BANK	168	6	0	0.00	0.00	0.00	0	0	0	0.00	0.00	0.00	168	6	0	0.00	0.00	0.00
27	RBL BANK	112	4	0	0.00	0.00	0.00	0	0	0	0.00	0.00	0.00	112	4	0	0.00	0.00	0.00
	TOTAL PRIVATE SECTOR BANKS	8260	295	1473	84.71	17.83	28.72	1481	53	3023	127.24	204.12	240.08	9741	348	4496	211.95	46.16	60.91
	Total COMM. BANKS	25251	902	12028	218.98	47.63	24.28	13521	486	77468	721.94	572.95	148.55	38772	1388	89496	940.92	230.83	67.79
	CO-OPERATIVE BANKS																		
28	STATE CO-OP. BANK	1232	44	0	0.00	0.00	0.00	0	0	0	0.00	0.00	0.00	1232	44	0	0.00	0.00	0.00
	TOTAL CO-OPERATIVE BANKS	1232	44	0	0.00	0.00	0.00	0	0	0	0.00	0.00	0.00	1232	44	0	0.00	0.00	0.00
	REGIONAL RURAL BANKS																		
29	BIHAR GRAMIN BANK	4996	179	25335	123.62	507.11	69.06	14296	514	16859	101.63	117.93	19.77	19292	693	42194	225.25	218.71	32.50
	TOTAL REGIONAL RURAL BANKS	4996	179	25335	123.62	507.11	69.06	14296	514	16859	101.63	117.93	19.77	19292	693	42194	225.25	218.71	32.50
	SMALL FINANCE BANK																		
30	JANA SMALL FIN. BANK	364	13	0	0.00	0.00	0.00	0	0	0	0.00	0.00	0.00	364	13	0	0.00	0.00	0.00
31	UJJIVAN SMALL FIN. BANK	700	25	0	0.00	0.00	0.00	0	0	0	0.00	0.00	0.00	700	25	0	0.00	0.00	0.00
32	UTKARSH SMALL FIN. BANK	1288	46	0	0.00	0.00	0.00	0	0	0	0.00	0.00	0.00	1288	46	0	0.00	0.00	0.00
33	ESAF SMALL FIN. BANK	392	14	0	0.00	0.00	0.00	0	0	0	0.00	0.00	0.00	392	14	0	0.00	0.00	0.00
34	UNITY SMALL FINANCE BANK	336	12	0	0.00	0.00	0.00	0	0	0	0.00	0.00	0.00	336	12	0	0.00	0.00	0.00
	TOTAL SMALL FINANCE BANK	3080	110	0	0.00	0.00	0.00	0	0	0	0.00	0.00	0.00	3080	110	0	0.00	0.00	0.00
	GRAND TOTAL	34559	1235	37363	342.60	108.11	27.74	27817	1000	94327	823.57	339.10	82.36	62376	2235	131690	1166.17	211.12	52.18

STATE LEVEL BANKERS' COMMITTEE BIHAR

CONVENOR : STATE BANK OF INDIA

DISTRICT WISE KCC (ANIMAL HUSBANDRY) PROGRESS REPORT DURING THE FINANCIAL YEAR 2025 - 26 AS ON 31.03.2026

(Amount In Rs. Crore)

SL.NO.	DISTRICT NAME	KCC - AH NEW						KCC - AH RENEW						TOTAL KCC - AH (NEW+RENEW)					
		TARGET		DISBURSED		%		TARGET		DISBURSED		% ACHIEVEMENT		TARGET		DISBURSED		% ACHIEVEMENT	
		NO.	AMT	NO.	AMT	NO.	AMT	NO.	AMT	NO.	AMT	NO.	AMT	NO.	AMT	NO.	AMT	NO.	AMT
1	Araria	812	29	970	10.40	119.46	35.86	419	17	3695	31.39	881.86	184.65	1231	46	4665	41.79	378.96	90.85
2	Arwal	588	21	959	4.07	163.10	19.38	223	8	671	3.90	300.90	48.75	811	29	1630	7.97	200.99	27.48
3	Aurangabad	840	30	3585	20.43	426.79	68.10	697	25	1747	19.11	250.65	76.44	1537	55	5332	39.54	346.91	71.89
4	Banka	728	26	1021	7.03	140.25	27.04	390	14	1404	7.14	360.00	51.00	1118	40	2425	14.17	216.91	35.43
5	Begusarai	1007	36	895	12.26	88.88	34.06	809	29	2209	21.41	273.05	73.83	1816	65	3104	33.67	170.93	51.80
6	Bhagalpur	1119	40	1617	13.42	144.50	33.55	975	35	4208	32.17	431.59	91.91	2094	75	5825	45.59	278.18	60.79
7	Bhojpur	1034	37	1861	11.13	179.98	30.08	891	32	1609	9.82	180.58	30.69	1925	69	3470	20.95	180.26	30.36
8	Buxar	728	26	1281	10.57	175.96	40.65	530	19	902	8.82	170.19	46.42	1258	45	2183	19.39	173.53	43.09
9	Darbhanga	1091	39	465	8.00	42.62	20.51	1060	38	3784	27.08	356.98	71.26	2151	77	4249	35.08	197.54	45.56
10	Gaya	1314	47	1801	12.53	137.06	26.66	1143	41	1449	12.86	126.77	31.37	2457	88	3250	25.39	132.28	28.85
11	Gopalganj	895	32	722	6.11	80.67	19.09	669	24	921	8.97	137.67	37.38	1564	56	1643	15.08	105.05	26.93
12	Jamul	644	23	481	5.99	74.69	26.04	474	17	2179	9.06	459.70	53.29	1118	40	2660	15.05	237.92	37.63
13	Jehanabad	728	26	206	1.77	28.30	6.81	335	12	752	4.33	224.48	36.08	1063	38	958	6.10	90.12	16.05
14	Kaimur	672	24	580	6.79	86.31	28.29	362	13	949	10.43	262.15	80.23	1034	37	1529	17.22	147.87	46.54
15	Katihar	896	32	226	3.91	25.22	12.22	503	18	1567	8.88	311.53	49.33	1399	50	1793	12.79	128.16	25.58
16	Khagaria	728	26	1195	15.02	164.15	57.77	557	20	6666	29.37	1196.77	146.85	1285	46	7861	44.39	611.75	96.50
17	Kishanganj	644	23	204	2.38	31.68	10.35	279	10	1015	10.28	363.80	102.80	923	33	1219	12.66	132.07	38.36
18	Lakhisarai	616	22	343	4.68	55.68	21.27	335	12	1315	10.62	392.54	88.50	951	34	1658	15.30	174.34	45.00
19	Madhepura	672	24	444	4.30	66.07	17.92	363	13	1436	9.83	395.59	75.62	1035	37	1880	14.13	181.64	38.19
20	Madhubani	1035	37	886	8.55	85.60	23.11	1086	39	1491	17.24	137.29	44.21	2121	76	2377	25.79	112.07	33.93
21	Munger	728	26	1073	8.88	147.39	34.15	502	18	1380	9.54	274.90	53.00	1230	44	2453	18.42	199.43	41.86
22	Muzaffarpur	1483	53	1013	18.33	68.31	34.58	1644	59	9363	95.80	569.53	162.37	3127	112	10376	114.13	331.82	101.90
23	Nalanda	1007	36	3126	23.26	310.43	64.61	1031	37	2864	22.62	277.79	61.14	2038	73	5990	45.88	293.92	62.85
24	Nawada	811	29	1060	7.16	130.70	24.69	473	17	895	6.78	189.22	39.88	1284	46	1955	13.94	152.26	30.30
25	Pashchim Champaran	867	31	791	8.09	91.23	26.10	808	29	6328	62.69	783.17	216.17	1675	60	7119	70.78	425.01	117.97
26	Patna	2100	75	993	8.40	47.29	11.20	3034	109	1846	17.38	60.84	15.94	5134	184	2839	25.78	55.30	14.01
27	Purbi Champaran	1147	41	556	7.27	48.47	17.73	1003	36	10046	113.48	1001.60	315.22	2150	77	10602	120.75	493.12	156.82
28	Purnea	952	34	233	2.15	24.47	6.32	725	26	656	5.80	90.48	22.31	1677	60	889	7.95	53.01	13.25
29	Rohtas	978	35	872	7.04	89.16	20.11	892	32	1220	9.18	136.77	28.69	1870	67	2092	16.22	111.87	24.21
30	Saharsa	672	24	213	2.70	31.70	11.25	279	10	1140	14.04	408.60	140.40	951	34	1353	16.74	142.27	49.24
31	Samastipur	1119	40	4084	32.79	364.97	81.98	1310	47	8803	65.58	671.98	139.53	2429	87	12887	98.37	530.55	113.07
32	Saran	1063	38	266	3.87	25.02	10.18	976	35	1507	10.44	154.41	29.83	2039	73	1773	14.31	86.95	19.60
33	Sheikhpura	588	21	954	8.51	162.24	40.52	223	8	1199	12.44	537.67	155.50	811	29	2153	20.95	265.47	72.24
34	Sheohar	560	20	330	3.25	58.93	16.25	112	4	1701	25.19	1518.75	629.75	672	24	2031	28.44	302.23	118.50
35	Sitamarhi	811	29	775	9.69	95.56	33.41	558	20	2226	21.92	398.92	109.60	1369	49	3001	31.61	219.21	64.51
36	Siwan	1147	41	203	2.82	17.70	6.88	920	33	709	7.80	77.07	23.64	2067	74	912	10.62	44.12	14.35
37	Supaul	700	25	344	3.78	49.14	15.12	363	13	806	4.60	222.04	35.38	1063	38	1150	8.38	108.18	22.05
38	Vaishali	1035	37	735	15.27	71.01	41.27	864	31	1669	25.58	193.17	82.52	1899	68	2404	40.85	126.59	60.07
	Grand Total	34559	1235	37363	342.60	108.11	27.74	27817	1000	94327	823.57	339.10	82.36	62376	2235	131690	1166.17	211.12	52.18

STATE LEVEL BANKERS' COMMITTEE, BIHAR									
CONVENOR : STATE BANK OF INDIA									
BANK WISE KISAN CREDIT CARD ANIMAL HUSBANDARY (KCC AH) OUTSTANDING, NPA & RUPAY CARD FY 2025-26 AS ON 31.03.2026									
No. in Actual and Amount in Rs.Crore									
SR.	Name of Bank	KCC ANIMAL HUSBANDARY OUTSTANDING		KCC NPA		% AGE NPA		KCC RUPAY CARD ISSUED	KCC RUPAY CARD ACTIVATED
		NO.	AMT.	NO.	AMT.	NO.	AMT.	NO.	AMT.
LEAD BANKS									
1	STATE BANK OF INDIA	13912	129.14	5066	36.97	36.41	28.63	897	861
2	BANK OF BARODA	5400	66.62	759	8.36	14.06	12.55	0	0
3	CANARA BANK	12307	151.94	108	2.06	0.88	1.36	2726	2726
4	CENTRAL BANK OF INDIA	1300	20.93	395	3.47	30.38	16.58	819	363
5	PUNJAB NATIONAL BANK	222	2.35	172	1.59	77.48	67.66	1	11
6	UNION BANK OF INDIA	65857	683.05	2006	26.87	3.05	3.93	19788	950
7	UCO BANK	5356	59.54	289	3.56	5.40	5.98	36	36
OTHER BANKS									
8	BANK OF INDIA	4736	40.25	964	8.54	20.35	21.22	4265	3106
9	BANK OF MAHARASHTRA	9	0.10	0	0.00	0.00	0.00	1	1
10	INDIAN BANK	2504	29.20	718	8.92	28.67	30.55	1600	59
11	INDIAN OVERSEAS BANK	226	3.13	0	0.00	0.00	0.00	5	3
12	PUNJAB AND SIND BANK	132	1.75	0	0.00	0.00	0.00	20	2
Total Public Sector Bank		111961	1188.02	10477	100.34	9.36	8.45	30158	8118
PRIVATE BANKS									
13	AXIS BANK	1628	118.95	50	4.16	3.07	3.50	1567	1529
14	BANDHAN BANK	0	0.00	0	0.00	0.00	0.00	0	0
15	FEDERAL BANK	0	0.00	0	0.00	0.00	0.00	0	0
16	HDFC BANK	810	42.26	3	0.11	0.37	0.26	806	155
17	ICICI BANK	0	0.00	0	0.00	0.00	0.00	0	0
18	IDBI BANK	3	0.02	0	0.00	0.00	0.00	3	3
19	INDUSIND BANK	0	0.00	0	0.00	0.00	0.00	0	0
20	J & K BANK	1	0.01	0	0.00	0.00	0.00	0	0
21	KARNATAKA BANK	0	0.00	0	0.00	0.00	0.00	0	0
22	KOTAK MAHINDRA BANK	0	0.00	0	0.00	0.00	0.00	0	0
23	SOUTH INDIAN BANK	0	0.00	0	0.00	0.00	0.00	0	0
24	YES BANK	0	0.00	0	0.00	0.00	0.00	0	0
25	KARUR VYSYA BANK	0	0.00	0	0.00	0.00	0.00	0	0
26	IDFC FIRST BANK	0	0.00	0	0.00	0.00	0.00	0	0
27	RBL BANK	0	0.00	0	0.00	0.00	0.00	0	0
Total Private Sector Bank		2442	161.24	53	4.27	2.17	2.65	2376	1687
Total COMM. BANKS		114403	1349.26	10530	104.61	9.20	7.75	32534	9805
CO-OPERATIVE BANKS									
28	STATE CO-OP. BANK	0	0.00	0	0.00	0.00	0.00	0	0
Total Cooperative Bank		0	0.00	0	0.00	0.00	0.00	0	0
REGIONAL RURAL BANKS									
29	BIHAR GRAMIN BANK	33014	178.20	676	4.04	2.05	2.27	11	11
Total Region Rural Bank		33014	178.20	676	4.04	2.05	2.27	11	11
SMALL FINANCE BANK									
30	JANA SMALL FIN. BANK	0	0.00	0	0.00	0.00	0.00	0	0
31	UJIVAN SMALL FIN. BANK	0	0.00	0	0.00	0.00	0.00	0	0
32	UTKARSH SMALL FIN. BANK	0	0.00	0	0.00	0.00	0.00	0	0
33	ESAF SMALL FIN. BANK	0	0.00	0	0.00	0.00	0.00	0	0
34	UNITY SMALL FINANCE BANK	0	0.00	0	0.00	0.00	0.00	0	0
Total Small Financial Bank		0	0.00	0	0.00	0.00	0.00	0	0
TOTAL FOR BIHAR		147417	1527.46	11206	108.65	7.60	7.11	32545	9816

STATE LEVEL BANKERS' COMMITTEE, BIHAR									
CONVENOR : STATE BANK OF INDIA									
DISTRICT WISE KCC FOR ANIMAL HUSBANDRY (KCC - AH) OUTSTANDING, NPA & RUPAY CARD FY 2025-26 AS ON 31.03.2026									
No. in Actual and Amount in Rs.Crore									
S.N.	Name of District	KCC ANIMAL HUSBANDRY OUTSTANDING		KCC NPA		% AGE NPA		KCC RUPAY CARD ISSUED	KCC RUPAY CARD ACTIVATED
		NO.	AMT.	NO.	AMT.	NO.	AMT.	NO.	NO.
1	ARARIA	4597	47.30	675	5.29	14.68	11.18	596	270
2	ARWAL	1187	8.43	27	0.38	2.27	4.51	231	29
3	AURANGABAD	2743	23.25	38	0.33	1.39	1.42	184	156
4	BANKA	2480	21.19	278	2.46	11.21	11.61	548	351
5	BEGUSARAI	5895	87.34	441	4.89	7.48	5.60	1747	529
6	BHAGALPUR	5867	54.22	841	7.79	14.33	14.37	1157	300
7	BHOJPUR	2880	21.21	84	0.70	2.92	3.30	383	73
8	BUXAR	2983	25.33	100	1.06	3.35	4.18	222	113
9	DARBHANGA	4710	43.99	274	2.74	5.82	6.23	676	326
10	GAYA	2231	20.38	49	0.53	2.20	2.60	373	289
11	GOPALGANJ	3003	28.85	149	0.68	4.96	2.36	711	523
12	JAMUI	3471	30.91	215	1.76	6.19	5.69	1327	570
13	JEHANABAD	1033	10.71	112	1.25	10.84	11.67	188	110
14	KAIMUR (BHABUA)	2613	29.34	85	0.67	3.25	2.28	384	155
15	KATI HAR	2776	30.95	430	2.78	15.49	8.98	646	93
16	KHAGARIA	9226	97.43	544	6.34	5.90	6.51	3285	245
17	KISHANGANJ	1821	12.00	212	0.90	11.64	7.50	324	105
18	LAKHISARAI	2057	22.09	238	2.23	11.57	10.10	496	149
19	MADHEPURA	1591	13.38	232	1.13	14.58	8.45	342	142
20	MADHUBANI	2217	19.19	106	1.00	4.78	5.21	178	105
21	MUNGER	2126	17.47	160	2.28	7.53	13.05	452	135
22	MUZAFFARPUR	13261	162.20	893	10.44	6.73	6.44	2817	880
23	NALANDA	4307	43.66	179	1.10	4.16	2.52	594	259
24	NAWADA	2869	21.65	161	0.90	5.61	4.16	206	61
25	PASHCHIM CHAMPARAN	7687	80.59	574	5.20	7.47	6.45	1742	360
26	PATNA	2577	37.06	511	7.74	19.83	20.89	535	261
27	PURBI CHAMPARAN	8301	101.00	726	8.56	8.75	8.48	2683	335
28	PURNIA	1827	18.52	341	1.71	18.66	9.23	204	70
29	ROHTAS	1310	12.24	70	0.64	5.34	5.23	226	143
30	SAHARSA	2216	23.81	234	1.83	10.56	7.69	980	475
31	SAMASTIPUR	17977	164.90	813	9.44	4.52	5.72	4555	814
32	SARAN	2366	24.47	202	1.48	8.54	6.05	754	134
33	SHEIKHPURA	2433	23.88	121	0.74	4.97	3.10	602	230
34	SHEOHAR	2347	27.61	218	2.56	9.29	9.27	348	60
35	SITAMARHI	5567	54.10	394	4.64	7.08	8.58	646	267
36	SIWAN	1068	12.80	58	0.34	5.43	2.66	248	189
37	SUPAUL	1257	13.09	115	1.22	9.15	9.32	232	58
38	VAISHALI	2540	40.95	306	2.92	12.05	7.13	723	452
Total		147417	1527.46	11206	108.65	7.60	7.11	32545	9816

STATE LEVEL BANKERS' COMMITTEE BIHAR

CONVENOR : STATE BANK OF INDIA

BANK WISE KCC (FISHERIES) PROGRESS REPORT DURING THE FINANCIAL YEAR 2025 - 26 AS ON 31.03.2026

(Amount in Rs. Crore)

SLNO	Bank Name	KCC - FISHERIES NEW						KCC - FISHERIES RENEW						TOTAL KCC - FISHERIES (NEW+RENEW)					
		TARGET		DISBURSED		% ACHIEVEMENT		TARGET		DISBURSED		% ACHIEVEMENT		TARGET		DISBURSED		% ACHIEVEMENT	
		NO.	AMT	NO.	AMT	NO.	AMT	NO.	AMT	NO.	AMT	NO.	AMT	NO.	AMT	NO.	AMT	NO.	AMT
	LEAD BANKS																		
1	STATE BANK OF INDIA	472	23.60	4	0.05	0.85	0.21	700	14.00	538	16.16	76.86	115.43	1172	37.60	542	16.21	46.25	43.11
2	BANK OF BARODA	388	19.40	12	0.23	3.09	1.19	1550	31.00	37	2.05	2.39	6.61	1938	50.40	49	2.28	2.53	4.52
3	CANARA BANK	360	18.00	0	0.00	0.00	0.00	50	1.00	21	0.56	42.00	56.00	410	19.00	21	0.56	5.12	2.95
4	CENTRAL BANK OF INDIA	380	19.00	2	0.02	0.53	0.11	50	1.00	20	0.17	40.00	17.00	430	20.00	22	0.19	5.12	0.95
5	PUNJAB NATIONAL BANK	430	21.50	1	0.11	0.23	0.51	50	1.00	26	0.58	52.00	58.00	480	22.50	27	0.69	5.63	3.07
6	UNION BANK OF INDIA	552	17.60	26	0.19	7.39	1.08	50	1.00	78	0.99	156.00	99.00	402	18.60	104	1.18	25.87	6.34
7	UCO BANK	384	19.20	3	0.05	0.78	0.26	50	1.00	4	0.06	8.00	6.00	434	20.20	7	0.11	1.61	0.54
	OTHER BANKS																		
8	BANK OF INDIA	348	17.40	18	0.23	5.17	1.32	50	1.00	102	0.51	204.00	51.00	398	18.40	120	0.74	30.15	4.03
9	BANK OF MAHARASHTRA	308	15.40	7	0.25	2.27	1.88	0	0.00	0	0.00	0.00	0.00	308	15.40	7	0.29	2.27	1.88
10	INDIAN BANK	344	17.20	0	0.00	0.00	0.00	50	1.00	49	0.36	98.00	36.00	394	18.20	49	0.36	12.44	1.98
11	INDIAN OVERSEAS BANK	248	12.40	7	0.08	2.82	0.65	0	0.00	1	0.33	0.00	0.00	248	12.40	8	0.41	3.23	3.31
12	PUNJAB AND SIND BANK	118	5.90	1	0.04	0.85	0.68	0	0.00	0	0.00	0.00	0.00	118	5.90	1	0.04	0.85	0.68
	TOTAL PUBLIC SECTOR BANKS	4132	206.60	81	1.29	1.96	0.62	2600	52.00	876	21.77	33.69	41.87	6732	258.60	957	23.06	14.22	8.92
	PRIVATE BANKS																		
13	AXIS BANK	346	17.30	0	0.00	0.00	0.00	0	0.00	1	0.06	0.00	0.00	346	17.30	1	0.06	0.29	0.35
14	BANDHAN BANK	336	16.80	0	0.00	0.00	0.00	0	0.00	0	0.00	0.00	0.00	336	16.80	0	0.00	0.00	0.00
15	FEDERAL BANK	58	2.90	0	0.00	0.00	0.00	0	0.00	0	0.00	0.00	0.00	58	2.90	0	0.00	0.00	0.00
16	HDFC BANK	358	17.90	0	0.00	0.00	0.00	150	3.00	2	1.34	1.33	44.67	508	20.90	2	1.34	0.39	6.41
17	ICICI BANK	350	17.50	0	0.00	0.00	0.00	0	0.00	0	0.00	0.00	0.00	350	17.50	0	0.00	0.00	0.00
18	IDBI BANK	318	15.90	0	0.00	0.00	0.00	0	0.00	2	0.00	0.00	0.00	318	15.90	2	0.00	0.63	0.00
19	INDUSIND BANK	192	9.60	0	0.00	0.00	0.00	0	0.00	0	0.00	0.00	0.00	192	9.60	0	0.00	0.00	0.00
20	J & K BANK	10	0.50	0	0.00	0.00	0.00	0	0.00	0	0.00	0.00	0.00	10	0.50	0	0.00	0.00	0.00
21	KARNATAKA BANK	10	0.50	0	0.00	0.00	0.00	0	0.00	0	0.00	0.00	0.00	10	0.50	0	0.00	0.00	0.00
22	KOTAK MAHINDRA BANK	104	5.20	0	0.00	0.00	0.00	0	0.00	0	0.00	0.00	0.00	104	5.20	0	0.00	0.00	0.00
23	SOUTH INDIAN BANK	10	0.50	0	0.00	0.00	0.00	0	0.00	0	0.00	0.00	0.00	10	0.50	0	0.00	0.00	0.00
24	YES BANK	26	1.30	0	0.00	0.00	0.00	0	0.00	0	0.00	0.00	0.00	26	1.30	0	0.00	0.00	0.00
25	KARUR VYSYA BANK	10	0.50	0	0.00	0.00	0.00	0	0.00	0	0.00	0.00	0.00	10	0.50	0	0.00	0.00	0.00
26	IDFC FIRST BANK	50	2.50	0	0.00	0.00	0.00	0	0.00	0	0.00	0.00	0.00	50	2.50	0	0.00	0.00	0.00
27	RBL BANK	34	1.70	0	0.00	0.00	0.00	0	0.00	0	0.00	0.00	0.00	34	1.70	0	0.00	0.00	0.00
	TOTAL PRIVATE SECTOR BANKS	2212	110.60	0	0.00	0.00	0.00	150	3.00	5	1.40	3.33	46.67	2362	113.60	5	1.40	0.21	1.23
	Total COMM. BANKS	6344	317.20	81	1.29	1.28	0.41	2750	55.00	881	23.17	32.04	42.13	9094	372.20	962	24.46	10.58	6.57
	CO-OPERATIVE BANKS																		
28	STATE CO-OP. BANK	318	15.90	0	0.00	0.00	0.00	0	0.00	0	0.00	0.00	0.00	318	15.90	0	0.00	0.00	0.00
	TOTAL CO-OPERATIVE BANKS	318	15.90	0	0.00	0.00	0.00	0	0.00	0	0.00	0.00	0.00	318	15.90	0	0.00	0.00	0.00
	REGIONAL RURAL BANKS																		
29	BIHAR GRAMIN BANK	738	36.90	1116	6.61	151.22	17.91	2750	55.00	973	8.16	35.38	14.84	3488	91.90	2089	14.77	59.89	16.07
	TOTAL REGIONAL RURAL BANKS	738	36.90	1116	6.61	151.22	17.91	2750	55.00	973	8.16	35.38	14.84	3488	91.90	2089	14.77	59.89	16.07
	SMALL FINANCE BANK																		
30	JANA SMALL FIN. BANK	110	5.50	0	0.00	0.00	0.00	0	0.00	0	0.00	0.00	0.00	110	5.50	0	0.00	0.00	0.00
31	LIJIVAN SMALL FIN. BANK	202	10.10	0	0.00	0.00	0.00	0	0.00	0	0.00	0.00	0.00	202	10.10	0	0.00	0.00	0.00
32	UTKARSH SMALL FIN. BANK	276	13.80	0	0.00	0.00	0.00	0	0.00	0	0.00	0.00	0.00	276	13.80	0	0.00	0.00	0.00
33	ESAF SMALL FIN. BANK	116	5.80	0	0.00	0.00	0.00	0	0.00	0	0.00	0.00	0.00	116	5.80	0	0.00	0.00	0.00
34	UNITY SMALL FINANCE BANK	96	4.80	0	0.00	0.00	0.00	0	0.00	0	0.00	0.00	0.00	96	4.80	0	0.00	0.00	0.00
	TOTAL SMALL FINANCE BANK	800	40.00	0	0.00	0.00	0.00	0	0.00	0	0.00	0.00	0.00	800	40.00	0	0.00	0.00	0.00
	GRAND TOTAL	8200	410.00	1197	7.90	14.60	1.93	5500	110.00	1854	31.33	33.71	28.48	13700	520.00	3051	39.23	22.27	7.54

STATE LEVEL BANKERS' COMMITTEE BIHAR																			
CONVENOR : STATE BANK OF INDIA																			
DISTRICT WISE KCC (FISHERIES) PROGRESS REPORT DURING THE FINANCIAL YEAR 2025 -26 AS ON 31.03.2026																			
(Amount In Rs. Crore)																			
SL.NO.	DISTRICT NAME	KCC - FISHERIES NEW						KCC - FISHERIES RENEW						TOTAL FISHERIES - AH (NEW+RENEW)					
		TARGET		DISBURSED		% ACHIEVEMENT		TARGET		DISBURSED		% ACHIEVEMENT		TARGET		DISBURSED		% ACHIEVEMENT	
		NO.	AMT	NO.	AMT	NO.	AMT	NO.	AMT	NO.	AMT	NO.	AMT	NO.	AMT	NO.	AMT	NO.	AMT
1	Araria	220	11	21	0.12	9.55	1.09	100	2	55	0.68	55.00	34.00	320	13	76	0.80	23.75	6.15
2	Arwal	180	9	0	0.00	0.00	0.00	50	1	6	0.09	12.00	9.00	230	10	6	0.09	2.61	0.90
3	Aurangabad	200	10	68	0.36	34.00	3.60	150	3	21	0.30	14.00	10.00	350	13	89	0.66	25.43	5.08
4	Banka	180	9	17	0.11	9.44	1.22	50	1	101	1.07	202.00	107.00	230	10	118	1.18	51.30	11.80
5	Begusarai	240	12	12	0.10	5.00	0.83	100	2	13	2.94	13.00	147.00	340	14	25	3.04	7.35	21.71
6	Bhagalpur	240	12	70	0.51	29.17	4.25	150	3	92	0.64	61.33	21.33	390	15	162	1.15	41.54	7.67
7	Bhojpur	220	11	31	0.19	14.09	1.73	150	3	28	0.24	18.67	8.00	370	14	59	0.43	15.95	3.07
8	Buxar	180	9	17	0.13	9.44	1.44	50	1	15	0.09	30.00	9.00	230	10	32	0.22	13.91	2.20
9	Darbhanga	240	12	53	0.24	22.08	2.00	200	4	69	0.95	34.50	23.75	440	16	122	1.19	27.73	7.44
10	Gaya	260	13	13	0.14	5.00	1.08	200	4	32	0.30	16.00	7.50	460	17	45	0.44	9.78	2.59
11	Gopalganj	200	10	29	0.13	14.50	1.30	100	2	40	0.22	40.00	11.00	300	12	69	0.35	23.00	2.92
12	Jamui	160	8	3	0.03	1.88	0.38	50	1	15	0.10	30.00	10.00	210	9	18	0.13	8.57	1.44
13	Jehanabad	180	9	0	0.06	0.00	0.67	50	1	17	0.19	34.00	19.00	230	10	17	0.25	7.39	2.50
14	Kaimur	160	8	0	0.00	0.00	0.00	50	1	1	0.11	2.00	11.00	210	9	1	0.11	0.48	1.22
15	Katihar	260	13	168	0.99	64.62	7.62	300	6	152	1.02	50.67	17.00	560	19	320	2.01	57.14	10.58
16	Khagaria	240	12	4	0.04	1.67	0.33	100	2	28	2.78	28.00	139.00	340	14	32	2.82	9.41	20.14
17	Kishanganj	180	9	11	0.06	6.11	0.67	100	2	15	0.43	15.00	21.50	280	11	26	0.49	9.29	4.45
18	Lakhisarai	160	8	0	0.00	0.00	0.00	50	1	10	0.16	20.00	16.00	210	9	10	0.16	4.76	1.78
19	Madhepura	180	9	11	0.11	6.11	1.22	50	1	23	0.39	46.00	39.00	230	10	34	0.50	14.78	5.00
20	Madhubani	320	16	207	1.81	64.69	11.31	350	7	284	4.41	81.14	63.00	670	23	491	6.22	73.28	27.04
21	Munger	180	9	5	0.05	2.78	0.56	100	2	16	0.25	16.00	12.50	280	11	21	0.30	7.50	2.73
22	Muzaffarpur	260	13	39	0.26	15.00	2.00	350	7	68	1.38	19.43	19.71	610	20	107	1.64	17.54	8.20
23	Nalanda	220	11	40	0.19	18.18	1.73	200	4	83	1.73	41.50	43.25	420	15	123	1.92	29.29	12.80
24	Nawada	200	10	23	0.08	11.50	0.80	100	2	1	0.04	1.00	2.00	300	12	24	0.12	8.00	1.00
25	Pashchimi Champaran	200	10	20	0.13	10.00	1.30	200	4	35	0.44	17.50	11.00	400	14	55	0.57	13.75	4.07
26	Patna	360	18	20	0.17	5.56	0.94	400	8	39	0.96	9.75	12.00	760	26	59	1.13	7.76	4.35
27	Purbi Champaran	220	11	25	0.14	11.36	1.27	200	4	201	2.77	100.50	69.25	420	15	226	2.91	53.81	19.40
28	Purnea	340	17	92	0.53	27.06	3.12	400	8	90	0.66	22.50	8.25	740	25	182	1.19	24.59	4.76
29	Rohtas	200	10	22	0.13	11.00	1.30	150	3	51	1.08	34.00	36.00	350	13	73	1.21	20.86	9.31
30	Saharsa	160	8	19	0.09	11.88	1.13	50	1	30	0.19	60.00	19.00	210	9	49	0.28	23.33	3.11
31	Samastipur	240	12	19	0.14	7.92	1.17	250	5	44	1.93	17.60	38.60	490	17	63	2.07	12.86	12.18
32	Saran	220	11	75	0.28	34.09	2.55	200	4	86	0.61	43.00	15.25	420	15	161	0.89	38.33	5.93
33	Sheikhpura	160	8	1	0.01	0.63	0.13	50	1	16	0.10	32.00	10.00	210	9	17	0.11	8.10	1.22
34	Sheohar	240	12	5	0.06	2.08	0.50	50	1	9	0.41	18.00	41.00	290	13	14	0.47	4.83	3.62
35	Sitamarhi	180	9	16	0.13	8.89	1.44	100	2	19	0.76	19.00	38.00	280	11	35	0.89	12.50	8.09
36	Siwan	240	12	26	0.09	10.83	0.75	100	2	35	0.56	35.00	28.00	340	14	61	0.65	17.94	4.64
37	Supaul	160	8	11	0.26	6.88	3.25	50	1	7	0.06	14.00	6.00	210	9	18	0.32	8.57	3.56
38	Vaishali	220	11	4	0.03	1.82	0.27	150	3	7	0.29	4.67	9.67	370	14	11	0.32	2.97	2.29
Grand Total		8200	410	1197	7.90	14.60	1.93	5500	110	1854	31.33	33.71	28.48	13700	520	3051	39.23	22.27	7.54

STATE LEVEL BANKERS' COMMITTEE, BIHAR									
CONVENOR : STATE BANK OF INDIA									
BANK WISE KISAN CREDIT CARD FISHERIES (KCC-FISH) OUTSTANDING, NPA & RUPAY CARD FY 2025-26 AS ON 31.03.2026									
No. in Actual and Amount in Rs.Crore									
SR.	Name of Bank	KCC FISHERIES OUTSTANDING		KCC NPA		%AGE NPA		RUPAY CARD ISSUED	RUPAY CARD ACTIVATED
		NO.	AMT.	NO.	AMT.	NO.	AMT.	NO.	NO.
LEAD BANKS									
1	STATE BANK OF INDIA	11	0.15	4	0.07	36.36	46.67	0	0
2	BANK OF BARODA	72	0.92	0	0.00	0.00	0.00	0	0
3	CANARA BANK	56	1.02	0	0.00	0.00	0.00	8	8
4	CENTRAL BANK OF INDIA	45	0.50	13	0.14	28.89	28.00	25	11
5	PUNJAB NATIONAL BANK	163	2.32	23	0.00	14.11	0.00	1	8
6	UNION BANK OF INDIA	63	1.20	17	0.42	26.98	35.00	5	4
7	UCO BANK	91	0.95	9	0.09	9.89	9.47	2	2
OTHER BANKS									
8	BANK OF INDIA	156	1.78	68	0.95	43.59	53.37	146	78
9	BANK OF MAHARASHTRA	5	0.19	1	0.02	20.00	10.53	0	0
10	INDIAN BANK	37	0.92	5	0.04	13.51	4.35	33	2
11	INDIAN OVERSEAS BANK	6	0.32	0	0.00	0.00	0.00	2	1
12	PUNJAB AND SIND BANK	1	0.02	0	0.00	0.00	0.00	1	0
Total Public Sector Bank		706	10.28	140	1.73	19.83	16.83	223	114
PRIVATE BANKS									
13	AXIS BANK	1	0.06	0	0.00	0.00	0.00	1	1
14	BANDHAN BANK	0	0.00	0	0.00	0.00	0.00	0	0
15	FEDERAL BANK	0	0.00	0	0.00	0.00	0.00	0	0
16	HDFC BANK	74	4.31	10	0.79	13.51	18.33	74	12
17	ICICI BANK	0	0.00	0	0.00	0.00	0.00	0	0
18	IDBI BANK	3	0.04	0	0.00	0.00	0.00	3	3
19	INDUSIND BANK	0	0.00	0	0.00	0.00	0.00	0	0
20	J & K BANK	0	0.00	0	0.00	0.00	0.00	0	0
21	KARNATAKA BANK	0	0.00	0	0.00	0.00	0.00	0	0
22	KOTAK MAHINDRA BANK	0	0.00	0	0.00	0.00	0.00	0	0
23	SOUTH INDIAN BANK	0	0.00	0	0.00	0.00	0.00	0	0
24	YES BANK	0	0.00	0	0.00	0.00	0.00	0	0
25	KARUR VYSYA BANK	0	0.00	0	0.00	0.00	0.00	0	0
26	IDFC FIRST BANK	0	0.00	0	0.00	0.00	0.00	0	0
27	RBL BANK	0	0.00	0	0.00	0.00	0.00	0	0
Total Private Sector Bank		78	4.40	10	0.79	12.82	17.95	78	16
Total COMM. BANKS		784	14.68	150	2.52	19.13	17.17	301	130
CO-OPERATIVE BANKS									
28	STATE CO-OP. BANK	38	0.09	26	0.05	68.42	55.56	0	0
Total Cooperative Bank		38	0.09	26	0.05	68.42	55.56	0	0
REGIONAL RURAL BANKS									
29	BIHAR GRAMIN BANK	878	6.43	57	0.46	6.49	7.15	11	11
Total Region Rural Bank		878	6.43	57	0.46	6.49	7.15	11	11
SMALL FINANCE BANK									
30	JANA SMALL FIN. BANK	0	0.00	0	0.00	0.00	0.00	0	0
31	UJJIVAN SMALL FIN. BANK	0	0.00	0	0.00	0.00	0.00	0	0
32	UTKARSH SMALL FIN. BANK	0	0.00	0	0.00	0.00	0.00	0	0
33	ESAF SMALL FIN. BANK	0	0.00	0	0.00	0.00	0.00	0	0
34	UNITY SMALL FINANCE BANK	0	0.00	0	0.00	0.00	0.00	0	0
Total Small Financial Bank		0	0.00	0	0.00	0.00	0.00	0	0
TOTAL FOR BIHAR		1700	21.20	233	3.03	13.71	14.29	312	141

STATE LEVEL BANKERS' COMMITTEE, BIHAR									
CONVENOR : STATE BANK OF INDIA									
DISTRICT WISE KCC FISHERIES (KCC-FISH) OUTSTANDING, NPA & RUPAY CARD FY 2025-26 AS ON 31.03.2026									
No. in Actual and Amount in Rs.Crore									
SR.	Name of District	KCC FISHERIES OUTSTANDING		KCC NPA		%AGE NPA		RUPAY CARD ISSUED	RUPAY CARD ACTIVATED
		NO.	AMT	NO.	AMT	NO.	AMT	NO.	NO.
1	ARARIA	74	0.47	10	0.05	13.51	10.64	5	4
2	ARWAL	15	0.14	4	0.06	26.67	42.86	2	1
3	AURANGABAD	23	0.21	0	0.00	0.00	0.00	2	2
4	BANKA	25	0.75	4	0.05	16.00	6.67	8	5
5	BEGUSARAI	65	0.75	2	0.02	3.08	2.67	2	1
6	BHAGALPUR	118	0.65	2	0.01	1.69	1.54	2	1
7	BHOJPUR	29	0.22	0	0.00	0.00	0.00	1	1
8	BUXAR	31	0.19	1	0.02	3.23	10.53	10	4
9	DARBHANGA	68	0.74	5	0.03	7.35	4.05	9	6
10	GAYA	27	0.28	1	0.00	3.70	0.00	10	3
11	GOPALGANJ	39	0.48	6	0.23	15.38	47.92	5	1
12	JAMUI	13	0.1	0	0.00	0.00	0.00	5	5
13	JEHANABAD	38	0.36	6	0.01	15.79	2.78	4	4
14	KAIMUR (BHABUA)	2	0.05	1	0.00	50.00	0.00	0	0
15	KATIHAR	14	0.1	1	0.02	7.14	20.00	4	1
16	KHAGARIA	21	0.65	1	0.19	4.76	29.23	13	0
17	KISHANGANJ	50	0.66	0	0.00	0.00	0.00	0	0
18	LAKHISARAI	17	0.12	2	0.00	11.76	0.00	3	3
19	MADHEPURA	13	0.09	1	0.01	7.69	11.11	2	1
20	MADHUBANI	296	3.96	80	1.08	27.03	27.27	73	32
21	MUNGER	22	0.12	0	0.00	0.00	0.00	1	0
22	MUZAFFARPUR	98	1.72	32	0.27	32.65	15.70	17	6
23	NALANDA	59	0.59	7	0.13	11.86	22.03	12	2
24	NAWADA	5	0.05	0	0.00	0.00	0.00	5	4
25	PASHCHIM CHAMPARAN	68	0.56	28	0.07	41.18	12.50	4	2
26	PATNA	49	0.59	4	0.10	8.16	16.95	18	5
27	PURBI CHAMPARAN	53	0.58	8	0.12	15.09	20.69	12	8
28	PURNIA	19	0.15	1	0.00	5.26	0.00	0	0
29	ROHTAS	40	0.57	2	0.00	5.00	0.00	0	1
30	SAHARSA	18	0.08	2	0.00	11.11	0.00	9	9
31	SAMASTIPUR	44	0.61	7	0.09	15.91	14.75	13	11
32	SARAN	40	0.53	0	0.00	0.00	0.00	5	1
33	SHEIKHPURA	32	0.42	0	0.00	0.00	0.00	4	4
34	SHEOHAR	23	0.3	1	0.01	4.35	3.33	1	1
35	SITAMARHI	62	0.81	8	0.08	12.90	9.88	5	4
36	SIWAN	54	1.81	4	0.27	7.41	14.92	33	6
37	SUPAUL	5	0.12	0	0.00	0.00	0.00	2	0
38	VAISHALI	31	0.62	2	0.11	6.45	17.74	11	2
	Total	1700	21.2	233	3.03	13.71	14.29	312	141

STATE LEVEL BANKERS' COMMITTEE, BIHAR							
CONVENOR : STATE BANK OF INDIA							
BANK WISE PROGRESS UNDER DAIRY FY 2025-26 AS ON 31.03.2026							
No. in Actual and Amount in Crore							
SR.NO.	NAME OF BANK	TARGET		DISBURSED		% ACHIEVEMENT	
		No.	Amt.	No.	Amt.	No.	Amt.
	LEAD BANKS						
1	STATE BANK OF INDIA	14960	374	541	4.66	3.62	1.25
2	BANK OF BARODA	9840	246	13384	246.16	136.02	100.07
3	CANARA BANK	5240	131	14469	132.34	276.13	101.02
4	CENTRAL BANK OF INDIA	13800	345	541	1.25	3.92	0.36
5	PUNJAB NATIONAL BANK	10440	261	861	29.04	8.25	11.13
6	UNION BANK OF INDIA	3920	98	19267	267.70	491.51	273.16
7	UCO BANK	4200	105	0	0.00	0.00	0.00
	OTHER BANKS						
8	BANK OF INDIA	5200	130	3836	28.93	73.77	22.25
9	BANK OF MAHARASHTRA	1880	47	94	5.60	5.00	11.91
10	INDIAN BANK	4840	121	0	0.00	0.00	0.00
11	INDIAN OVERSEAS BANK	1640	41	6	0.09	0.37	0.22
12	PUNJAB AND SIND BANK	640	16	31	0.94	4.84	5.88
	Total Public Sector Bank	76600	1915	53030	716.72	69.23	37.43
	PRIVATE BANKS						
13	AXIS BANK	3400	85	0	0.00	0.00	0.00
14	BANDHAN BANK	28200	705	0	0.00	0.00	0.00
15	FEDERAL BANK	360	9	10	0.20	2.78	2.22
16	HDFC BANK	4920	123	0	0.00	0.00	0.00
17	ICICI BANK	4640	116	14657	17.20	315.88	14.83
18	IDBI BANK	2160	54	7258	70.17	336.02	129.94
19	INDUSIND BANK	11200	280	0	0.00	0.00	0.00
20	J & K BANK	40	1	1	0.01	2.50	1.00
21	KARNATAKA BANK	40	1	0	0.00	0.00	0.00
22	KOTAK MAHINDRA BANK	11040	276	1	0.01	0.01	0.00
23	SOUTH INDIAN BANK	40	1	0	0.00	0.00	0.00
24	YES BANK	2320	58	0	0.00	0.00	0.00
25	KARUR VYSYA BANK	40	1	0	0.00	0.00	0.00
26	IDFC FIRST BANK	3200	80	35138	221.59	1098.06	276.99
27	RBL BANK	10320	258	14754	86.12	142.97	33.38
	Total Private Sector Bank	81920	2048	71819	395.29	87.67	19.30
	Total COMM. BANKS	158520	3963	124849	1112.00	78.76	28.06
	CO-OPERATIVE BANKS						
28	STATE CO-OP. BANK	11160	279	0	0.00	0.00	0.00
	Total Cooperative Bank	11160	279	0	0.00	0.00	0.00
	REGIONAL RURAL BANKS						
29	BIHAR BIHAR GRAMIN BANK	34760	869	17709	66.50	50.95	7.65
	Total Region Rural Bank	34760	869	17709	66.50	50.95	7.65
	SMALL FINANCE BANK						
30	JANA SMALL FIN. BANK	4400	110	2037	12.04	46.30	10.95
31	UJJIVAN SMALL FIN. BANK	1400	35	903	10.02	64.50	28.63
32	UTKARSH SMALL FIN. BANK	23160	579	176	1.10	0.76	0.19
33	ESAF SMALL FIN. BANK	1800	45	5289	31.46	293.83	69.91
34	UNITY SMALL FINANCE BANK	4360	109	0	0.00	0.00	0.00
	Total Small Financial Bank	35120	878	8405	54.62	23.93	6.22
	TOTAL FOR BIHAR	239560	5989	150963	1233.12	63.02	20.59

STATE LEVEL BANKERS' COMMITTEE, BIHAR

CONVENOR : STATE BANK OF INDIA

DISTRICT WISE PROGRESS UNDER DAIRY FY 2025-26 AS ON 31.03.2026

No. in Actual and Amount in Crore

SR.NO.	NAME OF BANK	TARGET		DISBURSED		% ACHIEVEMENT	
		No.	Amt.	No.	Amt.	No.	Amt.
1	ARARIA	4680	117	2371	20.71	50.66	17.70
2	ARWAL	1480	37	895	4.59	60.47	12.41
3	AURANGABAD	5040	126	3492	35.75	69.29	28.37
4	BANKA	4000	100	4486	36.78	112.15	36.78
5	BEGUSARAI	8280	207	6116	52.05	73.86	25.14
6	BHAGALPUR	7760	194	4760	41.19	61.34	21.23
7	BHOJPUR	6400	160	5824	32.75	91.00	20.47
8	BUXAR	3560	89	4271	8.44	119.97	9.48
9	DARBHANGA	7000	175	4392	35.73	62.74	20.42
10	GAYA	9480	237	3898	38.45	41.12	16.22
11	GOPALGANJ	5840	146	1846	17.37	31.61	11.90
12	JAMUI	3280	82	1642	14.40	50.06	17.56
13	JEHANABAD	2320	58	873	5.96	37.63	10.28
14	KAIMUR (BHABUA)	3120	78	1741	7.46	55.80	9.56
15	KATI HAR	5720	143	2117	15.98	37.01	11.17
16	KHAGARIA	3080	77	6224	66.54	202.08	86.42
17	KISHANGANJ	3160	79	844	5.12	26.71	6.48
18	LAKHISARAI	2520	63	1739	16.88	69.01	26.79
19	MADHEPURA	3080	77	1637	13.38	53.15	17.38
20	MADHUBANI	6920	173	3048	21.50	44.05	12.43
21	MUNGER	3480	87	3363	24.84	96.64	28.55
22	MUZAFFARPUR	14000	350	12440	103.51	88.86	29.57
23	NALANDA	6320	158	5656	49.33	89.49	31.22
24	NAWADA	4440	111	1094	3.73	24.64	3.36
25	PASHCHIM CHAMPARAN	6160	154	3890	37.87	63.15	24.59
26	PATNA	40640	1016	17818	144.63	43.84	14.24
27	PURBI CHAMPARAN	8800	220	6524	46.57	74.14	21.17
28	PURNIA	6600	165	2476	18.81	37.52	11.40
29	ROHTAS	6600	165	3811	17.30	57.74	10.48
30	SAHARSA	2360	59	2789	20.67	118.18	35.03
31	SAMASTIPUR	8360	209	9586	102.95	114.67	49.26
32	SARAN	7960	199	5166	33.76	64.90	16.96
33	SHEIKHPURA	1600	40	1279	11.25	79.94	28.13
34	SHEOHAR	1080	27	1770	20.17	163.89	74.70
35	SITAMARHI	4240	106	3507	30.88	82.71	29.13
36	SIWAN	9400	235	3247	20.08	34.54	8.54
37	SUPAUL	3160	79	729	7.88	23.07	9.97
38	VAISHALI	7640	191	3602	47.90	47.15	25.08
TOTAL		239560	5989	150963	1233.12	63.02	20.59

STATE LEVEL BANKERS' COMMITTEE, BIHAR							
CONVENOR : STATE BANK OF INDIA							
BANK WISE PROGRESS UNDER POULTRY FY 2025-26 AS ON 31.03.2026							
No. in Actual and Amount in Crore							
SR.NO.	NAME OF BANK	TARGET		DISBURSED		% ACHIEVEMENT	
		No.	Amt.	No.	Amt.	No.	Amt.
LEAD BANKS							
1	STATE BANK OF INDIA	4975	223	213	11.41	4.28	5.12
2	BANK OF BARODA	3195	143	168	13.02	5.26	9.10
3	CANARA BANK	1708	76	218	16.17	12.76	21.28
4	CENTRAL BANK OF INDIA	4437	199	75	9.68	1.69	4.86
5	PUNJAB NATIONAL BANK	3441	154	58	20.46	1.69	13.29
6	UNION BANK OF INDIA	1176	52	133	6.85	11.31	13.17
7	UCO BANK	1461	65	3	0.61	0.21	0.94
OTHER BANKS							
8	BANK OF INDIA	1752	78	154	15.85	8.79	20.32
9	BANK OF MAHARASHTRA	365	16	2	0.57	0.55	3.56
10	INDIAN BANK	1867	83	0	0.00	0.00	0.00
11	INDIAN OVERSEAS BANK	411	18	2	1.07	0.49	5.94
12	PUNJAB AND SIND BANK	367	16	0	0.00	0.00	0.00
Total Public Sector Bank		25155	1123	1026	95.70	4.08	8.52
PRIVATE BANKS							
13	AXIS BANK	952	42	0	0.00	0.00	0.00
14	BANDHAN BANK	9284	417	5835	57.71	62.85	13.84
15	FEDERAL BANK	91	4	0	0.00	0.00	0.00
16	HDFC BANK	1530	68	0	0.00	0.00	0.00
17	ICICI BANK	1464	65	1494	2.23	102.05	3.43
18	IDBI BANK	478	21	3496	25.36	731.38	120.76
19	INDUSIND BANK	3698	166	0	0.00	0.00	0.00
20	J & K BANK	23	1	0	0.00	0.00	0.00
21	KARNATAKA BANK	23	1	0	0.00	0.00	0.00
22	KOTAK MAHINDRA BANK	3696	166	0	0.00	0.00	0.00
23	SOUTH INDIAN BANK	23	1	0	0.00	0.00	0.00
24	YES BANK	758	34	0	0.00	0.00	0.00
25	KARUR VYSYA BANK	23	1	0	0.00	0.00	0.00
26	IDFC FIRST BANK	1112	50	787	4.95	70.77	9.90
27	RBL BANK	3357	151	2615	15.41	77.90	10.21
Total Private Sector Bank		26512	1188	14227	105.66	53.66	8.89
Total COMM. BANKS		51667	2311	15253	201.35	29.52	8.71
CO-OPERATIVE BANKS							
28	STATE CO-OP. BANK	3665	164	0	0.00	0.00	0.00
Total Cooperative Bank		3665	164	0	0.00	0.00	0.00
REGIONAL RURAL BANKS							
29	BIHAR BIHAR GRAMIN BANK	11194	503	2	0.41	0.02	0.08
Total Region Rural Bank		11194	503	2	0.41	0.02	0.08
SMALL FINANCE BANK							
30	JANA SMALL FIN. BANK	1494	67	0	0.00	0.00	0.00
31	UJJIVAN SMALL FIN. BANK	343	15	0	0.00	0.00	0.00
32	UTKARSH SMALL FIN. BANK	7703	346	210	1.27	2.73	0.37
33	ESAF SMALL FIN. BANK	652	29	2684	18.20	411.66	62.76
34	UNITY SMALL FINANCE BANK	1362	61	0	0.00	0.00	0.00
Total Small Financial Bank		11554	518	2894	19.47	25.05	3.76
TOTAL FOR BIHAR		78080	3496	18149	221.23	23.24	6.33

STATE LEVEL BANKERS' COMMITTEE, BIHAR

CONVENOR : STATE BANK OF INDIA

DISTRICT WISE PROGRESS UNDER POULTRY FY 2025-26 AS ON 31.03.2026

No. in Actual and Amount in Crore

SR.NO.	NAME OF BANK	TARGET		DISBURSED		% ACHIEVEMENT	
		No.	Amt.	No.	Amt.	No.	Amt.
1	ARARIA	1500	67	444	4.22	29.60	6.30
2	ARWAL	407	18	157	1.95	38.57	10.83
3	AURANGABAD	1655	74	666	5.39	40.24	7.28
4	BANKA	1231	55	343	3.40	27.86	6.18
5	BEGUSARAI	2748	123	542	7.61	19.72	6.19
6	BHAGALPUR	2612	117	540	5.43	20.67	4.64
7	BHOJPUR	2101	94	1458	11.07	69.40	11.78
8	BUXAR	1209	54	631	4.62	52.19	8.56
9	DARBHANGA	2256	101	180	1.97	7.98	1.95
10	GAYA	3145	141	1245	10.35	39.59	7.34
11	GOPALGANJ	1923	86	130	4.84	6.76	5.63
12	JAMUI	1029	46	182	1.88	17.69	4.09
13	JEHANABAD	673	30	50	1.02	7.43	3.40
14	KAIMUR (BHABUA)	985	44	64	1.70	6.50	3.86
15	KATIHAR	1877	84	922	7.08	49.12	8.43
16	KHAGARIA	987	44	160	1.74	16.21	3.95
17	KISHANGANJ	1006	45	275	2.08	27.34	4.62
18	LAKHISARAI	718	32	53	1.54	7.38	4.81
19	MADHEPURA	1008	45	93	1.41	9.23	3.13
20	MADHUBANI	2302	103	98	1.64	4.26	1.59
21	MUNGER	1078	48	109	0.87	10.11	1.81
22	MUZAFFARPUR	4636	208	2858	43.51	61.65	20.92
23	NALANDA	1989	89	227	5.16	11.41	5.80
24	NAWADA	1410	63	254	2.71	18.01	4.30
25	PASHCHIM CHAMPARAN	2034	91	219	6.86	10.77	7.54
26	PATNA	13574	610	1679	18.96	12.37	3.11
27	PURBI CHAMPARAN	2901	130	576	7.94	19.86	6.11
28	PURNIA	2213	99	1018	9.77	46.00	9.87
29	ROHTAS	2146	96	180	2.45	8.39	2.55
30	SAHARSA	718	32	821	5.91	114.35	18.47
31	SAMASTIPUR	2723	122	355	10.14	13.04	8.31
32	SARAN	2567	115	358	3.73	13.95	3.24
33	SHEIKHPURA	497	22	144	1.91	28.97	8.68
34	SHEOHAR	248	11	23	0.14	9.27	1.27
35	SITAMARHI	1364	61	81	2.36	5.94	3.87
36	SIWAN	3011	135	522	5.31	17.34	3.93
37	SUPAUL	1008	45	44	2.70	4.37	6.00
38	VAISHALI	2591	116	448	9.85	17.29	8.49
TOTAL		78080	3496	18149	221.23	23.24	6.33

STATE LEVEL BANKERS' COMMITTEE, BIHAR

CONVENOR : STATE BANK OF INDIA

BANK WISE PROGRESS UNDER FISHERIES FY 2025-26 AS ON 31.03.2026

No. in Actual and Amount in Crore

SR.NO.	NAME OF BANK	TARGET		DISBURSED		% ACHIEVEMENT	
		No.	Amt.	No.	Amt.	No.	Amt.
	LEAD BANKS						
1	STATE BANK OF INDIA	3213	96	84	2.21	2.61	2.30
2	BANK OF BARODA	2213	66	66	1.22	2.98	1.85
3	CANARA BANK	1281	38	134	3.81	10.46	10.03
4	CENTRAL BANK OF INDIA	3111	93	23	1.60	0.74	1.72
5	PUNJAB NATIONAL BANK	2445	73	7	1.30	0.29	1.78
6	UNION BANK OF INDIA	909	27	39	0.92	4.29	3.41
7	UCO BANK	1108	33	3	0.05	0.27	0.15
	OTHER BANKS						
8	BANK OF INDIA	1118	33	93	1.37	8.32	4.15
9	BANK OF MAHARASHTRA	645	19	9	0.51	1.40	2.68
10	INDIAN BANK	1149	34	0	0.00	0.00	0.00
11	INDIAN OVERSEAS BANK	67	2	0	0.00	0.00	0.00
12	PUNJAB AND SIND BANK	67	2	2	0.10	2.99	5.00
	Total Public Sector Bank	17326	516	460	13.09	2.65	2.54
	PRIVATE BANKS						
13	AXIS BANK	609	18	0	0.00	0.00	0.00
14	BANDHAN BANK	6381	191	4134	42.55	64.79	22.28
15	FEDERAL BANK	67	2	1	0.03	1.49	1.50
16	HDFC BANK	1045	31	0	0.00	0.00	0.00
17	ICICI BANK	1180	35	236	0.32	20.00	0.91
18	IDBI BANK	371	11	0	0.00	0.00	0.00
19	INDUSIND BANK	2478	74	0	0.00	0.00	0.00
20	J & K BANK	0	0	0	0.00	0.00	0.00
21	KARNATAKA BANK	0	0	0	0.00	0.00	0.00
22	KOTAK MAHINDRA BANK	2601	78	0	0.00	0.00	0.00
23	SOUTH INDIAN BANK	0	0	0	0.00	0.00	0.00
24	YES BANK	567	17	0	0.00	0.00	0.00
25	KARUR VYSYA BANK	0	0	0	0.00	0.00	0.00
26	IDFC FIRST BANK	802	24	2858	17.33	356.36	72.21
27	RBL BANK	2268	68	4891	28.42	215.65	41.79
	Total Private Sector Bank	18369	549	12120	88.65	65.98	16.15
	Total COMM. BANKS	35695	1065	12580	101.75	35.24	9.55
	CO-OPERATIVE BANKS						
28	STATE CO-OP. BANK	2444	73	0	0.00	0.00	0.00
	Total Cooperative Bank	2444	73	0	0.00	0.00	0.00
	REGIONAL RURAL BANKS						
29	DAKSHIN BIHAR GRAMIN BANK	7645	229	8	0.86	0.10	0.38
	Total Region Rural Bank	7645	229	8	0.86	0.10	0.38
	SMALL FINANCE BANK						
30	JANA SMALL FIN. BANK	1270	38	0	0.00	0.00	0.00
31	UJJIVAN SMALL FIN. BANK	372	11	0	0.00	0.00	0.00
32	UTKARSH SMALL FIN. BANK	5109	153	1016	6.10	19.89	3.99
33	ESAF SMALL FIN. BANK	509	15	1039	6.60	204.13	44.00
34	UNITY SMALL FINANCE BANK	906	27	0	0.00	0.00	0.00
	Total Small Financial Bank	8166	244	2055	12.70	25.17	5.20
	TOTAL FOR BIHAR	53950	1611	14643	115.30	27.14	7.16

STATE LEVEL BANKERS' COMMITTEE, BIHAR

CONVENOR : STATE BANK OF INDIA

DISTRICT WISE PROGRESS UNDER FISHERIES FY 2025-26 AS ON 31.03.2026

No. in Actual and Amount in Crore

SR.NO.	NAME OF BANK	TARGET		DISBURSED		% ACHIEVEMENT	
		No.	Amt.	No.	Amt.	No.	Amt.
1	ARARIA	1109	33	285	2.77	25.70	8.39
2	ARWAL	270	8	34	0.19	12.59	2.38
3	AURANGABAD	1107	33	112	0.88	10.12	2.67
4	BANKA	906	27	176	1.84	19.43	6.81
5	BEGUSARAI	2042	61	1075	7.17	52.64	11.75
6	BHAGALPUR	1710	51	632	5.17	36.96	10.14
7	BHOJPUR	1442	43	171	1.90	11.86	4.42
8	BUXAR	805	24	46	0.91	5.71	3.79
9	DARBHANGA	1575	47	453	3.22	28.76	6.85
10	GAYA	2344	70	231	1.67	9.85	2.39
11	GOPALGANJ	1207	36	131	1.25	10.85	3.47
12	JAMUI	639	19	50	0.49	7.82	2.58
13	JEHANABAD	404	12	12	0.09	2.97	0.75
14	KAIMUR (BHABUA)	637	19	25	0.48	3.92	2.53
15	KATIHAR	1272	38	927	6.52	72.88	17.16
16	KHAGARIA	571	17	360	3.61	63.05	21.24
17	KISHANGANJ	669	20	189	2.01	28.25	10.05
18	LAKHISARAI	504	15	72	0.67	14.29	4.47
19	MADHEPURA	602	18	186	1.18	30.90	6.56
20	MADHUBANI	1473	44	283	3.69	19.21	8.39
21	MUNGER	776	23	153	1.01	19.72	4.39
22	MUZAFFARPUR	3443	103	1142	7.35	33.17	7.14
23	NALANDA	1343	40	344	3.66	25.61	9.15
24	NAWADA	905	27	235	2.40	25.97	8.89
25	PASHCHIM CHAMPARAN	1640	49	300	2.01	18.29	4.10
26	PATNA	9345	280	3682	24.57	39.40	8.78
27	PURBI CHAMPARAN	2242	67	330	2.78	14.72	4.15
28	PURNIA	1440	43	526	4.06	36.53	9.44
29	ROHTAS	1407	42	267	2.57	18.98	6.12
30	SAHARSA	437	13	273	1.98	62.47	15.23
31	SAMASTIPUR	1875	56	429	3.69	22.88	6.59
32	SARAN	1707	51	507	4.46	29.70	8.75
33	SHEIKHPURA	236	7	34	0.77	14.41	11.00
34	SHEOHAR	202	6	65	0.56	32.18	9.33
35	SITAMARHI	872	26	159	1.29	18.23	4.96
36	SIWAN	2245	67	415	3.42	18.49	5.10
37	SUPAUL	604	18	74	0.75	12.25	4.17
38	VAISHALI	1943	58	258	2.27	13.28	3.91
TOTAL		53950	1611	14643	115.30	27.14	7.16

STATE LEVEL BANKERS' COMMITTEE BIHAR							
(CONVENOR : STATE BANK OF INDIA)							
BANK WISE PROGRESS UNDER AGRI TERM LOAN FY 2025-26 AS ON 31.03.2026							
No. in Actual and Amount in Crore							
SL.NO.	NAME OF BANK	TARGET		DISBURSED		% ACHIEVEMENT	
		NO.	AMT	NO.	AMT	NO.	AMT
LEAD BANKS							
1	STATE BANK OF INDIA	351890	4891	111246	1464.61	31.61	29.95
2	BANK OF BARODA	121388	1687	43117	999.46	35.52	59.24
3	CANARA BANK	119733	1664	3685	76.53	3.08	4.60
4	CENTRAL BANK OF INDIA	127932	1778	2701	95.17	2.11	5.35
5	PUNJAB NATIONAL BANK	261888	3640	13339	609.42	5.09	16.74
6	UNION BANK OF INDIA	75558	1050	22204	482.07	29.39	45.91
7	UCO BANK	95775	1331	1586	32.46	1.66	2.44
OTHER BANKS							
8	BANK OF INDIA	120741	1678	38803	1097.85	32.14	65.43
9	BANK OF MAHARASHTRA	18935	263	3942	39.01	20.82	14.83
10	INDIAN BANK	118222	1643	9727	158.22	8.23	9.63
11	INDIAN OVERSEAS BANK	21310	296	913	44.72	4.28	15.11
12	PUNJAB AND SIND BANK	3312	46	304	23.03	9.18	50.07
Total Public Sector Bank		1436684	19967	251567	5122.56	17.51	25.66
PRIVATE BANKS							
13	AXIS BANK	62683	871	137318	782.38	219.07	89.83
14	BANDHAN BANK	158797	2207	324526	3088.5	204.37	139.94
15	FEDERAL BANK	5471	76	0	0	0.00	0.00
16	HDFC BANK	85847	1193	203982	1749.41	237.61	146.64
17	ICICI BANK	42107	585	34471	694.39	81.87	118.70
18	IDBI BANK	25123	349	31731	254.27	126.30	72.86
19	INDUSIND BANK	285405	3967	317372	1521.31	111.20	38.35
20	J & K BANK	216	3	1	0.01	0.46	0.33
21	KARNATAKA BANK	216	3	0	0	0.00	0.00
22	KOTAK MAHINDRA BANK	32956	458	97714	797.67	296.50	174.16
23	SOUTH INDIAN BANK	360	5	0	0	0.00	0.00
24	YES BANK	8491	118	35354	197.77	416.37	167.60
25	KARUR VYSA BANK	216	3	0	0	0.00	0.00
26	IDFC FIRST BANK	11875	165	47994	301.1	404.16	182.48
27	RBL BANK	52304	727	336563	2062.66	643.47	283.72
Total Private Sector Bank		772067	10730	1567026	11449.47	202.97	106.71
Total COMM. BANKS		2208751	30697	1818593	16572.03	82.34	53.99
CO-OPERATIVE BANKS							
28	STATE CO-OP. BANK	387357	5384	1373	425.36	0.35	7.90
Total Cooperative Bank		387357	5384	1373	425.36	0.35	7.90
REGIONAL RURAL BANKS							
29	BIHAR GRAMIN BANK	856567	11906	43593	345.42	5.09	2.90
Total Region Rural Bank		856567	11906	43593	345.42	5.09	2.90
SMALL FINANCE BANK							
30	JANA SMALL FIN. BANK	13531	188	44997	293.52	332.55	156.13
31	UJJIVAN SMALL FIN. BANK	22601	314	166979	1249.94	738.81	398.07
32	UTKARSH SMALL FIN. BANK	127858	1777	295258	2056.04	230.93	115.70
33	ESAF SMALL FIN. BANK	6912	96	12659	235.03	183.15	244.82
34	UNITY SMALL FINANCE BANK	14611	203	24404	175.24	167.02	86.33
Total Small Financial Bank		185513	2578	544297	4009.77	293.40	155.54
TOTAL FOR BIHAR		3638188	50565	2407856	21352.58	66.18	42.23

STATE LEVEL BANKERS' COMMITTEE BIHAR							
(CONVENOR : STATE BANK OF INDIA)							
DISTRICT WISE PROGRESS UNDER AGRI TERM LOAN FY 2025-26 AS ON 31.03.2026							
No. in Actual and Amount in Crore							
SL.NO.	NAME OF BANK	TARGET		DISBURSED		% ACHIEVEMENT	
		NO.	AMT	NO.	AMT	NO.	AMT
1	ARARIA	74902	1041	57716	742.65	77.06	71.34
2	ARWAL	28283	393	6548	70.26	23.15	17.88
3	AURANGABAD	146198	2032	31263	308.23	21.38	15.17
4	BANKA	56774	789	21713	204.37	38.24	25.90
5	BEGUSARAI	123252	1713	109073	1046.55	88.50	61.09
6	BHAGALPUR	133897	1861	59944	665.34	44.77	35.75
7	BHOJPUR	123320	1714	48080	380.61	38.99	22.21
8	BUXAR	75407	1048	29498	250.28	39.12	23.88
9	DARBHANGA	120517	1675	70211	598.54	58.26	35.73
10	GAYA	155698	2164	160463	1136.45	103.06	52.52
11	GOPALGANJ	143173	1990	40373	366.59	28.20	18.42
12	JAMUI	50801	706	18573	177.72	36.56	25.17
13	JEHANABAD	41376	575	10981	163.87	26.54	28.50
14	KAIMUR (BHABUA)	91448	1271	20620	221.02	22.55	17.39
15	KATIHAR	80156	1114	66052	670.89	82.40	60.22
16	KHAGARIA	63175	878	25424	398.93	40.24	45.44
17	KISHANGANJ	45262	629	52623	612.22	116.26	97.33
18	LAKHISARAI	44471	618	13694	164.26	30.79	26.58
19	MADHEPURA	51521	716	40651	320.03	78.90	44.70
20	MADHUBANI	102600	1426	45011	389.78	43.87	27.33
21	MUNGER	53535	744	14905	152.28	27.84	20.47
22	MUZAFFARPUR	204546	2843	173933	1401.23	85.03	49.29
23	NALANDA	114976	1598	30370	391.89	26.41	24.52
24	NAWADA	63391	881	23850	280.76	37.62	31.87
25	PASHCHIM CHAMPARAN	96775	1345	62833	607.64	64.93	45.18
26	PATNA	247281	3437	402812	3119.31	162.90	90.76
27	PURBI CHAMPARAN	145767	2026	89169	752.93	61.17	37.16
28	PURNIA	80516	1119	57398	762.06	71.29	68.10
29	ROHTAS	106271	1477	33387	355.50	31.42	24.07
30	SAHARSA	59074	821	25490	254.73	43.15	31.03
31	SAMASTIPUR	135408	1882	76696	787.41	56.64	41.84
32	SARAN	126920	1764	86043	723.02	67.79	40.99
33	SHEIKHPURA	24399	339	9497	128.33	38.92	37.86
34	SHEOHAR	19504	271	9592	109.65	49.18	40.46
35	SITAMARHI	70728	983	33962	364.67	48.02	37.10
36	SIWAN	125908	1750	134941	869.95	107.17	49.71
37	SUPAUL	59146	822	18279	204.30	30.90	24.85
38	VAISHALI	151812	2110	196188	1198.33	129.23	56.79
TOTAL		3638188	50565	2407856	21352.58	66.18	42.23

STATE LEVEL BANKERS' COMMITTEE BIHAR							
(CONVENOR : STATE BANK OF INDIA)							
BANK WISE PROGRESS UNDER CROP LOAN FY 2025-26 AS ON 31.03.2026							
No. in Actual and Amount in Crore							
SL.NO.	NAME OF BANK	TARGET		DISBURSED		% ACHIEVEMENT	
		NO.	AMT	NO.	AMT	NO.	AMT
LEAD BANKS							
1	STATE BANK OF INDIA	299942	4049	129525	1275.58	43.18	31.50
2	BANK OF BARODA	96313	1300	45822	926.71	47.58	71.29
3	CANARA BANK	100983	1363	29780	654.73	29.49	48.04
4	CENTRAL BANK OF INDIA	118761	1603	119245	3938.33	100.41	245.68
5	PUNJAB NATIONAL BANK	207944	2807	37453	1697.39	18.01	60.47
6	UNION BANK OF INDIA	53352	720	40895	476.55	76.65	66.19
7	UCO BANK	73650	994	33244	725.54	45.14	72.99
OTHER BANKS							
8	BANK OF INDIA	101276	1367	19745	143.48	19.50	10.50
9	BANK OF MAHARASHTRA	16394	221	250	12.34	1.52	5.58
10	INDIAN BANK	93424	1261	18283	265.76	19.57	21.08
11	INDIAN OVERSEAS BANK	14905	201	1438	51.43	9.65	25.59
12	PUNJAB AND SIND BANK	3863	52	236	4.45	6.11	8.56
Total Public Sector Bank		1180807	15938	475916	10172.30	40.30	63.82
PRIVATE BANKS							
13	AXIS BANK	54092	730	6173	150.46	11.41	20.61
14	BANDHAN BANK	133053	1796	1	0.20	0.00	0.01
15	FEDERAL BANK	4078	55	1588	76.39	38.94	138.89
16	HDFC BANK	84166	1136	1245	48.83	1.48	4.30
17	ICICI BANK	30466	411	1092	79.14	3.58	19.26
18	IDBI BANK	20320	274	16142	144.28	79.44	52.66
19	INDUSIND BANK	199717	2696	0	0.00	0.00	0.00
20	J & K BANK	0	0	0	0.00	0.00	0.00
21	KARNATAKA BANK	0	0	1	0.05	0.00	0.00
22	KOTAK MAHINDRA BANK	25711	347	0	0.00	0.00	0.00
23	SOUTH INDIAN BANK	75	1	0	0.00	0.00	0.00
24	YES BANK	3038	41	0	0.00	0.00	0.00
25	KARUR VYSYA BANK	0	0	0	0.00	0.00	0.00
26	IDFC FIRST BANK	4299	58	0	0.00	0.00	0.00
27	RBL BANK	28744	388	0	0.00	0.00	0.00
Total Private Sector Bank		587759	7933	26242	499.35	4.46	6.29
Total COMM. BANKS		1768566	23871	502158	10671.65	28.39	44.71
CO-OPERATIVE BANKS							
28	STATE CO-OP. BANK	322836	4358	95667	2652.14	29.63	60.86
Total Cooperative Bank		322836	4358	95667	2652.14	29.63	60.86
REGIONAL RURAL BANKS							
29	BIHAR GRAMIN BANK	750460	10131	1060107	20010.25	141.26	197.52
Total Region Rural Bank		750460	10131	1060107	20010.25	141.26	197.52
SMALL FINANCE BANK							
30	JANA SMALL FIN. BANK	9562	129	0	0.00	0.00	0.00
31	UJJIVAN SMALL FIN. BANK	19495	263	127	0.92	0.65	0.35
32	UTKARSH SMALL FIN. BANK	110017	1485	0	0.00	0.00	0.00
33	ESAF SMALL FIN. BANK	6008	81	0	0.00	0.00	0.00
34	UNITY SMALL FINANCE BANK	12376	167	0	0.00	0.00	0.00
Total Small Financial Bank		157458	2125	127	0.92	0.08	0.04
TOTAL FOR BIHAR		2999320	40485	1658059	33334.96	55.28	82.34

STATE LEVEL BANKERS' COMMITTEE BIHAR							
(CONVENOR : STATE BANK OF INDIA)							
DISTRICT WISE PROGRESS UNDER CROP LOAN FY 2025-26 AS ON 31.03.2026							
No. in Actual and Amount in Crore							
SL.NO.	NAME OF BANK	TARGET		DISBURSED		% ACHIEVEMENT	
		NO.	AMT	NO.	AMT	NO.	AMT
1	ARARIA	59123	798	29976	705.94	50.70	88.46
2	ARWAL	20160	272	16492	531.95	81.81	195.57
3	AURANGABAD	118379	1598	59681	1088.51	50.42	68.12
4	BANKA	46232	624	28642	450.87	61.95	72.25
5	BEGUSARAI	88159	1190	78894	1122.80	89.49	94.35
6	BHAGALPUR	106013	1431	42629	710.91	40.21	49.68
7	BHOJPUR	101642	1372	53422	886.23	52.56	64.59
8	BUXAR	59419	802	33017	573.81	55.57	71.55
9	DARBHANGA	97125	1311	42242	914.69	43.49	69.77
10	GAYA	119124	1608	76220	1555.32	63.98	96.72
11	GOPALGANJ	116011	1566	40642	931.29	35.03	59.47
12	JAMUI	39638	535	40069	435.25	101.09	81.36
13	JEHANABAD	30974	418	20921	375.34	67.54	89.79
14	KAIMUR (BHABUA)	72529	979	32785	947.75	45.20	96.81
15	KATIHAR	62160	839	48979	1066.17	78.80	127.08
16	KHAGARIA	49937	674	34654	407.40	69.40	60.45
17	KISHANGANJ	34381	464	22527	618.54	65.52	133.31
18	LAKHISARAI	34750	469	20160	360.26	58.01	76.81
19	MADHEPURA	40009	540	21390	440.98	53.46	81.66
20	MADHUBANI	82308	1111	59593	1265.99	72.40	113.95
21	MUNGER	42454	573	21047	263.77	49.58	46.03
22	MUZAFFARPUR	159051	2147	70019	1298.24	44.02	60.47
23	NALANDA	76903	1038	67827	940.82	88.20	90.64
24	NAWADA	47494	641	56344	629.55	118.63	98.21
25	PASHCHIM CHAMPARAN	77343	1044	63904	1345.70	82.62	128.90
26	PATNA	195795	2643	46541	2609.55	23.77	98.73
27	PURBI CHAMPARAN	116902	1578	84051	1770.40	71.90	112.19
28	PURNIA	64307	868	45719	919.86	71.09	105.97
29	ROHTAS	85195	1150	66375	1085.91	77.91	94.43
30	SAHARSA	46010	621	18939	357.08	41.16	57.50
31	SAMASTIPUR	112677	1521	103279	1610.16	91.66	105.86
32	SARAN	98382	1328	37694	978.55	38.31	73.69
33	SHEIKHPURA	18972	256	13887	221.01	73.20	86.33
34	SHEOHAR	14900	201	7904	141.27	53.05	70.28
35	SITAMARHI	56531	763	35281	706.70	62.41	92.62
36	SIWAN	95567	1290	37642	1008.64	39.39	78.19
37	SUPAUL	43863	592	29552	591.08	67.37	99.84
38	VAISHALI	268901	3630	49119	1466.66	18.27	40.40
TOTAL		2999320	40485	1658059	33334.96	55.28	82.34

STATE LEVEL BANKERS' COMMITTEE BIHAR							
(CONVENOR : STATE BANK OF INDIA)							
BANK WISE PROGRESS UNDER AGRI INFRASTRUCTURE FY 2025-26 AS ON 31.03.2026							
No. in Actual and Amount in Crore							
SL.NO.	NAME OF BANK	TARGET		DISBURSED		% ACHIEVEMENT	
		NO.	AMT	NO.	AMT	NO.	AMT
	LEAD BANKS						
1	STATE BANK OF INDIA	388	97	51	21.11	13.14	21.76
2	BANK OF BARODA	132	33	729	50.28	552.27	152.36
3	CANARA BANK	132	33	78	43.93	59.09	133.12
4	CENTRAL BANK OF INDIA	144	36	69	41.42	47.92	115.06
5	PUNJAB NATIONAL BANK	284	71	341	173.58	120.07	244.48
6	UNION BANK OF INDIA	76	19	49	20.49	64.47	107.84
7	UCO BANK	104	26	36	28.15	34.62	108.27
	OTHER BANKS						
8	BANK OF INDIA	136	34	40	16.24	29.41	47.76
9	BANK OF MAHARASHTRA	20	5	42	6.09	210.00	121.80
10	INDIAN BANK	128	32	610	41.21	476.56	128.78
11	INDIAN OVERSEAS BANK	20	5	73	3.26	365.00	65.20
12	PUNJAB AND SIND BANK	4	1	5	2.44	125.00	244.00
	Total Public Sector Bank	1568	392	2123	448.20	135.40	114.34
	PRIVATE BANKS						
13	AXIS BANK	72	18	7	1.70	9.72	9.44
14	BANDHAN BANK	172	43	0	0.00	0.00	0.00
15	FEDERAL BANK	4	1	0	0.00	0.00	0.00
16	HDFC BANK	100	25	61	38.13	61.00	152.52
17	ICICI BANK	44	11	0	0.00	0.00	0.00
18	IDBI BANK	28	7	12	4.02	42.86	57.43
19	INDUSIND BANK	296	74	0	0.00	0.00	0.00
20	J & K BANK	0	0	0	0.00	0.00	0.00
21	KARNATAKA BANK	0	0	0	0.00	0.00	0.00
22	KOTAK MAHINDRA BANK	36	9	2	0.09	5.56	1.00
23	SOUTH INDIAN BANK	0	0	0	0.00	0.00	0.00
24	YES BANK	8	2	0	0.00	0.00	0.00
25	KARUR VYSYA BANK	0	0	0	0.00	0.00	0.00
26	IDFC FIRST BANK	8	2	0	0.00	0.00	0.00
27	RBL BANK	48	12	0	0.00	0.00	0.00
	Total Private Sector Bank	816	204	82	43.94	10.05	21.54
	Total COMM. BANKS	2384	596	2205	492.14	92.49	82.57
	CO-OPERATIVE BANKS						
28	STATE CO-OP. BANK	428	107	128	2.99	29.91	2.79
	Total Cooperative Bank	428	107	128	2.99	29.91	2.79
	REGIONAL RURAL BANKS						
29	BIHAR GRAMIN BANK	988	247	25	2.19	2.53	0.89
	Total Region Rural Bank	988	247	25	2.19	2.53	0.89
	SMALL FINANCE BANK						
30	JANA SMALL FIN. BANK	12	3	0	0.00	0.00	0.00
31	UJJIVAN SMALL FIN. BANK	24	6	0	0.00	0.00	0.00
32	UTKARSH SMALL FIN. BANK	140	35	0	0.00	0.00	0.00
33	ESAF SMALL FIN. BANK	8	2	0	0.00	0.00	0.00
34	UNITY SMALL FINANCE BANK	16	4	0	0.00	0.00	0.00
	Total Small Financial Bank	200	50	0	0.00	0.00	0.00
	TOTAL FOR BIHAR	4000	1000	2358	497.33	58.95	49.73

STATE LEVEL BANKERS' COMMITTEE BIHAR							
(CONVENOR : STATE BANK OF INDIA)							
DISTRICT WISE PROGRESS UNDER AGRI INFRASTRUCTURE FY 2025-26 AS ON 31.03.2026							
No. in Actual and Amount in Crore							
SL.NO.	NAME OF BANK	TARGET		DISBURSED		% ACHIEVEMENT	
		NO.	AMT	NO.	AMT	NO.	AMT
1	ARARIA	60	15	53	27.29	88.33	181.93
2	ARWAL	16	4	14	0.72	87.50	18.00
3	AURANGABAD	96	24	40	6.51	41.67	27.13
4	BANKA	60	15	30	18.22	50.00	121.47
5	BEGUSARAI	128	32	40	28.89	31.25	90.28
6	BHAGALPUR	132	33	61	26.26	46.21	79.58
7	BHOJPUR	128	32	66	13.07	51.56	40.84
8	BUXAR	72	18	67	8.09	93.06	44.94
9	DARBHANGA	116	29	118	10.42	101.72	35.93
10	GAYA	156	39	75	13.19	48.08	33.82
11	GOPALGANJ	96	24	19	3.76	19.79	15.67
12	JAMUI	60	15	13	0.89	21.67	5.93
13	JEHANABAD	40	10	16	2.99	40.00	29.90
14	KAIMUR (BHABUA)	52	13	25	7.47	48.08	57.46
15	KATIHAR	80	20	48	15.95	60.00	79.75
16	KHAGARIA	48	12	39	5.66	81.25	47.17
17	KISHANGANJ	40	10	23	11.47	57.50	114.70
18	LAKHISARAI	40	10	15	2.54	37.50	25.40
19	MADHEPURA	36	9	19	5.58	52.78	62.00
20	MADHUBANI	136	34	28	7.43	20.59	21.85
21	MUNGER	60	15	33	3.40	55.00	22.67
22	MUZAFFARPUR	192	48	146	22.64	76.04	47.17
23	NALANDA	124	31	43	11.58	34.68	37.35
24	NAWADA	76	19	14	13.18	18.42	69.37
25	PASHCHIM CHAMPARAN	108	27	38	4.47	35.19	16.56
26	PATNA	788	197	515	66.14	65.36	33.57
27	PURBI CHAMPARAN	144	36	24	7.01	16.67	19.47
28	PURNIA	104	26	104	57.85	100.00	222.50
29	ROHTAS	124	31	77	12.04	62.10	38.84
30	SAHARSA	36	9	13	3.15	36.11	35.00
31	SAMASTIPUR	128	32	75	52.86	58.59	165.19
32	SARAN	104	26	38	2.67	36.54	10.27
33	SHEIKHPURA	20	5	8	1.36	40.00	27.20
34	SHEOHAR	16	4	11	0.09	68.75	2.25
35	SITAMARHI	84	21	159	8.09	189.29	38.52
36	SIWAN	140	35	147	5.49	105.00	15.69
37	SUPAUL	40	10	16	2.31	40.00	23.10
38	VAISHALI	120	30	88	6.58	73.33	21.93
TOTAL		4000	1000	2358	497.33	58.95	49.73

STATE LEVEL BANKERS' COMMITTEE BIHAR							
(CONVENOR : STATE BANK OF INDIA)							
BANK WISE PROGRESS UNDER AGRI ANCILLARY ACTIVITIES FY 2025-26 AS ON 31.03.2026							
No. in Actual and Amount in Crore							
SL.NO.	NAME OF BANK	TARGET		DISBURSED		% ACHIEVEMENT	
		NO.	AMT	NO.	AMT	NO.	AMT
	LEAD BANKS						
1	STATE BANK OF INDIA	14406	2015	124587	3074.58	864.83	152.58
2	BANK OF BARODA	4609	643	5447	582.89	118.18	90.65
3	CANARA BANK	4769	665	3357	185.50	70.39	27.89
4	CENTRAL BANK OF INDIA	4560	636	1192	169.13	26.14	26.59
5	PUNJAB NATIONAL BANK	9994	1397	3003	2779.90	30.05	198.99
6	UNION BANK OF INDIA	2544	354	1706	279.57	67.06	78.97
7	UCO BANK	3678	512	259	51.66	7.04	10.09
	OTHER BANKS						
8	BANK OF INDIA	4922	687	37096	1319.93	753.68	192.13
9	BANK OF MAHARASHTRA	816	111	2220	136.70	272.06	123.15
10	INDIAN BANK	4407	615	917	649.58	20.81	105.62
11	INDIAN OVERSEAS BANK	717	98	1209	370.67	168.62	378.23
12	PUNJAB AND SIND BANK	134	17	211	24.01	157.46	141.24
	Total Public Sector Bank	55556	7750	181204	9624.13	326.16	124.18
	PRIVATE BANKS						
13	AXIS BANK	2456	341	463	890.34	18.85	261.10
14	BANDHAN BANK	5245	732	11203	137.16	213.59	18.74
15	FEDERAL BANK	204	28	33	9.83	16.18	35.11
16	HDFC BANK	3390	472	1422	1026.63	41.95	217.51
17	ICICI BANK	1440	199	282	332.90	19.58	167.29
18	IDBI BANK	980	134	256	44.47	26.12	33.19
19	INDUSIND BANK	10945	1531	0	0.00	0.00	0.00
20	J & K BANK	0	0	0	0.00	0.00	0.00
21	KARNATAKA BANK	0	0	1	0.25	0.00	0.00
22	KOTAK MAHINDRA BANK	1122	156	0	0.00	0.00	0.00
23	SOUTH INDIAN BANK	0	0	0	0.00	0.00	0.00
24	YES BANK	137	19	12	9.76	8.76	51.37
25	KARUR VYSYA BANK	0	0	0	0.00	0.00	0.00
26	IDFC FIRST BANK	217	30	0	0.00	0.00	0.00
27	RBL BANK	1179	165	282	16.67	23.92	10.10
	Total Private Sector Bank	27315	3807	13954	2468.01	51.09	64.83
	Total COMM. BANKS	82871	11557	195158	12092.14	235.50	104.63
	CO-OPERATIVE BANKS						
28	STATE CO-OP. BANK	14881	2081	54385	8762.68	365.47	421.08
	Total Cooperative Bank	14881	2081	54385	8762.68	365.47	421.08
	REGIONAL RURAL BANKS						
29	BIHAR GRAMIN BANK	38174	5342	15	0.34	0.04	0.01
	Total Region Rural Bank	38174	5342	15	0.34	0.04	0.01
	SMALL FINANCE BANK						
30	JANA SMALL FIN. BANK	442	61	0	0.00	0.00	0.00
31	UJJIVAN SMALL FIN. BANK	921	127	0	0.00	0.00	0.00
32	UTKARSH SMALL FIN. BANK	4695	655	0	0.00	0.00	0.00
33	ESAF SMALL FIN. BANK	301	41	0	0.00	0.00	0.00
34	UNITY SMALL FINANCE BANK	619	86	20495	153.85	3310.99	178.90
	Total Small Financial Bank	6978	970	20495	153.85	293.71	15.86
	TOTAL FOR BIHAR	142904	19950	270053	21009.00	188.98	105.31

STATE LEVEL BANKERS' COMMITTEE BIHAR							
(CONVENOR : STATE BANK OF INDIA)							
DISTRICT WISE PROGRESS UNDER AGRI ANCILLARY ACTIVITIES FY 2025-26 AS ON 31.03.2026							
No. in Actual and Amount in Crore							
SL.NO.	NAME OF BANK	TARGET		DISBURSED		% ACHIEVEMENT	
		NO.	AMT	NO.	AMT	NO.	AMT
1	ARARIA	2833	395	7261	305.13	256.30	77.25
2	ARWAL	1019	141	431	42.77	42.30	30.33
3	AURANGABAD	6165	862	1967	752.25	31.91	87.27
4	BANKA	2260	315	3145	337.04	139.16	107.00
5	BEGUSARAI	4559	637	4659	490.89	102.19	77.06
6	BHAGALPUR	5297	740	4830	329.72	91.18	44.56
7	BHOJPUR	4992	697	19219	624.96	385.00	89.66
8	BUXAR	2915	407	15942	372.00	546.90	91.40
9	DARBHANGA	4848	677	5761	455.52	118.83	67.29
10	GAYA	5663	791	7274	485.90	128.45	61.43
11	GOPALGANJ	5912	826	4386	133.22	74.19	16.13
12	JAMUI	1931	269	2178	174.35	112.79	64.81
13	JEHANABAD	1618	225	799	74.61	49.38	33.16
14	KAIMUR (BHABUA)	3701	517	1744	530.85	47.12	102.68
15	KATIHAR	2933	409	7558	442.56	257.69	108.21
16	KHAGARIA	2511	350	2827	176.27	112.58	50.36
17	KISHANGANJ	1623	226	4168	138.22	256.81	61.16
18	LAKHISARAI	1703	237	1254	136.95	73.63	57.78
19	MADHEPURA	1960	273	7622	285.89	388.88	104.72
20	MADHUBANI	3854	538	8183	438.11	212.32	81.43
21	MUNGER	2017	281	1029	122.52	51.02	43.60
22	MUZAFFARPUR	7204	1007	10504	884.37	145.81	87.82
23	NALANDA	4155	580	2001	488.96	48.16	84.30
24	NAWADA	2268	316	1381	235.37	60.89	74.48
25	PASHCHIM CHAMPARAN	3753	524	4208	352.39	112.12	67.25
26	PATNA	8144	1138	32156	7067.00	394.84	621.00
27	PURBI CHAMPARAN	5749	803	16368	935.53	284.71	116.50
28	PURNIA	3033	423	10522	728.52	346.92	172.23
29	ROHTAS	4088	571	2806	732.63	68.64	128.31
30	SAHARSA	2423	338	6932	244.99	286.09	72.48
31	SAMASTIPUR	5416	757	23086	594.86	426.26	78.58
32	SARAN	4847	677	11549	416.97	238.27	61.59
33	SHEIKHPURA	932	129	489	55.31	52.47	42.88
34	SHEOHAR	768	106	1718	91.93	223.70	86.73
35	SITAMARHI	2804	391	6587	356.41	234.91	91.15
36	SIWAN	4459	623	9392	365.26	210.63	58.63
37	SUPAUL	2259	315	8575	155.62	379.59	49.40
38	VAISHALI	10288	1439	9542	453.13	92.75	31.49
TOTAL		142904	19950	270053	21009.00	188.98	105.31

STATE LEVEL BANKERS' COMMITTEE, BIHAR

CONVENOR : STATE BANK OF INDIA

BANK WISE JLG FY 2025-26 AS ON 31.03.2026

No. in Actual and Amount in Rs.Crore

SR.	NAME OF BANK	Disbursement		Outstanding	
		No.	Amt.	No.	Amt.
	LEAD BANKS				
1	STATE BANK OF INDIA	145948	2814.87	172012	6455.99
2	BANK OF BARODA	0	0.00	15	0.22
3	CANARA BANK	5620	122.71	28428	352.91
4	CENTRAL BANK OF INDIA	345	0.22	1874	9.56
5	PUNJAB NATIONAL BANK	0	0.00	477	3.56
6	UNION BANK OF INDIA	10	0.02	44	0.67
7	UCO BANK	36	0.27	227	1.04
	OTHER BANKS				
8	BANK OF INDIA	80	0.63	2129	24.09
9	BANK OF MAHARASHTRA	22	0.53	22	0.45
10	INDIAN BANK	0	0.00	53	0.43
11	INDIAN OVERSEAS BANK	0	0.00	28	0.86
12	PUNJAB AND SIND BANK	0	0.00	0	0.00
	Total Public Sector Bank	152061	2939.24	205309	6849.79
	PRIVATE BANKS				
13	AXIS BANK	156524	850.71	328590	1004.19
14	BANDHAN BANK	0	0.00	0	0.00
15	FEDERAL BANK	0	0.00	0	0.00
16	HDFC BANK	175981	1259.05	248982	1617.02
17	ICICI BANK	0	0.00	2	0.00
18	IDBI BANK	0	0.00	1	0.03
19	INDUSIND BANK	56608	1355.58	155350	2159.82
20	J & K BANK	0	0.00	0	0.00
21	KARNATAKA BANK	0	0.00	0	0.00
22	KOTAK MAHINDRA BANK	19359	596.35	40809	572.06
23	SOUTH INDIAN BANK	0	0.00	0	0.00
24	YES BANK	2358	82.95	25296	250.16
25	KARUR VYSYA BANK	0	0.00	0	0.00
26	IDFC FIRST BANK	19801	126.49	97276	336.45
27	RBL BANK	27604	673.06	159377	2125.69
	Total Private Sector Bank	458235	4944.19	1055683	8065.43
	Total COMM. BANKS	610296	7883.43	1260992	14915.22
	CO-OPERATIVE BANKS				
28	STATE CO-OP. BANK	7642	33.03	12524	43.46
	Total Cooperative Bank	7642	33.03	12524	43.46
	REGIONAL RURAL BANKS				
29	BIHAR GRAMIN BANK	5620	8.49	210422	1545.57
	Total Region Rural Bank	5620	8.49	210422	1545.57
	SMALL FINANCE BANK				
30	JANA SMALL FIN. BANK	642	12.28	19911	97.58
31	UJJIVAN SMALL FIN. BANK	0	0.00	1750	1.58
32	UTKARSH SMALL FIN. BANK	351826	2286.28	734681	2811.17
33	ESAF SMALL FIN. BANK	3406	100.88	15986	311.05
34	UNITY SMALL FINANCE BANK	7	0.04	69412	123.93
	Total Small Financial Bank	355881	2399.48	841740	3345.31
	TOTAL FOR BIHAR	979439	10324.44	2325678	19849.57

STATE LEVEL BANKERS' COMMITTEE, BIHAR					
CONVENOR : STATE BANK OF INDIA					
DISTRICT WISE JLG FY 2025-26 AS ON 31.03.2026					
No. in Actual and Amount in Rs.Crore					
SR.	Name of District	Disbursement		Outstanding	
		No.	Amt.	No.	Amt.
1	ARARIA	29632	275.78	65345	563.30
2	ARWAL	3494	19.89	7066	26.77
3	AURANGABAD	22263	206.19	39389	232.94
4	BANKA	11484	110.28	34694	230.51
5	BEGUSARAI	26511	344.39	62574	531.11
6	BHAGALPUR	23323	218.03	47634	350.00
7	BHOJPUR	14971	116.26	30065	186.06
8	BUXAR	14399	101.94	25106	135.78
9	DARBHANGA	33816	424.78	90566	720.92
10	GAYA	40020	342.53	74213	485.79
11	GOPALGANJ	26719	282.30	61984	479.23
12	JAMUI	15918	145.75	30078	231.08
13	JEHANABAD	2529	25.37	5089	36.03
14	KAIMUR (BHABUA)	18183	137.47	31203	189.53
15	KATI HAR	27642	392.74	68458	756.23
16	KHAGARIA	13750	177.43	34617	328.52
17	KISHANGANJ	18665	188.95	36880	400.10
18	LAKHISARAI	8334	77.56	17921	109.75
19	MADHEPURA	18998	219.26	55044	598.64
20	MADHUBANI	35768	365.89	92226	747.01
21	MUNGER	10945	97.00	22335	143.98
22	MUZAFFARPUR	58455	642.49	151154	1355.13
23	NALANDA	17025	159.47	37136	213.75
24	NAWADA	15620	134.22	30552	168.57
25	PASHCHIM CHAMPARAN	47138	397.95	106294	687.39
26	PATNA	76496	1196.82	301915	2906.59
27	PURBI CHAMPARAN	62023	680.32	132853	1338.36
28	PURNIA	28371	260.16	69512	783.99
29	ROHTAS	26754	206.98	52364	313.09
30	SAHARSA	15260	179.34	35301	534.01
31	SAMASTIPUR	41003	417.91	88359	718.77
32	SARAN	56129	547.45	111934	887.59
33	SHEIKHPURA	5207	36.03	11761	47.94
34	SHEOHAR	5542	58.46	12283	108.60
35	SITAMARHI	24109	246.37	51462	462.27
36	SIWAN	30923	343.77	78894	684.92
37	SUPAUL	13845	153.55	33056	472.34
38	VAISHALI	38175	393.35	88361	682.97
	Total	979439	10324.44	2325678	19849.57

STATE LEVEL BANKERS' COMMITTEE, BIHAR

CONVENOR : STATE BANK OF INDIA

BANK WISE TOTAL ACP - Other Disbursement FY 2025-26 AS ON 31.03.2026

No. in Actual and Amount in Rs.Crore

Sr. No.	Name of Bank	Other Priority Sector											
		Education (PS)		Housing (PS)		Social Infrastructure		Renewable Energy		Other Priority		Total Other Priority	
		A/c	Amt	A/c	Amt	A/c	Amt	A/c	Amt	A/c	Amt	A/c	Amt
LEAD BANKS													
1	STATE BANK OF INDIA	6502	159.22	7085	664.41	11	4.97	4353	81.77	0	0.00	17951	910.37
2	BANK OF BARODA	1326	31.89	402	39.14	8	0.43	2	0.24	466	8.62	2204	80.33
3	CANARA BANK	2299	49.88	1120	105.44	0	0.00	673	12.12	8	0.18	4100	167.63
4	CENTRAL BANK OF INDIA	1132	31.82	1241	249.13	3	0.89	0	0.00	10	0.33	2386	282.18
5	PUNJAB NATIONAL BANK	2262	49.94	2026	270.08	0	0.00	1659	29.24	109	1.11	6056	350.35
6	UNION BANK OF INDIA	1305	29.87	417	29.57	17	0.74	0	0.00	70668	4.24	72407	64.41
7	UCO BANK	388	6.04	486	49.30	1	32.22	2	0.05	18268	880.85	19145	948.46
OTHER BANKS													
8	BANK OF INDIA	859	16.38	983	131.10	0	0.00	0	0.00	24	2.52	1866	150
9	BANK OF MAHARASHTRA	533	5.24	1209	38.30	0	0.00	1	0.00	761	33.13	2504	76.88
10	INDIAN BANK	293	6.72	319	43.83	0	0.00	232	4.42	0	0.00	844	54.77
11	INDIAN OVERSEAS BANK	129	1.64	297	41.90	0	0.00	77	1.53	66	0.44	569	45.5
12	PUNJAB AND SIND BANK	71	3.46	391	42.75	2	0.06	0	0.00	21	1.11	485	47.38
Total Public Sector Bank		17099	392.12	15976	1704.72	42	39.32	6999	129.37	90401	912.53	130517	3178.06
PRIVATE BANKS													
13	AXIS BANK	86	4.27	24	2.68	0	0.00	0	0.00	20505	109.33	20615	116.27
14	BANDHAN BANK	0	0.00	168	9.98	0	0.00	0	0.00	84014	531.54	84182	541.51
15	FEDERAL BANK	0	0.00	1	0.11	0	0.00	1	0.20	0	0.00	2	0.31
16	HDFC BANK	63	0.77	3414	75.53	1	0.19	0	0.00	4038	25.46	7516	101.94
17	ICICI BANK	35	5.70	75	18.86	0	0.00	0	0.00	7334	3.22	7448	27.78
18	IDBI BANK	137	3.33	236	34.33	29	1.56	3	0.09	0	0.00	407	39.32
19	INDUSIND BANK	0	0.00	0	0.00	22	0.03	0	0.00	2629	12.91	2651	12.94
20	J & K BANK	8	0.33	2	0.05	1	0.20	1	0.02	42	2.36	54	2.95
21	KARNATAKA BANK	2	0.02	7	0.50	0	0.00	0	0.00	0	0.00	9	0.52
22	KOTAK MAHINDRA BANK	0	0.00	0	0.00	0	0.00	0	0.00	33	0.16	33	0.16
23	SOUTH INDIAN BANK	0	0.00	0	0.00	0	0.00	0	0.00	2	0.27	2	0.27
24	YES BANK	1	0.03	0	0.00	0	0.00	0	0.00	5	0.03	6	0.06
25	KARUR VYSYA BANK	0	0.00	7	0.00	0	0.00	0	0.00	0	0.00	7	0
26	IDFC FIRST BANK	0	0.00	9	1.06	0	0.00	0	0.00	0	0.00	9	1.06
27	RBL BANK	0	0.00	0	0.00	0	0.00	0	0.00	979	5.66	979	5.66
Total Private Sector Bank		332	14.45	3947	143.11	53	1.99	7	0.31	119581	690.92	123920	850.77
Total COMM. BANKS		17431	406.57	19923	1847.83	95	41.31	7006	129.68	209982	1603.44	254437	4028.82
CO-OPERATIVE BANKS													
28	STATE CO-OP. BANK	2	0.08	56	7.22	0	0.00	0	0.00	6390	224.80	6448	232.11
Total Cooperative Bank		2	0.08	56	7.22	0	0.00	0	0.00	6390	224.80	6448	232.11
REGIONAL RURAL BANKS													
29	BIHAR GRAMIN BANK	1756	50.99	3835	304.78	0	0.00	117	3.74	3329	22.33	9037	381.84
Total Region Rural Bank		1756	50.99	3835	304.78	0	0.00	117	3.74	3329	22.33	9037	381.84
SMALL FINANCE BANK													
30	JANA SMALL FIN. BANK	0	0.00	100	8.21	0	0.00	0	0.00	8478	61.41	8578	69.62
31	UJJIVAN SMALL FIN. BANK	0	0.00	3071	52.99	0	0.00	0	0.00	38578	260.30	39649	313.29
32	UTKARSH SMALL FIN. BANK	0	0.00	632	6.28	25	0.14	0	0.00	57598	361.07	58255	367.49
33	ESAF SMALL FIN. BANK	0	0.00	0	0.00	0	0.00	0	0.00	28844	169.77	28844	169.77
34	UNITY SMALL FINANCE BANK	0	0.00	0	0.00	880	3.65	0	0.00	767	3.48	1647	7.13
Total Small Financial Bank		0	0.00	3803	67.48	905	3.79	0	0.00	132265	856.03	136973	927.3
TOTAL FOR BIHAR		19189	457.64	27617	2227.30	1000	45.10	7123	133.42	351966	2706.61	406895	5570.08

STATE LEVEL BANKERS' COMMITTEE, BIHAR

CONVENOR : STATE BANK OF INDIA

DISTRICT WISE ACP - Other Disbursement FY 2025-26 AS ON 31.03.2026

No. in Actual and Amount in Rs.Crore

Sr. No.	Name of District	Other Priority Sector											
		Education (PS)		Housing (PS)		Social Infrastructure		Renewable Energy		Other Priority		Total Other Priority	
		A/c	Amt	A/c	Amt	A/c	Amt	A/c	Amt	A/c	Amt	A/c	Amt
1	ARARIA	201	4.81	295	26.77	1	0.87	9	0.17	9716	66.72	10222	99.34
2	ARWAL	68	1.33	56	4.51	0	0.00	26	0.40	2037	9.28	2187	15.52
3	AURANGABAD	360	6.76	356	37.79	1	0.06	55	0.76	5464	29.84	6236	75.20
4	BANKA	149	2.83	248	11.90	17	0.08	62	1.11	8380	207.59	8856	223.50
5	BEGUSARAI	467	9.98	1083	59.26	6	0.47	195	3.77	12279	244.10	14030	317.58
6	BHAGALPUR	988	23.16	1136	96.14	3	0.14	325	6.04	21459	354.15	23911	479.64
7	BHOJPUR	436	7.89	814	72.95	0	0.00	188	4.03	6113	40.25	7551	125.12
8	BUJAR	235	4.65	308	28.51	0	0.00	43	0.75	3512	21.78	4098	55.69
9	DARBHANGA	801	18.93	825	73.88	18	1.13	126	2.26	6099	52.06	7869	148.26
10	GAYA	1454	49.51	1145	97.33	6	0.02	337	6.72	10134	61.78	13076	215.36
11	GOPALGANJ	350	8.71	998	37.34	1	0.01	34	0.56	2963	22.19	4346	68.80
12	JAMUI	97	1.69	135	15.35	1	0.00	37	0.64	3859	41.98	4129	59.66
13	JEHANABAD	199	3.64	276	20.55	2	0.06	37	0.62	1916	9.67	2430	34.55
14	KAIMUR (BHABUA)	128	2.31	229	14.94	0	0.00	49	1.14	4328	24.52	4734	42.92
15	KATI HAR	258	5.99	608	72.29	2	0.20	29	0.44	9783	49.70	10680	128.62
16	KHAGARIA	122	2.48	106	9.15	5	0.08	57	1.11	36613	34.73	36903	47.56
17	KISHANGANJ	153	3.47	429	19.93	0	0.00	16	0.33	6237	50.54	6835	74.27
18	LAKHISARAI	130	2.31	155	12.54	46	0.20	42	0.71	3041	29.58	3414	45.34
19	MADHEPURA	135	3.61	207	15.77	1	0.08	52	1.11	2936	20.49	3331	41.05
20	MADHUBANI	556	11.30	749	50.73	5	1.86	49	1.05	4793	29.08	6152	94.02
21	MUNGER	224	4.91	259	23.95	0	0.00	109	1.88	7559	91.34	8151	122.08
22	MUZAFFARPUR	1186	26.99	1703	142.24	3	0.06	488	8.82	21279	86.28	24659	264.39
23	NALANDA	327	7.10	480	41.79	0	0.00	334	6.17	7138	217.39	8279	272.45
24	NAWADA	191	3.88	372	32.63	3	0.02	189	3.55	4265	24.74	5020	64.82
25	PASHCHIM CHAMPARAN	459	10.66	677	51.04	0	0.00	207	3.61	3669	29.65	5012	94.96
26	PATNA	4830	126.09	6804	652.65	756	37.31	2402	45.07	44777	333.10	59569	1194.22
27	PURBI CHAMPARAN	645	14.21	694	43.42	80	0.72	237	4.60	8880	55.08	10536	118.03
28	PURNIA	488	11.20	1538	103.20	1	0.10	124	2.66	17034	83.75	19185	200.91
29	ROHTAS	391	7.87	569	45.23	1	0.01	113	2.03	6612	42.86	7686	98.00
30	SAHARSA	248	6.43	263	20.70	1	0.10	42	0.74	6945	53.94	7499	81.92
31	SAMASTIPUR	537	9.96	944	54.13	6	0.41	248	4.35	29844	78.87	31579	147.71
32	SARAN	611	13.26	605	60.53	10	0.57	168	3.51	11297	70.68	12691	148.56
33	SHEIKHPURA	94	1.82	74	6.64	3	0.27	21	0.40	1063	7.42	1255	16.55
34	SHEOHAR	78	2.00	142	4.46	0	0.00	5	0.09	250	2.95	475	9.50
35	SITAMARHI	398	8.75	388	31.10	0	0.00	328	6.40	2654	22.10	3768	68.34
36	SIWAN	460	10.32	528	42.19	17	0.07	47	0.78	7843	46.68	8895	100.04
37	SUPAUL	167	4.43	211	18.77	1	0.00	59	0.87	1614	11.78	2052	35.86
38	VAISHALI	568	12.42	1208	74.97	3	0.18	234	4.17	7581	47.99	9594	139.73
	Total	19189	457.64	27617	2227.30	1000	45.10	7123	133.42	351966	2706.61	406895	5570.08

STATE LEVEL BANKERS' COMMITTEE, BIHAR
CONVENOR : STATE BANK OF INDIA
BANK WISE Other Outstanding FY 2025-26 AS ON 31.03.2026

No. in Actual and Amount in Rs.Crore

Sr. No.	Name of Bank	Other Priority Sector											
		Education (PS)		Housing (PS)		Social Infrastructure		Renewable Energy		Other Priority		Total Other Priority	
		A/c	Amt	A/c	Amt	A/c	Amt	A/c	Amt	A/c	Amt	A/c	Amt
LEAD BANKS													
1	STATE BANK OF INDIA	16189	683.30	39501	5329.38	16	4.10	5154	89.67	0	0.00	60860	6106.45
2	BANK OF BARODA	3196	143.52	5864	767.43	17	0.92	10	0.33	531	8.35	9618	920.55
3	CANARA BANK	5628	221.21	8558	1149.59	0	0.00	766	10.93	48	0.14	15000	1381.87
4	CENTRAL BANK OF INDIA	5394	217.92	7051	751.45	3	0.42	0	0.00	1608	3.70	14056	973.50
5	PUNJAB NATIONAL BANK	11123	405.41	13284	1772.90	0	0.00	2304	34.67	5422	5.93	32133	2218.92
6	UNION BANK OF INDIA	3219	137.63	2730	280.63	27	1.39	0	0.00	735	0.11	6711	419.75
7	UCO BANK	1999	58.96	4366	421.11	0	0.00	17	0.08	44006	779.72	50389	1259.90
OTHER BANKS													
8	BANK OF INDIA	3512	123.84	7793	1006.54	0	0.00	0	0.00	61	16.21	11366	1146.40
9	BANK OF MAHARASHTRA	415	19.13	1209	205.30	0	0.00	89	1.63	0	0.00	1713	226.07
10	INDIAN BANK	1407	51.84	2792	342.28	2	0.03	300	5.00	0	0.00	4501	398.94
11	INDIAN OVERSEAS BANK	376	13.25	1706	226.04	0	0.00	45	0.88	37	11.55	2214	251.71
12	PUNJAB AND SIND BANK	84	3.76	393	46.45	3	0.01	7	0.12	236	1.22	723	51.56
	Total Public Sector Bank	52542	2079.37	95247	12299.11	68	6.88	8692	143.32	52734	826.93	209284	15355.62
PRIVATE BANKS													
13	AXIS BANK	831	24.29	593	61.39	0	0.00	0	0.00	80406	179.28	81830	264.95
14	BANDHAN BANK	0	0.00	1910	186.57	0	0.00	0	0.00	121971	309.03	123681	495.61
15	FEDERAL BANK	6	0.14	39	5.32	0	0.00	1	0.20	707	0.62	753	6.28
16	HDFC BANK	177	4.91	6783	653.91	5	21.84	0	0.00	3797	9.95	10762	690.61
17	ICICI BANK	776	44.18	1174	172.28	0	0.00	0	0.00	1649	5.86	3599	122.33
18	IDBI BANK	404	16.58	3054	378.85	11	0.35	6	0.07	0	0.00	3475	395.87
19	INDUSIND BANK	0	0.00	0	0.00	42	0.04	0	0.00	5810	17.33	5852	17.37
20	J & K BANK	19	0.90	10	1.27	4	0.22	1	0.02	93	2.74	127	5.14
21	KARNATAKA BANK	4	0.10	16	2.14	0	0.00	0	0.00	0	0.00	20	2.24
22	KOTAK MAHINDRA BANK	0	0.00	7	1.38	0	0.00	0	0.00	610	0.53	617	1.90
23	SOUTH INDIAN BANK	2	0.03	1	0.19	0	0.00	0	0.00	1	0.01	4	0.23
24	YES BANK	4	0.13	0	0.00	0	0.00	0	0.00	72	0.18	76	0.31
25	KARUR VYSYA BANK	0	0.00	3	0.19	0	0.00	0	0.00	0	0.00	3	0.19
26	IDFC FIRST BANK	0	0.00	191	16.48	0	0.00	0	0.00	0	0.00	191	16.48
27	RBL BANK	0	0.00	0	0.00	0	0.00	0	0.00	1746	5.76	1746	5.76
	Total Private Sector Bank	2223	91.28	13781	1479.96	62	22.45	8	0.29	216862	531.27	232936	2125.26
	Total COMM. BANKS	54765	2170.65	109028	13779.07	130	29.34	8700	143.61	269596	1358.20	442220	17480.88
CO-OPERATIVE BANKS													
28	STATE CO-OP. BANK	2	0.09	116	17.35	0	0.00	0	0.00	12089	119.81	12207	137.25
	Total Cooperative Bank	2	0.09	116	17.35	0	0.00	0	0.00	12089	119.81	12207	137.25
REGIONAL RURAL BANKS													
29	BIHAR GRAMIN BANK	4875	141.04	5991	609.82	0	0.00	109	1.90	9425	581.51	20400	1334.27
	Total Region Rural Bank	4875	141.04	5991	609.82	0	0.00	109	1.90	9425	581.51	20400	1334.27
SMALL FINANCE BANK													
30	JANA SMALL FIN. BANK	0	0.00	638	36.04	0	0.00	0	0.00	12985	67.95	13623	103.99
31	UJJIVAN SMALL FIN. BANK	0	0.00	4738	85.90	0	0.00	0	0.00	36246	157.77	40984	243.68
32	UTKARSH SMALL FIN. BANK	0	0.00	153	11.76	43	0.16	0	0.00	160855	553.48	161051	565.41
33	ESAF SMALL FIN. BANK	0	0.00	1	0.21	0	0.00	0	0.00	1490	2.10	1491	2.32
34	UNITY SMALL FINANCE BANK	0	0.00	0	0.00	14189	23.16	0	0.00	3064	6.45	17233	29.60
	Total Small Financial Bank	0	0.00	5530	133.92	14212	23.32	0	0.00	214640	787.76	234382	945.00
	TOTAL FOR BIHAR	59642	2311.77	120665	14540.17	14342	52.65	8809	145.50	505750	2847.28	709209	19897.40

STATE LEVEL BANKERS' COMMITTEE, BIHAR

CONVENOR : STATE BANK OF INDIA

DISTRICT WISE Other Outstanding FY 2025-26 AS ON 31.03.2026

No. in Actual and Amount in Rs.Crore

Sr. No.	Name of District	No. in Actual and Amount in Rs.Crore											
		Education (PS)		Housing (PS)		Social Infrastructure		Renewable Energy		Other Priority		Total Other Priority	
		A/c	Amt	A/c	Amt	A/c	Amt	A/c	Amt	A/c	Amt	A/c	Amt
1	ARARIA	728	23.97	1441	141.04	9	0.29	23	0.34	20478	68.54	22679	234.17
2	ARWAL	351	11.71	251	27.26	0	0.00	38	0.48	4038	12.91	4678	52.36
3	AURANGABAD	1465	48.29	1878	223.68	1	0.00	80	1.12	9602	43.80	13026	316.89
4	BANKA	569	18.65	920	90.09	56	0.13	75	1.16	15025	160.60	16645	270.62
5	BEGUSARAI	1742	63.25	3450	348.50	32	0.49	299	4.93	24527	240.19	30050	657.36
6	BHAGALPUR	2327	92.39	4987	564.05	2	0.34	410	6.54	25536	247.59	33263	910.91
7	BHOJPUR	1433	52.01	3174	402.78	3	15.85	230	4.20	11214	90.06	16054	564.91
8	BUXAR	767	28.52	1642	186.34	0	0.00	69	0.97	7140	46.12	9618	261.95
9	DARBHANGA	2440	85.54	3767	430.29	356	1.95	147	2.51	10646	66.45	17356	586.73
10	GAYA	4180	229.09	5606	669.56	16	0.03	402	6.94	18800	98.47	29004	1004.09
11	GOPALGANJ	829	26.85	2247	156.32	1	0.01	36	0.60	12016	57.86	15129	241.65
12	JAMUI	357	11.00	541	57.18	1	0.00	49	0.77	10009	41.09	10957	110.05
13	JEHANABAD	765	25.84	1066	113.59	2	0.03	52	0.72	2509	21.85	4394	162.04
14	KAIMUR (BHABUA)	538	18.73	882	103.06	1	0.03	67	1.17	9138	50.56	10626	173.54
15	KATIHAR	819	34.07	2596	320.57	1	0.10	37	0.47	11429	41.89	14882	397.10
16	KHAGARIA	528	17.19	586	60.69	10	0.21	69	1.24	4911	22.18	6104	101.51
17	KISHANGANJ	498	18.33	1320	121.41	0	0.00	21	0.34	9513	48.09	11352	188.17
18	LAKHISARAI	557	18.71	458	54.36	1495	2.57	48	0.77	5981	27.54	8539	103.95
19	MADHEPURA	500	15.84	913	95.13	358	0.82	63	1.24	6960	25.91	8794	138.94
20	MADHUBANI	2039	65.21	2464	285.00	3	1.67	63	1.08	12432	57.66	17001	410.63
21	MUNGER	735	25.60	1245	144.17	0	0.00	124	1.92	10431	84.31	12535	256.00
22	MUZAFFARPUR	3738	144.67	8770	979.38	3	0.06	582	9.55	28999	130.98	42092	1264.65
23	NALANDA	1581	50.50	2385	281.54	2	0.00	431	6.83	13572	63.99	17971	402.86
24	NAWADA	753	26.49	1985	228.84	3	0.01	216	3.46	10072	48.54	13029	307.34
25	PASHCHIM CHAMPARAN	1273	44.33	2131	253.83	3	0.25	243	3.94	15920	121.21	19570	423.56
26	PATNA	13406	609.12	36219	5191.53	9397	16.91	2945	48.70	60838	346.25	122805	6212.51
27	PURBI CHAMPARAN	1774	64.41	2779	303.96	1741	2.89	287	4.88	19032	65.41	25613	441.55
28	PURNIA	1489	52.93	5610	589.60	2	0.05	136	2.39	15687	76.10	22924	721.07
29	ROHTAS	1673	56.98	2818	301.06	3	0.01	153	2.49	15858	72.69	20505	433.23
30	SAHARSA	718	24.07	1146	126.74	0	0.00	56	0.97	3662	16.12	5582	167.90
31	SAMASTIPUR	2105	68.95	3501	379.54	385	6.33	292	4.50	14046	90.95	20329	550.27
32	SARAN	1525	51.93	2429	289.49	14	0.58	198	3.79	18634	68.75	22800	414.56
33	SHEIKHPURA	354	12.23	481	52.45	206	0.62	34	0.61	3922	11.53	4997	77.44
34	SHEOHAR	162	5.11	382	34.21	0	0.00	5	0.08	1341	4.24	1890	43.65
35	SITAMARHI	1157	42.43	1773	205.78	1	0.04	385	6.81	5054	34.44	8370	289.51
36	SIWAN	1365	45.35	2184	243.36	165	0.25	53	0.80	15298	55.22	19065	344.97
37	SUPAUL	645	20.62	1007	105.72	69	0.12	90	1.49	2971	17.50	4782	145.44
38	VAISHALI	1757	60.85	3631	378.05	1	0.00	301	4.71	18509	69.71	24199	513.33
	Total	59642	2311.77	120665	14540.17	14342	52.65	8809	145.50	505750	2847.28	709209	19897.40

STATE LEVEL BANKERS' COMMITTEE, BIHAR													
CONVENOR : STATE BANK OF INDIA													
BANK WISE Other NPA Outstanding FY 2025-26 AS ON 31.03.2026													
												No. in Actual and Amount in Rs.Crore	
Sr. No.	Name of Bank	Other Priority Sector											
		Education (PS)		Housing (PS)		Social Infrastructure		Renewable Energy		Other Priority		Total Other Priority	
		A/c	Amt	A/c	Amt	A/c	Amt	A/c	Amt	A/c	Amt	A/c	Amt
LEAD BANKS													
1	STATE BANK OF INDIA	435	11.25	138	11.32	1	0.00	9	0.15	0	0.00	583	22.72
2	BANK OF BARODA	321	9.45	177	14.35	2	0.14	4	0.08	0	0.00	504	24.02
3	CANARA BANK	735	23.37	136	11.28	0	0.00	0	0.00	15	0.09	886	34.74
4	CENTRAL BANK OF INDIA	2056	61.90	932	16.23	0	0.00	0	0.00	1599	2.74	4587	80.87
5	PUNJAB NATIONAL BANK	3382	124.07	333	25.35	0	0.00	12	0.19	3388	5.19	7115	154.80
6	UNION BANK OF INDIA	351	11.11	69	4.10	5	0.37	0	0.00	485	0.07	910	15.65
7	UCD BANK	563	18.31	249	8.31	0	0.00	8	0.03	20136	31.94	20956	54.79
OTHER BANKS													
8	BANK OF INDIA	430	14.86	175	11.64	0	0.00	0	0.00	4	0.09	609	26.80
9	BANK OF MAHARASHTRA	6	0.16	10	1.16	0	0.00	0	0.00	0	0.00	16	1.32
10	INDIAN BANK	159	4.95	24	1.56	2	0.03	0	0.00	0	0.00	175	6.54
11	INDIAN OVERSEAS BANK	8	0.21	11	1.51	0	0.00	0	0.00	0	0.00	19	1.71
12	PUNJAB AND SIND BANK	12	0.13	36	4.12	1	0.00	0	0.00	50	0.01	99	4.26
	Total Public Sector Bank	8458	277.98	2280	109.12	11	0.54	33	0.44	25677	40.13	36459	428.22
PRIVATE BANKS													
13	AXIS BANK	61	1.69	5	0.64	0	0.00	0	0.00	36825	66.93	36891	69.26
14	BANDHAN BANK	0	0.00	114	11.97	0	0.00	0	0.00	14961	42.31	15075	54.28
15	FEDERAL BANK	0	0.00	1	0.20	0	0.00	0	0.00	574	0.57	575	0.77
16	HDFC BANK	4	0.11	140	8.49	0	0.00	0	0.00	1963	2.38	2107	10.99
17	ICICI BANK	14	0.90	31	3.48	0	0.00	0	0.00	8	0.01	53	4.40
18	IDBI BANK	30	0.70	54	3.98	1	0.09	0	0.00	0	0.00	85	4.77
19	INDUSIND BANK	0	0.00	0	0.00	0	0.00	0	0.00	135	0.11	135	0.11
20	J & K BANK	0	0.00	0	0.00	0	0.00	0	0.00	3	0.08	3	0.08
21	KARNATAKA BANK	0	0.00	0	0.00	0	0.00	0	0.00	0	0.00	0	0.00
22	KOTAK MAHINDRA BANK	0	0.00	0	0.00	0	0.00	0	0.00	330	0.37	330	0.37
23	SOUTH INDIAN BANK	0	0.00	0	0.00	0	0.00	0	0.00	0	0.00	0	0.00
24	YES BANK	0	0.00	0	0.00	0	0.00	0	0.00	1	0.00	1	0.00
25	KARUR VYSYA BANK	0	0.00	0	0.00	0	0.00	0	0.00	0	0.00	0	0.00
26	IDFC FIRST BANK	0	0.00	2	0.13	0	0.00	0	0.00	0	0.00	2	0.13
27	RBL BANK	0	0.00	0	0.00	0	0.00	0	0.00	218	0.32	218	0.32
	Total Private Sector Bank	109	3.41	347	28.89	1	0.09	0	0.00	55018	113.08	55475	145.47
	Total COMM. BANKS	8567	281.39	2627	138.01	12	0.62	33	0.44	80695	153.21	91934	573.68
CO-OPERATIVE BANKS													
28	STATE CO-OP. BANK	0	0.00	33	1.00	0	0.00	0	0.00	1873	18.99	1906	19.99
	Total Cooperative Bank	0	0.00	33	1.00	0	0.00	0	0.00	1873	18.99	1906	19.99
REGIONAL RURAL BANKS													
29	BIHAR GRAMIN BANK	3125	133.71	1953	30.31	0	0.00	0	0.00	0	0.00	5078	164.03
	Total Region Rural Bank	3125	133.71	1953	30.31	0	0.00	0	0.00	0	0.00	5078	164.03
SMALL FINANCE BANK													
30	JANA SMALL FIN. BANK	0	0.00	20	0.39	0	0.00	0	0.00	367	0.86	387	1.25
31	UJIVAN SMALL FIN. BANK	0	0.00	128	0.49	0	0.00	0	0.00	1473	2.29	1601	2.78
32	UTKARSH SMALL FIN. BANK	0	0.00	5	0.40	6	0.02	0	0.00	31215	99.11	31226	99.53
33	ESAF SMALL FIN. BANK	0	0.00	0	0.00	0	0.00	0	0.00	673	1.13	673	1.13
34	UNITY SMALL FINANCE BANK	0	0.00	0	0.00	4581	10.43	0	0.00	756	1.71	5337	12.14
	Total Small Financial Bank	0	0.00	153	1.28	4587	10.45	0	0.00	34484	105.10	39224	116.83
	TOTAL FOR BIHAR	11692	415.11	4766	170.60	4599	11.07	33	0.44	117052	277.30	138142	874.52

STATE LEVEL BANKERS' COMMITTEE, BIHAR

CONVENOR : STATE BANK OF INDIA

DISTRICT WISE ACP - Other NPA Outstanding FY 2025-26 AS ON 31.03.2026

No. in Actual and Amount in Rs.Crore

Sr. No.	Name of District	Other Priority Sector											
		Education (PS)		Housing (PS)		Social Infrastructure		Renewable Energy		Other Priority		Total Other Priority	
		A/c	Amt	A/c	Amt	A/c	Amt	A/c	Amt	A/c	Amt	A/c	Amt
1	ARARIA	177	6.01	137	2.24	7	0.01	3	0.04	7662	14.64	7986	22.94
2	ARWAL	133	6.21	16	0.57	0	0.00	0	0.00	1204	2.57	1353	9.35
3	AJRANGABAD	500	19.64	73	4.88	0	0.00	0	0.00	2422	5.61	2995	30.14
4	BANKA	131	3.72	27	0.57	21	0.04	3	0.02	5701	11.25	5883	15.60
5	BEGUSARAI	347	11.70	141	3.42	22	0.03	6	0.04	6397	12.33	6913	27.53
6	BHAGALPUR	167	4.87	77	3.14	0	0.00	0	0.00	5026	11.53	5270	19.54
7	BHOJPUR	395	16.72	56	2.65	0	0.00	0	0.00	1827	4.65	2278	24.03
8	BUXAR	163	7.40	34	1.62	0	0.00	0	0.00	1295	3.05	1492	12.07
9	DARBHANGA	410	13.90	68	3.41	192	0.41	1	0.04	2022	5.61	2693	23.36
10	GAYA	629	25.02	172	11.04	2	0.01	0	0.00	2351	5.98	3154	42.05
11	GOPALGANJ	195	6.15	754	5.19	0	0.00	1	0.01	3948	8.39	4898	19.74
12	JAMUI	81	3.07	28	0.59	0	0.00	0	0.00	3484	6.59	3593	10.24
13	JEHANABAD	278	10.64	18	0.82	2	0.03	1	0.00	575	1.15	874	12.65
14	KAIMUR (BHABUA)	208	8.72	26	1.65	0	0.00	0	0.00	1362	4.65	1596	15.02
15	KATI HAR	141	4.35	90	3.17	0	0.00	0	0.00	1611	6.69	1842	14.20
16	KHAGARIA	143	4.66	17	0.87	0	0.00	0	0.00	1910	3.37	2070	8.89
17	KISHANGANJ	101	2.23	326	6.41	0	0.00	0	0.00	920	2.29	1347	10.93
18	LAKHISARAI	166	7.07	10	0.83	473	1.28	0	0.00	1498	1.95	2147	11.13
19	MADHEPURA	139	4.14	135	3.40	354	0.70	0	0.00	2290	5.80	2918	14.05
20	MADHUBANI	469	14.06	62	2.12	0	0.00	0	0.00	4799	10.23	5330	26.42
21	MUNGER	121	4.20	36	2.36	0	0.00	0	0.00	2384	3.78	2541	10.34
22	MUZAFFARPUR	621	20.89	162	9.51	0	0.00	3	0.05	6737	16.47	7523	46.92
23	NALANDA	612	21.71	54	3.26	1	0.00	1	0.02	2315	5.58	2983	30.58
24	NAWADA	225	8.69	53	2.10	1	0.01	0	0.00	2103	5.26	2382	16.06
25	PASHCHIM CHAMPARAN	278	8.90	36	1.90	1	0.09	0	0.00	5637	22.58	5952	33.47
26	PATNA	1334	46.54	517	45.17	2545	6.34	3	0.05	8396	22.92	12795	121.02
27	PURBI CHAMPARAN	269	9.04	52	1.95	513	1.28	0	0.00	4609	11.64	5443	23.91
28	PURNIA	206	6.77	603	14.28	1	0.00	1	0.01	3430	6.99	4241	28.05
29	ROHTAS	525	20.94	147	7.17	1	0.01	2	0.03	4201	8.74	4876	36.88
30	SAHARSA	181	6.58	64	2.16	0	0.00	2	0.04	655	1.51	902	10.28
31	SAMASTIPUR	479	15.11	71	4.72	285	0.48	1	0.00	2558	6.80	3394	27.10
32	SARAN	407	14.60	78	3.70	0	0.00	2	0.04	2978	7.38	3465	25.72
33	SHEIKHPURA	99	3.70	11	0.32	49	0.13	0	0.00	1739	3.55	1898	7.70
34	SHEOHAR	38	1.46	66	1.28	0	0.00	0	0.00	795	1.63	899	4.37
35	SITAMARHI	230	8.95	54	2.15	0	0.00	2	0.04	1264	3.81	1550	14.95
36	SIWAN	403	14.25	47	2.44	77	0.15	0	0.00	2518	6.52	3045	23.36
37	SUPAUL	206	6.74	113	2.00	52	0.09	0	0.00	777	1.90	1148	10.73
38	VAISHALI	485	15.76	335	5.52	0	0.00	1	0.01	5652	11.89	6473	33.19
	Total	11692	415.11	4766	170.60	4599	11.07	33	0.44	117052	277.30	138142	874.52

STATE LEVEL BANKERS' COMMITTEE, BIHAR

CONVENOR : STATE BANK OF INDIA

BANK WISE TOTAL Annual Credit Plans - Non Priority Sector Disbursement FY 2025-26 AS ON 31.03.2026

No. in Actual and Amount in Rs.Crore

Sr. No.	Name of Bank	Non Priority Sector											
		Agriculture (NPS)		Education (NPS)		Housing (NPS)		Personal Loans under NPS		Others NPS		Total Non Priority Sector	
		A/c	Amt	A/c	Amt	A/c	Amt	A/c	Amt	A/c	Amt	A/c	Amt
	LEAD BANKS												
1	STATE BANK OF INDIA	34	32.02	484	63.06	18424	3425.45	15515	431.18	391625	26454.31	426082	30406.03
2	BANK OF BARODA	11	7.08	128	20.73	1645	339.88	28274	2593.00	10131	2966.59	40189	5927.28
3	CANARA BANK	38	2.88	103	15.52	1894	448.08	22815	701.09	6912	2863.49	31762	4031.07
4	CENTRAL BANK OF INDIA	0	0.00	0	0.00	11	0.07	15873	2092.20	11690	922.24	27574	3014.51
5	PUNJAB NATIONAL BANK	70	357.30	170	38.13	1999	933.65	4671	550.49	18330	7301.24	25340	9180.81
6	UNION BANK OF INDIA	72	22.06	285	35.26	657	249.48	10210	769.21	7369	466.87	18593	1542.88
7	UCO BANK	0	0.00	0	0.00	650	166.58	233	7.10	8775	605.50	9658	779.18
	OTHER BANKS												
8	BANK OF INDIA	0	0.00	57	8.47	344	143.78	5475	397.35	19571	2755.70	25447	3305.30
9	BANK OF MAHARASHTRA	0	0.00	25	1.50	668	46.99	767	17.62	15325	492.45	16785	558.56
10	INDIAN BANK	146	36.04	73	10.59	1378	416.70	21477	1452.20	1869	6659.90	24943	8575.42
11	INDIAN OVERSEAS BANK	6	1.24	33	3.63	322	43.33	421	20.85	5653	488.19	6435	557.24
12	PUNJAB AND SIND BANK	0	0.00	7	2.22	121	35.75	142	6.20	1401	145.83	1671	190.01
	Total Public Sector Bank	377	458.61	1365	199.13	28113	6249.76	125873	9038.49	498651	52122.30	654379	68068.29
	PRIVATE BANKS												
13	AXIS BANK	0	0.00	36	8.66	199	35.53	19681	474.69	58453	4502.43	78369	5021.30
14	BANDHAN BANK	0	0.00	0	0.00	1377	52.20	4300	206.12	228642	2805.36	234319	3063.68
15	FEDERAL BANK	0	0.00	0	0.00	9	4.30	138	3.70	8645	620.32	8792	628.52
16	HDFC BANK	2594	600.15	2	0.07	1145	326.90	52991	3752.12	100185	5576.74	156917	10255.98
17	ICICI BANK	0	0.00	27	17.12	548	393.65	16374	933.07	279129	5546.36	296078	6890.20
18	IDBI BANK	0	0.00	18	3.44	533	164.24	334	73.40	15677	618.65	16562	859.73
19	INDUSIND BANK	0	0.00	0	0.00	0	0.00	0	0.00	122307	1989.41	122307	1989.41
20	J & K BANK	0	0.00	0	0.00	8	6.39	26	2.39	20	32.97	54	41.75
21	KARNATAKA BANK	0	0.00	0	0.00	7	2.07	14	0.46	66	3.33	87	5.86
22	KOTAK MAHINDRA BANK	0	0.00	0	0.00	0	0.00	0	0.00	19529	353.88	19529	353.88
23	SOUTH INDIAN BANK	0	0.00	0	0.00	0	0.00	120	3.54	5	0.26	125	3.80
24	YES BANK	0	0.00	10	1.07	0	0.00	625	24.52	14788	317.23	15423	342.82
25	KARUR VYSYA BANK	0	0.00	0	0.00	10	2.17	86	1.28	40	0.95	136	4.41
26	IDFC FIRST BANK	0	0.00	2	0.41	11	1.17	9239	123.96	128720	878.06	137972	1003.59
27	RBL BANK	4	0.24	0	0.00	0	0.00	4	0.09	798	20.68	806	21.01
	Total Private Sector Bank	2598	600.38	95	30.77	3847	988.82	103932	5599.34	977004	23266.62	1087476	30485.94
	Total COMM. BANKS	2975	1059.00	1460	229.90	31960	7238.57	229805	14637.83	1475655	75388.92	1741855	98554.22
	CO-OPERATIVE BANKS												
28	STATE CO-OP. BANK	1064	254.78	0	0.00	56	7.14	1831	40.51	7263	755.74	10214	1058.16
	Total Cooperative Bank	1064	254.78	0	0.00	56	7.14	1831	40.51	7263	755.74	10214	1058.16
	REGIONAL RURAL BANKS												
29	BIHAR GRAMIN BANK	0	0.00	12	1.37	1234	511.63	3525	211.63	70964	1076.74	75735	1801.36
	Total Region Rural Bank	0	0.00	12	1.37	1234	511.63	3525	211.63	70964	1076.74	75735	1801.36
	SMALL FINANCE BANK												
30	JANA SMALL FIN. BANK	0	0.00	0	0.00	78	3.43	0	0.00	9632	95.11	9710	98.54
31	UJJIVAN SMALL FIN. BANK	0	0.00	0	0.00	504	70.37	0	0.00	32676	355.67	33180	426.04
32	UTKARSH SMALL FIN. BANK	0	0.00	0	0.00	0	0.00	0	0.00	58723	488.69	58723	488.69
33	ESAF SMALL FIN. BANK	0	0.00	0	0.00	0	0.00	0	0.00	2828	50.08	2828	50.08
34	UNITY SMALL FINANCE BANK	0	0.00	0	0.00	0	0.00	0	0.00	17562	114.65	17562	114.65
	Total Small Financial Bank	0	0.00	0	0.00	582	73.80	0	0.00	121421	1104.20	122003	1178.00
	TOTAL FOR BIHAR	4039	1313.77	1472	231.27	33832	7831.13	235161	14889.97	1675303	78325.61	1949807	102591.75

STATE LEVEL BANKERS' COMMITTEE, BIHAR

CONVENOR : STATE BANK OF INDIA

DISTRICT WISE Annual Credit Plans - Non Priority Sector Disbursement FY 2025-26 AS ON 31.03.2026

No. in Actual and Amount in Rs.Crore

Sr. No.	Name of District	Non Priority Sector											
		Agriculture (NPS)		Education (NPS)		Housing (NPS)		Personal Loans under NPS		Others NPS		Total Non Priority Sector	
		A/c	Amt	A/c	Amt	A/c	Amt	A/c	Amt	A/c	Amt	A/c	Amt
1	ARARIA	76	9.10	12	2.39	354	68.01	2810	157.43	35671	1214.86	38923	1451.80
2	ARWAL	1	0.03	2	0.55	63	23.03	1278	65.06	6500	233.94	7844	322.61
3	AURANGABAD	35	8.08	14	3.20	335	74.92	3884	245.87	21386	915.86	25654	1247.93
4	BANKA	153	8.85	5	0.67	147	27.05	1786	96.69	14267	485.93	16358	619.19
5	BEGUSARAI	75	38.57	33	6.83	962	220.15	9663	483.52	52731	1798.19	63464	2547.25
6	BHAGALPUR	125	34.22	69	9.26	1584	370.23	6748	456.64	56606	2266.21	65132	3136.57
7	BHOJPUR	77	14.50	12	1.96	823	156.67	4844	312.88	36845	1342.09	42601	1828.10
8	BUXAR	47	3.75	12	2.40	322	56.53	3307	219.38	18674	654.43	22362	936.50
9	DARBHANGA	91	4.50	57	9.38	1054	272.02	8049	503.50	57261	1830.11	66512	2619.52
10	GAYA	44	13.43	163	14.58	1567	304.01	8818	665.80	67311	2730.87	77903	3728.70
11	GOPALGANJ	110	11.77	8	1.33	265	45.42	5390	280.15	37140	940.86	42913	1279.53
12	JAMUI	26	6.14	5	0.33	143	31.89	2029	200.37	17555	716.17	19758	954.90
13	JEHANABAD	4	0.29	8	1.46	222	46.50	2436	161.90	18092	489.93	20762	700.08
14	KAIMUR (BHABUA)	58	7.10	6	0.70	178	33.78	2041	142.48	14939	627.74	17222	811.80
15	KATIHAR	731	23.67	24	3.58	679	124.64	4188	288.28	40505	1306.71	46127	1746.88
16	KHAGARIA	83	9.49	7	1.21	134	37.80	2704	130.06	15618	601.87	18546	780.44
17	KISHANGANJ	77	9.88	17	3.24	271	66.35	1893	136.00	21666	708.52	23924	923.99
18	LAXHISARAI	4	0.41	3	0.57	127	28.00	1936	101.71	10872	410.10	12942	540.79
19	MADHEPURA	35	1.48	10	1.69	243	54.10	2488	130.78	19226	729.23	22002	917.28
20	MADHUBANI	103	10.69	21	3.53	524	102.28	5822	334.52	37692	1238.97	44162	1689.98
21	MUNGER	18	1.68	6	1.39	233	50.48	3584	234.29	21952	946.42	25793	1234.26
22	MUZAFFARPUR	127	11.58	89	12.31	2183	463.54	16642	942.96	121691	3789.59	140732	5219.99
23	NALANDA	55	4.63	23	4.24	572	154.11	5305	334.09	42027	1331.16	47982	1828.24
24	NAWADA	28	2.09	10	1.47	311	60.05	3748	204.79	25241	745.40	29338	1013.80
25	PASHCHIM CHAMPARAN	137	25.46	20	3.65	522	86.21	7059	411.58	45238	1505.42	52976	2032.32
26	PATNA	463	702.24	622	105.70	12939	3450.25	55053	3951.66	380657	34379.48	449734	42589.33
27	PURBI CHAMPARAN	138	15.45	25	4.48	566	158.78	8460	542.85	60204	2141.07	69393	2862.61
28	PURNIA	217	26.85	34	5.47	1343	282.88	4716	282.41	53432	1849.36	59742	2446.97
29	ROHTAS	50	5.31	18	2.40	459	87.55	5082	342.91	32125	1252.09	37734	1690.25
30	SAHARSA	60	6.10	13	1.69	390	82.49	2771	186.21	22085	812.34	25319	1088.83
31	SAMASTIPUR	109	12.39	19	2.97	677	133.99	8243	505.39	45987	1496.46	55035	2151.20
32	SARAN	64	3.73	12	2.31	853	137.21	6835	410.63	57532	1758.58	65296	2312.46
33	SHEIKHPURA	15	2.10	1	0.12	84	17.87	1421	76.20	6759	291.56	8280	387.85
34	SHEOHAR	5	0.30	3	0.66	51	6.97	1527	59.31	3911	149.68	5497	216.93
35	SITAMARHI	108	9.34	29	4.48	521	106.30	5447	318.02	26567	910.22	32672	1348.36
36	SIWAN	77	6.79	29	4.24	698	129.04	5948	336.15	54303	1449.36	61055	1925.58
37	SUPAUL	344	252.10	3	0.38	216	50.80	2725	151.94	18736	787.81	22026	1243.02
38	VAISHALI	69	9.65	28	4.46	1215	229.22	8481	485.55	56299	1487.01	66092	2215.89
	Total	4039	1313.77	1472	231.27	33832	7831.13	235161	14889.97	1675303	78325.61	1949807	102591.75

STATE LEVEL BANKERS' COMMITTEE, BIHAR

CONVENOR : STATE BANK OF INDIA

BANK WISE TOTAL Non Priority Sector Outstanding FY 2025-26 AS ON 31.03.2026

No. in Actual and Amount in Rs.Crore

Sr. No.	Name of Bank	Non Priority Sector											
		Agriculture (NPS)		Education (NPS)		Housing (NPS)		Personal Loans under NPS		Others NPS		Total Non Priority Sector	
		A/c	Amt	A/c	Amt	A/c	Amt	A/c	Amt	A/c	Amt	A/c	Amt
	LEAD BANKS												
1	STATE BANK OF INDIA	194	26.58	776	198.79	72321	11121.32	105931	1218.14	1022070	39759.42	1201292	52324.24
2	BANK OF BARODA	1585	24.82	231	60.88	4115	1106.03	82997	3678.33	28777	3677.73	117505	8567.81
3	CANARA BANK	185	141.24	323	116.28	3725	1313.14	25450	960.72	26207	6561.66	55890	9093.04
4	CENTRAL BANK OF INDIA	0	0.00	4	2.09	311	59.10	39789	3315.98	23179	634.49	63283	4011.65
5	PUNJAB NATIONAL BANK	467	11.11	336	101.21	11145	2530.39	31279	1036.82	61127	5688.78	104354	9368.31
6	UNION BANK OF INDIA	19	9.37	337	125.04	2328	722.82	23926	1261.79	16782	931.91	43592	3050.93
7	UCO BANK	0	0.00	5	0.75	1900	582.00	1700	19.75	19550	1177.37	23155	1779.87
	OTHER BANKS												
8	BANK OF INDIA	0	0.00	99	28.25	1021	524.88	20826	947.19	51284	3492.58	73230	4992.90
9	BANK OF MAHARASHTRA	0	0.00	18	8.89	540	161.49	9761	449.73	42	746.93	10361	1367.03
10	INDIAN BANK	425	25.73	164	40.69	6618	1744.97	34317	1763.16	2419	3398.52	43943	6973.05
11	INDIAN OVERSEAS BANK	579	13.59	48	9.34	997	269.54	1254	37.88	9462	835.41	12340	1165.76
12	PUNJAB AND SIND BANK	0	0.00	16	2.62	254	57.07	386	6.29	1259	123.78	1915	189.76
	Total Public Sector Bank	3254	252.45	2557	714.83	105275	20192.75	377616	14695.76	1262158	67028.58	1750860	102884.37
	PRIVATE BANKS												
13	AXIS BANK	0	0.00	47	14.41	1655	515.41	342113	1515.41	146034	6161.19	489849	8206.42
14	BANDHAN BANK	0	0.00	0	0.00	2662	234.85	9381	500.28	303446	2625.11	315489	3360.24
15	FEDERAL BANK	0	0.00	0	0.00	47	20.71	728	10.53	7883	340.69	8658	371.94
16	HDFC BANK	5587	618.44	116	2.37	5215	1453.91	113885	5904.26	793386	6034.50	918189	14013.49
17	ICICI BANK	0	0.00	311	87.13	5476	1903.38	48325	1752.36	244538	5226.26	298650	8969.15
18	IDBI BANK	0	0.00	29	9.76	1938	499.36	725	166.96	20767	992.34	23459	1668.41
19	INDUSIND BANK	0	0.00	0	0.00	0	0.00	0	0.00	260628	2360.26	260628	2360.26
20	J & K BANK	0	0.00	1	0.27	39	11.99	140	9.39	55	47.51	235	70.16
21	KARNATAKA BANK	0	0.00	0	0.00	14	5.14	44	2.93	36	1.78	94	9.85
22	KOTAK MAHINDRA BANK	0	0.00	0	0.00	0	0.00	0	0.00	31403	652.54	31403	652.54
23	SOUTH INDIAN BANK	0	0.00	0	0.00	0	0.00	142	4.15	8	0.29	150	4.43
24	YES BANK	0	0.00	8	2.40	0	0.00	3183	96.53	15411	126.29	18602	325.22
25	KARUR VYSYA BANK	0	0.00	0	0.00	10	3.17	86	2.74	15	2.76	109	6.67
26	IDFC FIRST BANK	0	0.00	2	0.43	36	5.13	10707	124.13	177460	1027.60	188205	1157.28
27	RBL BANK	16	0.31	0	0.00	0	0.00	4	0.07	1431	9.58	1451	9.96
	Total Private Sector Bank	5603	618.75	514	116.77	17092	4654.05	529463	10089.74	2002499	25708.71	2555171	41185.02
	Total COMM. BANKS	8857	871.19	3071	831.60	122367	24846.81	907079	24785.51	3264657	92737.30	4306031	144072.40
	CO-OPERATIVE BANKS												
28	STATE CO-OP. BANK	2446	322.83	0	0.00	300	20.65	3606	73.47	18264	615.30	24616	1032.25
	Total Cooperative Bank	2446	322.83	0	0.00	300	20.65	3606	73.47	18264	615.30	24616	1032.25
	REGIONAL RURAL BANKS												
29	BIHAR GRAMIN BANK	0	0.00	25	0.75	11352	825.97	13605	821.04	251777	563.74	276759	2211.50
	Total Region Rural Bank	0	0.00	25	0.75	11352	825.97	13605	821.04	251777	563.74	276759	2211.50
	SMALL FINANCE BANK												
30	JANA SMALL FIN. BANK	0	0.00	0	0.00	150	16.72	0	0.00	11704	130.75	11854	147.47
31	UJJIVAN SMALL FIN. BANK	0	0.00	0	0.00	1574	188.35	31	0.19	48139	378.58	49744	567.12
32	UTKARSH SMALL FIN. BANK	0	0.00	0	0.00	0	0.00	0	0.00	67908	621.73	67908	621.73
33	ESAF SMALL FIN. BANK	0	0.00	0	0.00	0	0.00	0	0.00	1479	32.78	1479	32.78
34	UNITY SMALL FINANCE BANK	0	0.00	0	0.00	0	0.00	0	0.00	23817	113.87	23817	113.87
	Total Small Financial Bank	0	0.00	0	0.00	1724	205.06	31	0.19	153047	1277.72	154802	1482.97
	TOTAL FOR BIHAR	11303	1194.02	3096	832.34	135743	25898.50	924321	25680.21	3687745	95194.05	4762208	148799.12

STATE LEVEL BANKERS' COMMITTEE, BIHAR													
CONVENOR : STATE BANK OF INDIA													
DISTRICT WISE Non Priority Sector Outstanding FY 2025-26 AS ON 31.03.2026													
No. in Actual and Amount in Rs.Crore													
Sr. No.	Name of District	Non Priority Sector											
		Agriculture (NPS)		Education (NPS)		Housing (NPS)		Personal Loans under NPS		Others NPS		Total Non Priority Sector	
		A/c	Amt	A/c	Amt	A/c	Amt	A/c	Amt	A/c	Amt	A/c	Amt
1	ARARIA	253	18.44	31	8.27	1262	214.05	13393	280.18	71832	1537.74	86771	2058.67
2	ARWAL	9	0.07	4	1.22	374	59.05	4420	132.25	15332	316.14	20139	508.72
3	AURANGABAD	176	9.35	31	7.45	1426	232.47	15068	474.19	52999	1251.59	69700	1975.04
4	BANKA	233	16.43	10	2.35	573	98.53	7158	173.40	32454	698.70	40428	989.41
5	BEGUSARAI	249	48.95	64	18.88	3770	651.78	28283	777.14	122589	2430.80	154955	3927.56
6	BHAGALPUR	891	38.87	132	33.73	6094	1181.59	30300	843.60	121919	3098.55	159336	5196.34
7	BHOJPUR	139	28.54	40	8.63	3190	484.37	18831	563.82	89949	1773.35	112149	2858.71
8	BUXAR	160	11.84	22	5.97	1302	176.39	13465	390.52	46068	947.57	61017	1532.30
9	DARBHANGA	1364	10.70	95	27.63	4685	845.25	27061	829.56	120006	2829.76	153211	4542.90
10	GAYA	185	16.45	324	56.21	5791	1001.06	35963	1261.24	149510	3406.68	191773	5741.64
11	GOPALGANJ	1339	81.51	21	5.62	1079	168.72	18868	472.98	71988	1306.91	93295	2035.74
12	JAMUI	41	6.23	10	2.54	697	108.36	7936	251.14	43230	900.24	51914	1268.50
13	JEHANABAD	8	0.53	10	2.41	991	136.31	9648	257.88	34506	663.19	45163	1060.31
14	KAIMUR (BHABUA)	81	11.47	12	3.74	852	115.64	8271	248.75	36264	864.40	45480	1244.01
15	KATI HAR	169	6.35	59	14.92	2585	393.15	17147	510.12	81124	1796.51	101084	2721.06
16	KHAGARIA	94	6.38	22	3.84	622	124.44	10449	252.37	36899	804.54	48086	1191.56
17	KISHANGANJ	166	12.54	28	9.60	906	151.48	8843	204.92	43246	969.50	53189	1348.04
18	LAKHISARAI	7	0.51	10	2.35	460	78.96	6686	177.95	25882	571.50	33045	831.27
19	MADHEPURA	165	2.00	16	4.85	704	137.64	10526	242.32	46192	1102.31	57603	1489.12
20	MADHUBANI	152	15.71	44	11.35	2166	321.20	24849	603.81	98744	1933.57	125955	2885.63
21	MUNGER	61	4.33	23	5.78	1182	166.88	14107	429.89	55618	1274.56	70991	1881.44
22	MUZAFFARPUR	374	55.32	181	50.45	9073	1523.46	61321	1653.58	268094	5233.36	339043	8516.16
23	NALANDA	160	7.76	55	15.73	2683	486.43	21450	584.49	96132	1780.34	120480	2874.76
24	NAWADA	118	7.22	22	5.96	1375	215.83	13163	366.55	53298	1014.23	67976	1609.79
25	PASHCHIM CHAMPARAN	371	43.73	35	10.67	2011	240.44	26317	661.95	96911	2183.80	125645	3140.59
26	PATNA	713	279.88	1292	380.56	54143	12273.83	234194	6599.26	812995	34319.37	1103337	53852.90
27	PURBI CHAMPARAN	610	31.06	54	15.35	2534	458.55	30240	885.67	130256	2831.37	163694	4222.00
28	PURNIA	485	57.38	72	21.80	5174	855.54	20354	508.00	117811	2549.19	143896	3991.91
29	ROHTAS	483	15.84	46	8.32	2000	315.18	20185	602.35	77637	1823.31	100351	2765.00
30	SAHARSA	173	13.39	33	9.00	1337	251.60	10311	342.00	42379	1135.17	54233	1751.15
31	SAMASTIPUR	372	33.71	61	14.03	3026	489.10	31472	923.50	125406	2200.89	160337	3661.24
32	SARAN	279	5.94	40	9.67	2815	375.84	25015	712.74	115841	2317.24	143990	3421.43
33	SHEIKHPURA	27	3.76	3	0.72	354	59.19	5522	124.28	17837	405.44	23743	593.39
34	SHEOHAR	7	0.52	10	2.26	171	28.17	6122	121.04	12092	248.87	18402	400.87
35	SITAMARHI	239	15.64	56	16.46	1836	320.55	19409	497.73	66801	1385.39	88341	2235.77
36	SIWAN	226	6.31	52	12.53	2360	368.13	22581	595.49	101331	1885.27	126550	2867.75
37	SUPAUL	423	254.58	15	4.25	708	143.27	9739	264.67	45944	1126.48	56829	1793.26
38	VAISHALI	301	14.76	61	17.25	3432	646.04	35654	858.88	110629	2276.24	150077	3813.17
	Total	11303	1194.02	3096	832.34	135743	25898.50	924321	25680.21	3687745	95194.05	4762208	148799.12

STATE LEVEL BANKERS' COMMITTEE BIHAR

CONVENOR : STATE BANK OF INDIA

BANK WISE Non Priority Sector NPA Outstanding FY 2025-26 AS ON 31.03.2026

No. in Actual and Amount in Rs.Crore

Sr. No.	Name of Bank	Non Priority Sector											
		Agriculture (NPS)		Education (NPS)		Housing (NPS)		Personal Loans under NPS		Others NPS		Total Non Priority Sector	
		A/c	Amnt	A/c	Amnt	A/c	Amnt	A/c	Amnt	A/c	Amnt	A/c	Amnt
LEAD BANKS													
1	STATE BANK OF INDIA	127	0.70	0	0.00	128	8.28	3637	95.67	48048	272.79	51938	318.44
2	BANK OF BARODA	1378	19.27	0	0.00	58	13.17	7920	80.56	2800	111.99	12154	224.98
3	CANARA BANK	132	2.65	0	0.00	37	6.84	385	8.27	3255	46.78	3810	64.54
4	CENTRAL BANK OF INDIA	0	0.00	0	0.00	18	2.67	6244	51.37	1956	6.35	8216	60.40
5	PUNJAB NATIONAL BANK	387	8.56	2	0.10	97	11.28	1447	35.14	9996	90.00	12929	145.09
6	UNION BANK OF INDIA	0	0.00	3	0.38	54	3.00	1340	34.04	7635	158.58	9032	196.00
7	UCO BANK	0	0.00	0	0.00	12	2.91	420	3.58	1517	14.02	1949	20.51
OTHER BANKS													
8	BANK OF INDIA	0	0.00	2	0.02	10	2.91	467	9.36	9245	47.04	9724	59.32
9	BANK OF MAHARASHTRA	0	0.00	0	0.00	6	1.11	810	2.74	3	0.18	819	4.02
10	INDIAN BANK	396	5.19	1	0.05	101	11.31	713	13.00	815	12.85	2026	42.40
11	INDIAN OVERSEAS BANK	578	13.56	16	0.50	6	0.67	28	0.28	1904	46.93	2534	61.93
12	PUNJAB AND SIND BANK	0	0.00	0	0.00	11	0.00	244	0.12	160	2.62	415	2.73
	Total Public Sector Bank	2996	49.92	26	1.05	536	64.14	24656	275.12	87332	810.13	115546	1200.36
PRIVATE BANKS													
13	AXIS BANK	0	0.00	0	0.00	20	4.79	6826	25.40	5184	177.57	12030	207.76
14	BANDHAN BANK	0	0.00	0	0.00	117	10.13	714	28.20	20889	106.84	21720	144.97
15	FEDERAL BANK	0	0.00	0	0.00	1	0.27	47	0.94	227	5.25	275	6.46
16	HDFC BANK	1693	23.15	1	0.02	86	22.69	1081	28.20	19444	133.50	22305	207.57
17	ICICI BANK	0	0.00	4	1.06	71	20.47	826	21.57	6550	114.40	7451	157.50
18	IDBI BANK	0	0.00	0	0.00	13	1.30	4	1.24	1138	34.98	1155	37.52
19	INDUSIND BANK	0	0.00	0	0.00	0	0.00	0	0.00	57070	162.92	57070	162.92
20	J & K BANK	0	0.00	0	0.00	0	0.00	0	0.00	1	0.02	1	0.02
21	KARNATAKA BANK	0	0.00	0	0.00	0	0.00	1	0.00	0	0.00	1	0.00
22	KOTAK MAHINDRA BANK	0	0.00	0	0.00	0	0.00	0	0.00	2993	21.04	2993	21.04
23	SOUTH INDIAN BANK	0	0.00	0	0.00	0	0.00	9	0.21	0	0.00	9	0.21
24	YES BANK	0	0.00	0	0.00	0	0.00	76	1.86	244	3.55	320	5.41
25	KARUR VYSYA BANK	0	0.00	0	0.00	0	0.00	0	0.00	0	0.00	0	0.00
26	IDFC FIRST BANK	0	0.00	0	0.00	0	0.00	125	1.17	4134	17.88	4259	19.05
27	RBL BANK	1	0.01	0	0.00	0	0.00	0	0.00	248	0.43	249	0.44
	Total Private Sector Bank	1694	23.15	5	1.08	308	59.65	9709	108.80	118122	778.19	129838	970.87
	Total COMM. BANKS	4690	73.08	31	2.13	844	123.79	34365	383.92	105454	1588.31	245384	2171.23
CO-OPERATIVE BANKS													
28	STATE CO-OP. BANK	29	0.91	0	0.00	203	5.50	1697	23.32	8426	452.58	10355	482.31
	Total Cooperative Bank	29	0.91	0	0.00	203	5.50	1697	23.32	8426	452.58	10355	482.31
REGIONAL RURAL BANKS													
29	BIHAR GRAMIN BANK	0	0.00	0	0.00	7	2.40	2832	42.25	336	15.78	3175	60.43
	Total Region Rural Bank	0	0.00	0	0.00	7	2.40	2832	42.25	336	15.78	3175	60.43
SMALL FINANCE BANK													
30	JANA SMALL FIN. BANK	0	0.00	0	0.00	0	0.00	0	0.00	174	1.22	174	1.22
31	UJIVAN SMALL FIN. BANK	0	0.00	0	0.00	0	0.00	0	0.00	2163	4.91	2163	4.91
32	UTKARSH SMALL FIN. BANK	0	0.00	0	0.00	0	0.00	0	0.00	9743	38.16	9743	38.16
33	ESAF SMALL FIN. BANK	0	0.00	0	0.00	0	0.00	0	0.00	9	0.16	9	0.16
34	UNITY SMALL FINANCE BANK	0	0.00	0	0.00	0	0.00	0	0.00	2177	8.16	2177	8.16
	Total Small Financial Bank	0	0.00	0	0.00	0	0.00	0	0.00	14266	52.61	14266	52.61
	TOTAL FOR BIHAR	4719	73.99	31	2.13	1054	131.69	38894	449.49	228482	2109.28	273180	2766.58

STATE LEVEL BANKERS' COMMITTEE, BIHAR

CONVENOR : STATE BANK OF INDIA

DISTRICT WISE Annual Credit Plans - Non Priority Sector NPA Outstanding FY 2025-26 AS ON 31.03.2026

No. in Actual and Amount in Rs.Crore

Sr. No.	Name of District	Non Priority Sector											
		Agriculture (NPS)		Education (NPS)		Housing (NPS)		Personal Loans under NPS		Others NPS		Total Non Priority Sector	
		A/c	Amt	A/c	Amt	A/c	Amt	A/c	Amt	A/c	Amt	A/c	Amt
1	ARARIA	95	0.76	0	0.00	5	0.63	1071	8.74	4731	30.27	5902	40.41
2	ARWAL	9	0.07	0	0.00	1	0.00	164	2.07	1485	94.63	1659	96.77
3	AURANGABAD	106	1.32	0	0.00	14	3.30	471	8.05	2644	25.91	3235	38.58
4	BANKA	136	1.99	0	0.00	4	0.43	370	3.48	2286	12.13	2796	18.02
5	BEGUSARAI	149	3.13	0	0.00	6	0.41	834	10.32	6793	41.98	7782	55.83
6	BHAGALPUR	744	10.49	3	0.11	33	5.00	1082	11.01	5473	53.55	7335	80.17
7	BHOJPUR	33	2.30	1	0.05	15	1.05	806	8.83	8315	40.27	9170	52.50
8	BUXAR	84	0.97	1	0.05	12	1.23	466	5.28	2174	19.18	2737	26.71
9	DARBHANGA	100	2.69	0	0.00	21	2.74	929	11.71	8802	42.01	9852	59.16
10	GAYA	134	1.19	1	0.14	48	8.41	1674	21.09	14173	278.70	16030	309.53
11	GOPALGANJ	173	1.56	0	0.00	9	1.04	890	9.59	3350	25.34	4422	37.53
12	JAMUI	16	0.37	0	0.00	30	1.02	588	6.18	3156	19.06	3790	26.62
13	JEHANABAD	3	0.06	0	0.00	4	0.34	272	2.98	2613	107.78	2892	111.17
14	KAIMUR (BHABUA)	29	0.76	0	0.00	7	0.67	290	4.12	1720	16.72	2046	22.26
15	KATIHAR	94	2.00	2	0.07	14	1.52	988	11.72	4213	26.95	5311	42.26
16	KHAGARIA	37	0.42	2	0.07	11	1.11	484	5.20	2682	15.88	3216	22.68
17	KISHANGANJ	44	0.75	0	0.00	9	0.77	594	4.86	2078	11.70	2725	18.08
18	LAKHISARAI	0	0.00	0	0.00	5	0.18	383	2.98	1103	7.39	1491	10.55
19	MADHEPURA	68	0.21	0	0.00	2	0.01	490	4.46	3079	19.14	3639	23.82
20	MADHUBANI	51	0.33	0	0.00	14	1.76	914	8.43	4971	26.95	5950	37.47
21	MUNGER	33	0.51	1	0.05	175	5.51	564	9.88	2569	21.34	3342	37.29
22	MUZAFFARPUR	202	2.14	3	0.53	83	10.57	3010	32.68	16838	104.24	20136	150.16
23	NALANDA	94	1.46	1	0.01	11	1.30	823	11.86	5105	29.59	6034	44.23
24	NAWADA	58	0.68	1	0.01	14	2.00	341	4.14	2949	21.30	3363	28.13
25	PASHCHIM CHAMPARAN	124	1.37	0	0.00	4	0.10	1057	9.23	5807	36.79	6992	47.48
26	PATNA	455	13.47	5	0.32	310	57.90	8483	110.39	45913	578.19	55166	760.28
27	PURBI CHAMPARAN	274	2.45	0	0.00	22	3.58	1380	18.04	10074	62.97	11750	87.03
28	PURNIA	202	2.90	0	0.00	40	2.38	920	9.88	8585	46.90	9747	62.06
29	ROHTAS	416	5.35	2	0.04	13	1.97	719	8.54	3953	34.57	5103	50.47
30	SAHARSA	48	1.82	1	0.29	6	0.98	470	7.07	2613	13.18	3138	23.35
31	SAMASTIPUR	236	4.73	3	0.02	27	2.43	1296	16.96	10962	55.25	12524	79.40
32	SARAN	58	0.62	1	0.01	19	1.54	1068	12.07	6826	35.91	7972	50.15
33	SHEIKHPURA	15	0.47	0	0.00	3	0.12	145	1.54	859	10.03	1022	12.16
34	SHEOHAR	2	0.04	1	0.01	2	0.06	392	3.22	715	7.39	1112	10.73
35	SITAMARHI	54	0.95	2	0.35	11	1.30	975	8.67	4221	25.82	5263	37.09
36	SIWAN	119	0.45	0	0.00	18	1.14	748	10.42	5627	36.68	6510	48.69
37	SUPAUL	26	0.88	0	0.00	1	0.01	830	5.32	3074	15.94	3931	22.15
38	VAISHALI	198	2.32	0	0.00	31	7.19	1915	18.48	5951	57.64	8095	85.63
	Total	4719	73.99	31	2.13	1054	131.69	38894	449.49	228482	2109.28	273180	2766.58

STATE LEVEL BANKERS' COMMITTEE, BIHAR

(CONVENOR- STATE BANK OF INDIA)

BANK WISE EDUCATION LOAN PRIORITY SECTOR DISBURSEMENT, OUTSTANDING AND NPA FY : 2025 - 26 AS ON 31.03.2026

No. in Actual Amount in Rs Crore

Sr. No.	Name of Bank	TARGET		ACHIE.		% ACHIE.		OUTSTANDING		NPA		% NPA	
		NO.	AMT	NO.	AMT	NO.	AMT	NO.	AMT	NO.	AMT	NO.	AMT
	LEAD BANKS												
1	STATE BANK OF INDIA	2421	108	6502	159.22	268.57	147.43	16189	683.30	435	11.25	2.69	1.65
2	BANK OF BARODA	1316	58	1326	31.89	100.76	54.98	3196	143.52	321	9.45	10.04	6.58
3	CANARA BANK	1294	57	2299	49.88	177.67	87.51	5628	221.21	735	23.37	13.06	10.56
4	CENTRAL BANK OF INDIA	1425	63	1132	31.82	79.44	50.51	5394	217.92	2056	61.90	38.12	28.40
5	PUNJAB NATIONAL BANK	1647	73	2262	49.94	137.34	68.41	11123	405.42	3382	124.07	30.41	30.60
6	UNION BANK OF INDIA	896	39	1305	29.87	145.65	76.59	3219	137.63	351	11.11	10.90	8.07
7	UCO BANK	1249	55	388	6.04	31.06	10.98	1999	58.96	563	16.51	28.16	28.00
	OTHER BANKS												
8	BANK OF INDIA	1007	44	859	16.38	85.30	37.23	3512	123.64	430	14.86	12.24	12.02
9	BANK OF MAHARASHTRA	228	10	533	5.24	233.77	52.40	415	19.13	6	0.16	1.45	0.84
10	INDIAN BANK	1294	57	293	6.72	22.64	11.79	1407	51.64	159	4.95	11.30	9.59
11	INDIAN OVERSEAS BANK	135	6	129	1.64	95.56	27.33	376	13.25	8	0.21	2.13	1.58
12	PUNJAB AND SIND BANK	112	5	71	3.46	63.39	69.20	84	3.76	12	0.13	14.29	3.46
	Total Public Sector Bank	13024	575	17099	392.12	131.29	68.19	52542	2079.37	8458	277.98	16.10	13.37
	PRIVATE BANKS												
13	AXIS BANK	1117	49	86	4.27	7.70	8.71	831	24.29	61	1.69	7.34	6.96
14	BANDHAN BANK	896	39	0	0.00	0.00	0.00	0	0.00	0	0.00	0.00	0.00
15	FEDERAL BANK	23	1	0	0.00	0.00	0.00	6	0.14	0	0.00	0.00	0.00
16	HDFC BANK	1250	55	63	0.77	5.04	1.40	177	4.91	4	0.11	2.26	2.24
17	ICICI BANK	917	40	35	5.70	3.82	14.25	776	44.18	14	0.90	1.80	2.04
18	IDBI BANK	114	5	137	3.33	120.18	66.60	404	16.58	30	0.70	7.43	4.22
19	INDUSIND BANK	90	4	0	0.00	0.00	0.00	0	0.00	0	0.00	0.00	0.00
20	J & K BANK	23	1	8	0.33	34.78	33.00	19	0.90	0	0.00	0.00	0.00
21	KARNATAKA BANK	23	1	2	0.02	8.70	2.00	4	0.10	0	0.00	0.00	0.00
22	KOTAK MAHINDRA BANK	179	8	0	0.00	0.00	0.00	0	0.00	0	0.00	0.00	0.00
23	SOUTH INDIAN BANK	23	1	0	0.00	0.00	0.00	2	0.03	0	0.00	0.00	0.00
24	YES BANK	23	1	1	0.03	4.35	3.00	4	0.13	0	0.00	0.00	0.00
25	KARUR VYSYA BANK	23	1	0	0.00	0.00	0.00	0	0.00	0	0.00	0.00	0.00
26	IDFC FIRST BANK	45	2	0	0.00	0.00	0.00	0	0.00	0	0.00	0.00	0.00
27	RBL BANK	23	1	0	0.00	0.00	0.00	0	0.00	0	0.00	0.00	0.00
	Total Private Sector Bank	4769	209	332	14.45	6.96	6.91	2223	91.28	109	3.41	4.90	3.74
	Total COMM. BANKS	17793	784	17431	406.57	97.97	51.86	54765	2170.65	8567	281.39	15.64	12.96
	CO-OPERATIVE BANKS												
28	STATE CO-OP. BANK	23	1	2	0.08	8.70	8.00	2	0.09	0	0.00	0.00	0.00
	Total Cooperative Bank	23	1	2	0.08	8.70	8.00	2	0.09	0	0.00	0.00	0.00
	REGIONAL RURAL BANKS												
29	BIHAR GRAMIN BANK	1050	46	1756	50.99	167.24	110.85	4875	141.04	3125	133.71	64.10	94.80
	Total Region Rural Bank	1050	46	1756	50.99	167.24	110.85	4875	141.04	3125	133.71	64.10	94.80
	SMALL FINANCE BANK												
30	JANA SMALL FIN. BANK	45	2	0	0.00	0.00	0.00	0	0.00	0	0.00	0.00	0.00
31	UJJIVAN SMALL FIN. BANK	45	2	0	0.00	0.00	0.00	0	0.00	0	0.00	0.00	0.00
32	UTKARSH SMALL FIN. BANK	529	23	0	0.00	0.00	0.00	0	0.00	0	0.00	0.00	0.00
33	ESAF SMALL FIN. BANK	23	1	0	0.00	0.00	0.00	0	0.00	0	0.00	0.00	0.00
34	UNITY SMALL FINANCE BANK	23	1	0	0.00	0.00	0.00	0	0.00	0	0.00	0.00	0.00
	Total Small Financial Bank	665	29	0	0.00	0.00	0.00	0	0.00	0	0.00	0.00	0.00
	TOTAL FOR BIHAR	19531	860	19189	457.64	98.25	53.21	59642	2311.77	11692	415.11	19.60	17.96

STATE LEVEL BANKERS' COMMITTEE, BIHAR

(CONVENOR - STATE BANK OF INDIA)

DISTRICT WISE EDUCATION LOAN PRIORITY SECTOR DISBURSEMENT, OUTSTANDING AND NPA FY : 2025 - 26 AS ON 31.03.2026

No. in Actual Amount in Rs Crore

Sr. No.	District Name	TARGET		ACHIE.		% ACHIE.		OUTSTANDING		NPA		% NPA	
		NO.	AMT	NO.	AMT	NO.	AMT	NO.	AMT	NO.	AMT	NO.	AMT
1	ARARIA	389	17	201	4.81	51.67	28.29	728	23.97	177	6.01	24.31	25.07
2	ARWAL	322	14	68	1.33	21.12	9.50	351	11.71	133	6.21	37.89	53.03
3	AURANGABAD	389	17	360	6.76	92.54	39.76	1465	48.29	500	19.64	34.13	40.67
4	BANKA	433	19	149	2.83	34.41	14.89	569	18.65	131	3.72	23.02	19.95
5	BEGUSARAI	588	26	467	9.98	79.42	38.38	1742	63.25	347	11.70	19.92	18.50
6	BHAGALPUR	610	27	988	23.16	161.97	85.78	2327	92.39	167	4.87	7.18	5.27
7	BHOJIPUR	500	22	436	7.89	87.20	35.86	1433	52.01	395	16.72	27.56	32.15
8	BUXAR	455	20	235	4.65	51.65	23.25	767	28.52	163	7.40	21.25	25.95
9	DARBHANGA	455	20	801	18.93	176.04	94.65	2440	85.54	410	13.90	16.80	16.25
10	GAYA	633	28	1454	49.51	229.70	176.82	4180	229.09	629	25.02	15.05	10.92
11	GOPALGANJ	389	17	350	8.71	89.97	51.24	829	26.85	195	6.15	23.52	22.91
12	JAMUI	389	17	97	1.69	24.94	9.94	357	11	81	3.07	22.69	27.91
13	JEHANABAD	366	16	199	3.64	54.37	22.75	765	25.84	278	10.64	36.34	41.18
14	KAIMUR (BHABUA)	367	16	128	2.31	34.88	14.44	538	18.73	208	8.72	38.66	46.56
15	KATI HAR	455	20	258	5.99	56.70	29.95	819	34.07	141	4.35	17.22	12.77
16	KHAGARIA	344	15	122	2.48	35.47	16.53	528	17.19	143	4.66	27.08	27.11
17	KISHANGANJ	344	15	153	3.47	44.48	23.13	498	18.33	101	2.23	20.28	12.17
18	LAKHISARAI	366	16	130	2.31	35.52	14.44	557	18.71	166	7.07	29.80	37.79
19	MADHEPURA	344	15	135	3.61	39.24	24.07	500	15.84	139	4.14	27.80	26.14
20	MADHUBANI	411	18	556	11.30	135.28	62.78	2039	65.21	469	14.06	23.00	21.56
21	MUNGER	366	16	224	4.91	61.20	30.69	735	25.6	121	4.20	16.46	16.41
22	MUZAFFARPUR	855	38	1186	26.99	138.71	71.03	3738	144.67	621	20.89	16.61	14.44
23	NALANDA	499	22	327	7.10	65.53	32.27	1581	50.5	612	21.71	38.71	42.99
24	NAWADA	411	18	191	3.88	46.47	21.56	753	26.49	225	8.69	29.88	32.80
25	PASHCHIM CHAMPARAN	433	19	459	10.66	106.00	56.11	1273	44.33	278	8.90	21.84	20.08
26	PATNA	3310	148	4830	126.09	145.92	85.20	13406	609.12	1334	46.54	9.95	7.64
27	PURBI CHAMPARAN	545	24	645	14.21	118.35	59.21	1774	64.41	269	9.04	15.16	14.04
28	PURNIA	500	22	488	11.20	97.60	50.91	1489	52.93	206	6.77	13.83	12.79
29	ROHTAS	434	19	391	7.87	90.09	41.42	1673	56.98	525	20.94	31.38	36.75
30	SAHARSA	366	16	248	6.43	67.76	40.19	718	24.07	181	6.58	25.21	27.34
31	SAMASTIPUR	433	19	537	9.96	124.02	52.42	2105	68.95	479	15.11	22.76	21.91
32	SARAN	433	19	611	13.26	141.11	69.79	1525	51.93	407	14.60	26.69	28.11
33	SHEIKHPURA	344	15	94	1.82	27.33	12.13	354	12.23	99	3.70	27.97	30.25
34	SHEOHAR	298	13	78	2.00	26.17	15.38	162	5.11	38	1.46	23.46	28.57
35	SITAMARHI	388	17	398	8.75	102.58	51.47	1157	42.43	230	8.95	19.88	21.09
36	SIWAN	455	20	460	10.32	101.10	51.60	1365	45.35	403	14.25	29.52	31.42
37	SUPAUL	366	16	167	4.43	45.63	27.69	645	20.62	206	6.74	31.94	32.69
38	VAISHALI	546	24	568	12.42	104.03	51.75	1757	60.85	485	15.76	27.60	25.90
TOTAL		19531	860	19189	457.64	98.25	53.21	59642	2311.77	11692	415.11	19.60	17.96

STATE LEVEL BANKERS' COMMITTEE, BIHAR													
(CONVENOR- STATE BANK OF INDIA)													
BANK WISE HOUSING LOAN PRIORITY SECTOR DISBURSEMENT,OUTSTANDING AND NPA FY : 2025 - 26 AS ON 31.03.2026													
No. in Actual Amount in Rs Crore													
Sr. No.	Name of Bank	TARGET		ACHIE.		% ACHIE.		OUTSTANDING		NPA		% NPA	
		NO.	AMT	NO.	AMT	NO.	AMT	NO.	AMT	NO.	AMT	NO.	AMT
LEAD BANKS													
1	STATE BANK OF INDIA	3490	349	7085	664.41	203.01	190.38	39501	5329.38	138	11.32	0.35	0.21
2	BANK OF BARODA	1130	113	402	39.14	35.58	34.64	5864	767.43	177	14.35	3.02	1.87
3	CANARA BANK	1430	143	1120	105.44	78.32	73.73	8558	1149.59	136	11.28	1.59	0.98
4	CENTRAL BANK OF INDIA	1610	161	1241	249.13	77.08	154.74	7051	751.45	932	16.23	13.22	2.16
5	PUNJAB NATIONAL BANK	2700	270	2026	270.06	75.04	100.02	13284	1772.9	333	25.35	2.51	1.43
6	UNION BANK OF INDIA	390	39	417	29.57	106.92	75.82	2730	280.63	69	4.1	2.53	1.46
7	UCO BANK	1350	135	486	49.30	36.00	36.52	4366	421.11	249	6.31	5.70	1.50
OTHER BANKS													
8	BANK OF INDIA	930	93	983	131.10	105.70	140.97	7793	1006.54	175	11.84	2.25	1.18
9	BANK OF MAHARASHTRA	400	40	1209	38.30	302.25	95.75	1209	205.3	10	1.16	0.83	0.57
10	INDIAN BANK	840	84	319	43.63	37.98	51.94	2792	342.28	14	1.56	0.50	0.46
11	INDIAN OVERSEAS BANK	510	51	297	41.90	58.24	82.16	1706	226.04	11	1.51	0.64	0.67
12	PUNJAB AND SIND BANK	100	10	391	42.75	391.00	427.50	393	46.45	36	4.12	9.16	8.87
Total Public Sector Bank		14880	1488	15976	1704.72	107.37	114.56	95247	12299.11	2280	109.12	2.39	0.89
PRIVATE BANKS													
13	AXIS BANK	640	64	24	2.68	3.75	4.19	593	61.39	5	0.64	0.84	1.04
14	BANDHAN BANK	1490	149	168	9.98	11.28	6.70	1910	186.57	114	11.97	5.97	6.42
15	FEDERAL BANK	50	5	1	0.11	2.00	2.20	39	5.32	1	0.2	2.56	3.76
16	HDFC BANK	1100	110	3414	75.53	310.36	68.66	6783	653.91	140	8.49	2.06	1.30
17	ICICI BANK	700	70	79	18.86	11.29	26.94	1174	172.28	31	3.48	2.64	2.02
18	IDBI BANK	290	29	236	34.33	81.38	118.38	3054	378.85	54	3.98	1.77	1.05
19	INDUSIND BANK	230	23	0	0.00	0.00	0.00	0	0	0	0	0.00	0.00
20	J & K BANK	0	0	2	0.05	0.00	0.00	10	1.27	0	0	0.00	0.00
21	KARNATAKA BANK	0	0	7	0.50	0.00	0.00	16	2.14	0	0	0.00	0.00
22	KOTAK MAHINDRA BANK	350	35	0	0.00	0.00	0.00	7	1.38	0	0	0.00	0.00
23	SOUTH INDIAN BANK	0	0	0	0.00	0.00	0.00	1	0.19	0	0	0.00	0.00
24	YES BANK	30	3	0	0.00	0.00	0.00	0	0	0	0	0.00	0.00
25	KARUR VYSYA BANK	0	0	7	0.00	0.00	0.00	3	0.19	0	0	0.00	0.00
26	IDFC FIRST BANK	90	9	9	1.06	10.00	11.78	191	16.48	2	0.13	1.05	0.79
27	RBL BANK	20	2	0	0.00	0.00	0.00	0	0	0	0	0.00	0.00
Total Private Sector Bank		4990	499	3947	143.11	79.10	28.68	13781	1479.96	347	28.89	2.52	1.95
Total COMM. BANKS		19870	1987	19923	1847.83	100.27	93.00	109028	13779.07	2627	138.01	2.41	1.00
CO-OPERATIVE BANKS													
28	STATE CO-OP. BANK	870	87	56	7.22	6.44	8.30	116	17.35	33	1	28.45	5.76
Total Cooperative Bank		870	87	56	7.22	6.44	8.30	116	17.35	33	1	28.45	5.76
REGIONAL RURAL BANKS													
29	BIHAR GRAMIN BANK	3750	375	3835	304.78	102.27	81.27	5991	609.82	1953	30.31	32.60	4.97
Total Region Rural Bank		3750	375	3835	304.78	102.27	81.27	5991	609.82	1953	30.31	32.60	4.97
SMALL FINANCE BANK													
30	JANA SMALL FIN. BANK	70	7	100	8.21	142.86	117.29	638	36.04	20	0.39	3.13	1.08
31	UJJIVAN SMALL FIN. BANK	40	4	3071	52.99	7677.50	1324.75	4738	85.9	128	0.49	2.70	0.57
32	UTKARSH SMALL FIN. BANK	250	25	632	6.28	252.80	25.12	153	11.76	5	0.4	3.27	3.40
33	ESAF SMALL FIN. BANK	30	3	0	0.00	0.00	0.00	1	0.21	0	0	0.00	0.00
34	UNITY SMALL FINANCE BANK	20	2	0	0.00	0.00	0.00	0	0	0	0	0.00	0.00
Total Small Financial Bank		410	41	3803	67.48	927.56	164.59	5530	133.92	153	1.28	2.77	0.96
TOTAL FOR BIHAR		24900	2490	27617	2227.30	110.91	89.45	120665	14540.17	4766	170.6	3.95	1.17

**STATE LEVEL BANKERS' COMMITTEE BIHAR,PATNA
(CONVENOR - STATE BANK OF INDIA)**

DISTRICT WISE HOUSING LOAN PRIORITY SECTOR DISBURSEMENT,OUTSTANDING AND NPA FY : 2025 - 26 AS ON 31.03.2026

Sr. No.	District Name	No. in Actual Amount in Rs Crore											
		TARGET		ACHIE.		% ACHIE.		OUTSTANDING		NPA		% NPA	
		NO.	AMT	NO.	AMT	NO.	AMT	NO.	AMT	NO.	AMT	NO.	AMT
1	ARARIA	410	41.00	295	26.77	71.95	65.29	1441	141.04	137	2.24	9.51	1.59
2	ARWAL	190	19.00	56	4.51	29.47	23.74	251	27.26	16	0.57	6.37	2.09
3	AURANGABAD	520	52.00	356	37.79	68.46	72.67	1878	223.68	73	4.88	3.89	2.18
4	BANKA	480	48.00	248	11.90	51.67	24.79	920	90.09	27	0.57	2.93	0.63
5	BEGUSARAI	840	84.00	1083	59.26	128.93	70.55	3450	348.5	141	3.42	4.09	0.98
6	BHAGALPUR	900	90.00	1136	96.14	126.22	106.82	4987	564.05	77	3.14	1.54	0.56
7	BHOJPUR	690	69.00	814	72.95	117.97	105.72	3174	402.78	56	2.65	1.76	0.66
8	BUXAR	460	46.00	308	28.51	66.96	61.98	1642	186.34	34	1.62	2.07	0.87
9	DARBHANGA	790	79.00	825	73.88	104.43	93.52	3767	430.29	68	3.41	1.81	0.79
10	GAYA	1020	102.00	1145	97.33	112.25	95.42	5606	669.56	172	11.04	3.07	1.65
11	GOPALGANJ	510	51.00	998	37.34	195.69	73.22	2247	156.32	754	5.19	33.56	3.32
12	JAMUI	360	36.00	135	15.35	37.50	42.64	541	57.18	28	0.59	5.18	1.03
13	JEHANABAD	250	25.00	276	20.55	110.40	82.20	1066	113.59	18	0.82	1.69	0.72
14	KAIMUR (BHABUA)	380	38.00	229	14.94	60.26	39.32	882	103.06	26	1.65	2.95	1.60
15	KATI HAR	600	60.00	608	72.29	101.33	120.48	2596	320.57	90	3.17	3.47	0.99
16	KHAGARIA	310	31.00	106	9.15	34.19	29.52	586	60.69	17	0.87	2.90	1.43
17	KISHANGANJ	350	35.00	429	19.93	122.57	56.94	1320	121.41	326	6.41	24.70	5.28
18	LAKHISARAI	290	29.00	155	12.54	53.45	43.24	458	54.36	10	0.83	2.18	1.53
19	MADHEPURA	360	36.00	207	15.77	57.50	43.81	913	95.13	135	3.40	14.79	3.57
20	MADHUBANI	810	81.00	749	50.73	92.47	62.63	2464	285	62	2.12	2.52	0.74
21	MUNGER	450	45.00	259	23.95	57.56	53.22	1245	144.17	36	2.36	2.89	1.64
22	MUZAFFARPUR	1270	127.00	1703	142.24	134.09	112.00	8770	979.38	162	9.51	1.85	0.97
23	NALANDA	700	70.00	480	41.79	68.57	59.70	2385	281.54	54	3.26	2.26	1.16
24	NAWADA	450	45.00	372	32.63	82.67	72.51	1985	228.84	53	2.10	2.67	0.92
25	PASHCHIM CHAMPARAN	620	62.00	677	51.04	109.19	82.32	2131	253.83	36	1.90	1.69	0.75
26	PATNA	4100	410.00	6804	652.65	165.95	159.18	36219	5191.53	517	45.17	1.43	0.87
27	PURBI CHAMPARAN	840	84.00	694	43.42	82.62	51.69	2779	303.96	52	1.95	1.87	0.64
28	PURNIA	700	70.00	1538	103.20	219.71	147.43	5610	589.6	603	14.28	10.75	2.42
29	ROHTAS	670	67.00	569	45.23	84.93	67.51	2818	301.06	147	7.17	5.22	2.38
30	SAHARSA	310	31.00	263	20.70	84.84	66.77	1146	126.74	64	2.16	5.58	1.70
31	SAMASTIPUR	830	83.00	944	54.13	113.73	65.22	3501	379.54	71	4.72	2.03	1.24
32	SARAN	710	71.00	605	60.53	85.21	85.25	2429	289.49	78	3.70	3.21	1.28
33	SHEIKHPURA	200	20.00	74	6.64	37.00	33.20	481	52.45	11	0.32	2.29	0.61
34	SHEOHAR	130	13.00	142	4.46	109.23	34.31	382	34.21	66	1.28	17.28	3.74
35	SITAMARHI	500	50.00	388	31.10	77.60	62.20	1773	205.78	54	2.15	3.05	1.04
36	SIWAN	710	71.00	528	42.19	74.37	59.42	2184	243.36	47	2.44	2.15	1.00
37	SUPAUL	390	39.00	211	18.77	54.10	48.13	1007	105.72	113	2.00	11.22	1.89
38	VAISHALI	800	80.00	1208	74.97	151.00	93.71	3631	378.05	335	5.52	9.23	1.46
	TOTAL	24900	2490.00	27617	2227.30	110.91	89.45	120665	14540.17	4766	170.60	3.95	1.17

STATE LEVEL BANKERS' COMMITTEE, BIHAR
CONVENOR : STATE BANK OF INDIA

BANK WISE WEAKER SECTION & SMALL MARGINAL FARMER DISBURSEMENT FY 2025-26 AS ON 31.03.2026

No. in Actual and Amount in Rs.Crore

S.N.	NAME OF BANK	Loans to weaker sections under Priority Sector		Loans to weaker sections under Priority Sector, loans to individual women beneficiaries up to ₹1 lakh		Agriculture, loans to Small & Marginal Farmers	
		A/c	Amt	A/c	Amt	No.	Amt.
	LEAD BANKS						
1	STATE BANK OF INDIA	365138	5388.14	101538	493.31	211121	3143.10
2	BANK OF BARODA	91508	1949.75	4826	23.18	75982	1541.63
3	CANARA BANK	30995	800.38	9317	50.96	30340	564.70
4	CENTRAL BANK OF INDIA	84816	1637.68	559	6.22	2058	49.34
5	PUNJAB NATIONAL BANK	57742	1530.65	9414	57.61	52508	2086.33
6	UNION BANK OF INDIA	58179	704.96	4595	23.16	41023	566.96
7	UCO BANK	56352	1472.88	368	1.32	2227	50.84
	OTHER BANKS						
8	BANK OF INDIA	91173	2092.32	6800	33.42	84042	1938.04
9	BANK OF MAHARASHTRA	2976	128.70	282	0.78	3161	69.65
10	INDIAN BANK	30033	531.08	425	3.11	26369	386.09
11	INDIAN OVERSEAS BANK	1950	29.94	352	0.82	400	11.66
12	PUNJAB AND SIND BANK	863	27.59	124	0.46	400	10.61
	Total Public Sector Bank	871725	16294.09	138600	694.37	529631	10418.95
	PRIVATE BANKS						
13	AXIS BANK	163479	1023.44	20982	110.23	142209	898.73
14	BANDHAN BANK	582476	5576.61	368247	2588.88	322421	3025.99
15	FEDERAL BANK	2085	67.26	1	0.00	1396	63.91
16	HDFC BANK	210525	2045.32	115776	707.60	92736	892.05
17	ICICI BANK	38663	809.07	10819	4.96	23089	513.47
18	IDBI BANK	39585	344.01	1569	14.08	32142	260.34
19	INDUSIND BANK	295675	2559.38	0	0.00	0	0.00
20	J & K BANK	30	1.68	0	0.00	0	0.00
21	KARNATAKA BANK	1	0.05	0	0.00	0	0.00
22	KOTAK MAHINDRA BANK	97417	791.42	0	0.00	0	0.00
23	SOUTH INDIAN BANK	0	0.00	0	0.00	0	0.00
24	YES BANK	35370	201.65	35359	197.80	35281	197.36
25	KARUR VYSYA BANK	0	0.00	0	0.00	0	0.00
26	IDFC FIRST BANK	47078	291.72	45788	274.74	16908	102.68
27	RBL BANK	337510	2066.86	335198	1954.05	310264	1905.30
	Total Private Sector Bank	1849894	15778.47	933739	5852.34	976446	7859.83
	Total COMM. BANKS	2721619	32072.55	1072339	6546.70	1506077	18278.78
	CO-OPERATIVE BANKS						
28	STATE CO-OP. BANK	6989	32.03	0	0.00	0	0.00
	Total Cooperative Bank	6989	32.03	0	0.00	0	0.00
	REGIONAL RURAL BANKS						
29	BIHAR GRAMIN BANK	949992	9801.15	263824	1336.52	1010073	19010.31
	Total Region Rural Bank	949992	9801.15	263824	1336.52	1010073	19010.31
	SMALL FINANCE BANK						
30	JANA SMALL FIN. BANK	64641	433.98	32508	246.50	24121	139.97
31	UJJIVAN SMALL FIN. BANK	156520	1120.94	156475	1120.36	156374	1133.84
32	UTKARSH SMALL FIN. BANK	291102	1803.14	291102	1803.14	295258	2056.04
33	ESAF SMALL FIN. BANK	46646	277.69	46646	277.69	12659	235.03
34	UNITY SMALL FINANCE BANK	48148	350.49	0	0.00	0	0.00
	Total Small Financial Bank	607057	3986.25	526731	3447.70	488412	3564.89
	TOTAL FOR BIHAR	4285657	45891.98	1862894	11330.92	3004562	40853.98

STATE LEVEL BANKERS' COMMITTEE, BIHAR

CONVENOR : STATE BANK OF INDIA

DISTRICT WISE WEAKER SECTION & SMALL MARGINAL FARMER DISBURSEMENT FY 2025-26 AS ON 31.03.2026

SR.	Name of District	No. in Actual and Amount in Rs.Crore					
		Loans to weaker sections under Priority Sector		Out of Loans to weaker Sections in PSL, loans to individual women beneficiaries up to ₹1 lakh		Out of Agriculture, loans to Small & Marginal Farmers	
		No.	Amt.	No.	Amt.	No.	Amt.
1	ARARIA	104749	1291.97	44244	289.97	74319	1038.06
2	ARWAL	23586	282.12	10009	55.79	20179	438.94
3	AURANGABAD	84901	876.39	34535	194.24	78557	1282.64
4	BANKA	60970	817.24	25068	141.63	39056	393.83
5	BEGUSARAI	178861	1992.26	94275	608.47	127559	1593.46
6	BHAGALPUR	127235	1588.72	59145	376.46	88416	1087.94
7	BHOJPUR	98500	935.36	36580	204.99	74415	1089.80
8	BUXAR	61022	551.26	29776	171.43	56008	743.44
9	DARBHANGA	126769	1391.97	44151	305.98	75418	1128.88
10	GAYA	232780	1982.61	120827	611.84	111048	1425.42
11	GOPALGANJ	78339	977.10	25937	161.88	56898	908.65
12	JAMUI	58741	503.69	24291	143.82	51067	555.02
13	JEHANABAD	31386	355.99	9838	49.83	28330	401.16
14	KAIMUR (BHABUA)	55436	751.52	23350	125.47	48479	1048.50
15	KATIHAR	133113	1604.67	44880	311.50	73341	1052.79
16	KHAGARIA	63502	665.85	21696	139.49	47719	651.15
17	KISHANGANJ	89392	1144.94	36389	246.34	63568	928.75
18	LAKHISARAI	34831	396.86	14106	84.56	28861	457.12
19	MADHEPURA	71752	744.78	24547	152.15	47937	629.56
20	MADHUBANI	103576	1241.53	35610	225.71	78375	1330.44
21	MUNGER	42995	429.42	21629	125.36	30092	334.12
22	MUZAFFARPUR	258288	2539.64	151074	935.65	213388	2274.02
23	NALANDA	87697	954.90	36072	185.37	74252	1216.53
24	NAWADA	76249	626.95	34825	179.60	69996	827.65
25	PASHCHIM CHAMPARAN	119503	1394.26	47459	298.53	103263	1577.84
26	PATNA	503622	4678.88	298031	1737.23	317998	3179.51
27	PURBI CHAMPARAN	170402	2084.91	69348	442.33	134689	2027.59
28	PURNIA	128159	1559.44	58380	404.67	89320	1267.53
29	ROHTAS	96383	954.17	39865	213.23	89708	1240.89
30	SAHARSA	58202	683.66	27693	181.54	42736	616.56
31	SAMASTIPUR	171837	1739.69	76061	519.60	138759	1887.00
32	SARAN	143988	1483.04	70312	428.89	101317	1343.27
33	SHEIKHPURA	22500	247.39	8067	47.99	20396	304.13
34	SHEOHAR	19105	234.53	3699	20.01	16253	234.28
35	SITAMARHI	77509	987.64	24602	149.24	57598	900.43
36	SIWAN	190282	1887.94	75353	453.59	102726	1253.52
37	SUPAUL	55667	706.39	15136	99.91	42126	686.28
38	VAISHALI	243828	2602.33	46034	306.63	90395	1497.27
TOTAL		4285657	45891.98	1862894	11330.92	3004562	40853.98

STATE LEVEL BANKERS' COMMITTEE, BIHAR

CONVENOR : STATE BANK OF INDIA

BANK WISE WEAKER SECTION & SMALL MARGINAL FARMER OUTSTANDING FY 2025-26 AS ON 31.03.2026

No. in Actual and Amount in Rs.Crore

S.N.	NAME OF BANK	Loans to weaker sections under Priority Sector		Loans to weaker Sections in PSL, loans to individual women beneficiaries up to ₹1 lakh		Agriculture, loans to Small & Marginal Farmers	
		No.	Amt.	No.	Amt.	No.	Amt.
	LEAD BANKS						
1	STATE BANK OF INDIA	736691	11043.92	253405	720.21	450306	6792.28
2	BANK OF BARODA	131281	3224.54	14104	45.03	109636	2680.25
3	CANARA BANK	127848	2458.41	14584	82.56	97534	1314.94
4	CENTRAL BANK OF INDIA	301518	4102.78	884	8.33	2665	73.84
5	PUNJAB NATIONAL BANK	404783	5775.48	65846	303.91	371130	6937.42
6	UNION BANK OF INDIA	100124	1262.16	14071	68.41	93949	1169.94
7	UCO BANK	241539	2250.28	6647	17.68	16401	104.38
	OTHER BANKS						
8	BANK OF INDIA	193927	3555.01	27107	165.91	176691	3188.59
9	BANK OF MAHARASHTRA	3961	174.79	572	1.24	2666	138.48
10	INDIAN BANK	86721	1462.35	963	6.76	78655	1283.12
11	INDIAN OVERSEAS BANK	5447	67.21	856	2.25	3525	58.58
12	PUNJAB AND SIND BANK	1261	31.73	373	1.09	631	17.63
	Total Public Sector Bank	2335101	35408.66	399412	1423.37	1403789	23759.47
	PRIVATE BANKS						
13	AXIS BANK	338890	1299.45	82592	182.73	255350	1062.88
14	BANDHAN BANK	812275	4728.38	502986	1958.42	410604	2648.65
15	FEDERAL BANK	15018	83.12	7	0.01	10216	47.51
16	HDFC BANK	517726	2913.62	19333	89.83	493776	2141.42
17	ICICI BANK	20672	825.96	2675	9.92	14664	510.08
18	IDBI BANK	86283	492.00	3559	15.98	79237	398.12
19	INDUSIND BANK	1835088	4499.49	0	0.00	0	0.00
20	J & K BANK	70	3.05	0	0.00	0	0.00
21	KARNATAKA BANK	0	0.00	0	0.00	0	0.00
22	KOTAK MAHINDRA BANK	207957	1000.23	0	0.00	0	0.00
23	SOUTH INDIAN BANK	1	0.03	0	0.00	0	0.00
24	YES BANK	77448	257.53	77387	250.35	76941	249.11
25	KARUR VYSYA BANK	0	0.00	0	0.00	0	0.00
26	IDFC FIRST BANK	93719	317.91	92887	306.33	34162	113.78
27	RBL BANK	633379	2305.85	627837	2105.81	576731	2119.11
	Total Private Sector Bank	4638526	18726.62	1409263	4919.38	1951681	9290.66
	Total COMM. BANKS	6973627	54135.28	1808675	6342.75	3355470	33050.13
	CO-OPERATIVE BANKS						
28	STATE CO-OP. BANK	48125	103.08	0	0.00	0	0.00
	Total Cooperative Bank	48125	103.08	0	0.00	0	0.00
	REGIONAL RURAL BANKS						
29	BIHAR GRAMIN BANK	2131575	27081.34	321103	1943.50	2142419	24506.23
	Total Region Rural Bank	2131575	27081.34	321103	1943.50	2142419	24506.23
	SMALL FINANCE BANK						
30	JANA SMALL FIN. BANK	161181	615.44	74155	344.32	74351	203.13
31	UJJIVAN SMALL FIN. BANK	264404	1130.84	264346	1130.27	254911	1130.37
32	UTKARSH SMALL FIN. BANK	653932	2308.54	653932	2308.54	574392	2443.23
33	ESAF SMALL FIN. BANK	88074	312.12	88074	312.12	63330	284.78
34	UNITY SMALL FINANCE BANK	143389	503.35	0	0.00	0	0.00
	Total Small Financial Bank	1310980	4870.28	1080507	4095.25	966984	4061.52
	TOTAL FOR BIHAR	10464307	86189.97	3210285	12381.49	6464873	61617.87

STATE LEVEL BANKERS' COMMITTEE, BIHAR							
CONVENOR : STATE BANK OF INDIA							
BANK WISE WEAKER SECTION & SMALL MARGINAL FARMER OUTSTANDING FY 2025-26 AS ON 31.03.2026							
No. in Actual and Amount in Rs.Crore							
SR.	Name of District	Loans to weaker sections under Priority Sector		Loans to weaker Sections in PSL, loans to individual women beneficiaries up to ₹1 lakh		Agriculture, loans to Small & Marginal Farmers	
		No.	Amt.	No.	Amt.	No.	Amt.
1	ARARIA	234280	2327.98	69806	268.61	166714	1596.04
2	ARWAL	43151	434.64	15598	58.81	35268	387.86
3	AURANGABAD	171605	1704.50	58333	225.67	155348	1700.61
4	BANKA	148231	1280.91	49392	187.90	89704	709.67
5	BEGUSARAI	404647	3206.72	190946	728.86	288075	2178.59
6	BHAGALPUR	244088	2310.49	97045	401.00	164585	1476.85
7	BHOJPUR	249509	1666.04	57875	222.91	136100	1251.79
8	BUXAR	133409	1151.75	45427	197.52	117533	1032.00
9	DARBHANGA	260531	2333.31	67098	297.03	165537	1590.39
10	GAYA	637784	3968.25	263313	777.77	230627	2604.95
11	GOPALGANJ	203306	2218.48	48131	195.91	148716	1564.61
12	JAMUI	146674	1261.25	45092	208.51	120600	1003.99
13	JEHANABAD	58841	730.29	15169	65.64	52502	649.84
14	KAIMUR (BHABUA)	119122	1238.85	34600	132.23	103962	1125.50
15	KATIHAR	259837	3012.40	69778	291.93	143110	1654.06
16	KHAGARIA	169944	1455.58	44005	198.74	114677	1171.22
17	KISHANGANJ	173840	1914.48	41535	188.69	134947	1298.29
18	LAKHISARAI	86271	780.86	24986	118.75	63403	597.98
19	MADHEPURA	173273	1601.58	42676	179.44	120259	1060.27
20	MADHUBANI	256948	2611.43	56886	231.70	214732	2084.28
21	MUNGER	98642	813.80	36594	150.03	66775	536.42
22	MUZAFFARPUR	572675	4681.29	285650	1070.84	476706	3693.14
23	NALANDA	179724	1964.81	57979	229.11	145840	1724.93
24	NAWADA	149468	1479.98	57843	227.35	129391	1343.20
25	PASHCHIM CHAMPARAN	293538	2886.38	76345	290.52	250635	2324.16
26	PATNA	1231493	7048.32	526602	1805.89	568525	4396.00
27	PURBI CHAMPARAN	393885	4418.63	109032	457.08	321378	3490.22
28	PURNIA	276686	3087.62	96802	405.04	194231	1932.73
29	ROHTAS	192540	1909.21	62782	226.75	169431	1706.65
30	SAHARSA	138845	1545.53	48509	206.99	118783	1261.56
31	SAMASTIPUR	353185	3266.98	124218	552.61	299908	2648.59
32	SARAN	293712	2728.27	112840	439.06	208021	1976.79
33	SHEIKHPURA	56129	551.27	16447	74.49	43117	421.82
34	SHEOHAR	41740	535.89	4911	21.25	35085	442.43
35	SITAMARHI	178055	2157.85	30760	140.73	152024	1717.49
36	SIWAN	606003	3417.70	128914	480.66	222293	1925.63
37	SUPAUL	138501	1700.98	20973	106.43	100654	1255.98
38	VAISHALI	1094195	4785.67	75393	319.07	195677	2081.36
TOTAL		10464307	86189.97	3210285	12381.49	6464873	61617.87

STATE LEVEL BANKERS' COMMITTEE, BIHAR

CONVENOR : STATE BANK OF INDIA

BANK WISE TOTAL LOANS DISBURSEMENT TO SC/ST FY 2025-26 AS ON 31.03.2026

No. in Actual and Amount in Rs.Crore

SR.	NAME OF BANK	SC				ST			
		Disbursement		Outstanding		Disbursement		Outstanding	
		No.	Amt.	No.	Amt.	No.	Amt.	No.	Amt.
	LEAD BANKS								
1	STATE BANK OF INDIA	152207	5374.72	144303	4220.19	26850	634.76	23772	452.80
2	BANK OF BARODA	14867	1126.91	11635	734.26	1467	114.72	1166	78.50
3	CANARA BANK	4257	120.34	12925	313.29	390	13.76	938	27.67
4	CENTRAL BANK OF INDIA	14154	341.64	26809	358.65	2215	60.57	4233	54.51
5	PUNJAB NATIONAL BANK	4691	145.38	36366	942.25	745	24.30	7473	246.62
6	UNION BANK OF INDIA	8305	135.86	12518	233.13	702	12.22	907	22.96
7	UCO BANK	1089	31.10	20961	189.77	176	4.06	2480	29.26
	OTHER BANKS								
8	BANK OF INDIA	23469	342.75	18061	663.62	1686	31.81	1606	58.23
9	BANK OF MAHARASHTRA	214	5.31	286	12.30	15	0.20	30	0.91
10	INDIAN BANK	5620	211.01	9305	221.55	678	29.01	1107	29.94
11	INDIAN OVERSEAS BANK	34	1.50	149	8.48	1	0.01	15	0.38
12	PUNJAB AND SIND BANK	54	2.37	150	8.73	3	0.02	9	0.79
	Total Public Sector Bank	228961	7838.92	293468	7906.20	34928	925.49	43736	1002.57
	PRIVATE BANKS								
13	AXIS BANK	3705	27.02	4258	42.49	430	6.22	759	19.24
14	BANDHAN BANK	59221	735.66	39154	298.89	11579	144.69	7782	59.02
15	FEDERAL BANK	55	0.95	45	0.95	44	0.77	23	0.27
16	HDFC BANK	114	30.59	581	61.91	31	4.14	131	10.46
17	ICICI BANK	2160	125.60	2429	76.27	464	41.94	344	17.06
18	IDBI BANK	10825	100.86	23020	175.18	1470	12.03	3402	21.16
19	INDUSIND BANK	146869	752.50	399885	965.58	57564	281.65	166558	386.80
20	J & K BANK	0	0.00	0	0.00	0	0.00	2	0.23
21	KARNATAKA BANK	0	0.00	2	0.08	0	0.00	0	0.00
22	KOTAK MAHINDRA BANK	33708	231.68	25483	102.31	9682	63.90	6946	23.96
23	SOUTH INDIAN BANK	4	0.08	1	0.02	0	0.00	0	0.00
24	YES BANK	7040	41.46	14751	52.70	1205	7.21	2357	8.87
25	KARUR VYSYA BANK	0	0.00	0	0.00	0	0.00	0	0.00
26	IDFC FIRST BANK	13185	93.03	27777	113.41	2394	15.60	4562	18.85
27	RBL BANK	31273	167.38	72302	199.90	2835	15.78	6490	19.61
	Total Private Sector Bank	308159	2306.81	609688	2089.70	87698	593.94	199356	585.55
	Total COMM. BANKS	537120	10145.73	903156	9995.90	122626	1519.43	243092	1588.11
	CO-OPERATIVE BANKS								
28	STATE CO-OP. BANK	3628	29.44	32432	359.73	215	4.31	8647	127.94
	Total Cooperative Bank	3628	29.44	32432	359.73	215	4.31	8647	127.94
	REGIONAL RURAL BANKS								
29	BIHAR GRAMIN BANK	78991	325.29	96637	748.39	21114	82.76	9452	99.15
	Total Region Rural Bank	78991	325.29	96637	748.39	21114	82.76	9452	99.15
	SMALL FINANCE BANK								
30	JANA SMALL FIN. BANK	8958	49.13	21978	99.32	1473	7.52	4854	17.04
31	UJIVAN SMALL FIN. BANK	49407	357.14	84983	391.77	14745	115.04	24318	122.21
32	UTKARSH SMALL FIN. BANK	56612	389.86	137881	610.53	7131	48.53	17613	76.91
33	ESAF SMALL FIN. BANK	8342	48.03	15895	55.45	2484	14.27	4325	15.60
34	UNITY SMALL FINANCE BANK	8045	57.85	17864	70.59	1651	12.15	5397	17.73
	Total Small Financial Bank	131364	902.01	278601	1227.67	27484	197.48	56507	249.50
	TOTAL FOR BIHAR	751103	11402.48	1310826	12331.68	171439	1803.99	317698	2064.71

STATE LEVEL BANKERS' COMMITTEE, BIHAR									
CONVENOR : STATE BANK OF INDIA									
DISTRICT WISE LOANS DISBURSEMENT TO SC/ST FY 2025-26 AS ON 31.03.2026									
No. in Actual and Amount in Rs.Crore									
SR.	Name of District	SC				ST			
		Disbursement		Outstanding		Disbursement		Outstanding	
		No.	Amt.	No.	Amt.	No.	Amt.	No.	Amt.
1	ARARIA	9219	224.47	10704	188.51	1681	37.10	1768	23.30
2	ARWAL	2007	48.49	4415	73.90	280	4.58	480	4.43
3	AURANGABAD	14020	254.50	30916	358.90	2066	23.06	4536	24.79
4	BANKA	4975	92.73	11983	111.86	1068	24.20	2991	28.66
5	BEGUSARAI	21226	397.34	39472	366.42	2081	29.06	4016	27.33
6	BHAGALPUR	13395	333.01	22395	367.04	4098	77.44	5094	96.64
7	BHOJPUR	15392	220.63	36471	237.84	4203	34.44	10718	40.88
8	BUXAR	6479	113.75	13673	137.41	1023	18.33	1920	18.14
9	DARBHANGA	34592	470.47	31483	418.80	6419	58.55	5931	34.69
10	GAYA	83939	761.71	133581	820.92	23905	141.95	40557	257.65
11	GOPALGANJ	13884	177.61	15196	169.48	3645	35.19	3306	29.80
12	JAMUI	7181	177.62	16300	175.06	1100	32.29	2903	30.99
13	JEHANABAD	3616	104.83	5886	96.33	590	10.45	1952	57.19
14	KAIMUR (BHABUA)	8183	197.28	16400	212.70	978	19.94	1834	21.07
15	KATIHAR	12194	260.56	13829	240.81	3371	78.09	3603	79.25
16	KHAGARIA	5497	149.12	7690	127.10	862	22.02	924	13.90
17	KISHANGANJ	9047	178.22	7818	126.28	1325	27.30	2151	25.65
18	LAKHISARAI	3574	89.80	7158	89.96	348	7.81	753	6.51
19	MADHEPURA	8386	169.88	13606	186.10	1389	15.77	2257	16.15
20	MADHUBANI	16641	257.84	20656	277.56	2746	18.22	2924	22.41
21	MUNGER	5844	195.00	12157	179.79	735	23.78	1258	25.10
22	MUZAFFARPUR	41002	558.35	64332	626.50	5255	55.19	7143	58.84
23	NALANDA	13758	308.47	29895	371.51	1061	18.47	1811	18.19
24	NAWADA	8562	147.86	26969	263.67	661	11.26	1422	12.20
25	PASHCHIM CHAMPARAN	17425	307.80	20340	284.54	10348	120.78	5416	88.50
26	PATNA	107438	1761.08	198623	1929.57	23265	246.44	49285	243.12
27	PURBI CHAMPARAN	23756	392.89	36567	427.48	3664	57.18	7635	55.28
28	PURNIA	12513	245.68	17627	268.55	4480	76.63	6036	89.00
29	ROHTAS	10485	265.92	21225	291.09	1094	24.16	1867	25.10
30	SAHARSA	9519	181.78	15226	203.14	1199	20.41	2173	22.75
31	SAMASTIPUR	25059	411.21	38605	464.46	4102	52.80	7241	54.95
32	SARAN	30311	443.76	32888	366.17	6044	60.70	5560	41.16
33	SHEIKHPURA	2497	66.15	6628	83.88	161	4.23	381	4.84
34	SHEOHAR	2817	42.31	2001	42.89	160	2.98	151	2.73
35	SITAMARHI	8928	178.61	8976	179.83	1226	20.21	1069	15.38
36	SIWAN	43270	386.58	107962	644.86	17149	119.49	43231	234.71
37	SUPAUL	6669	150.95	8028	171.78	724	23.83	1134	16.76
38	VAISHALI	87803	678.18	203145	748.98	26933	149.68	74267	196.64
	Total	751103	11402.48	1310826	12331.68	171439	1803.99	317698	2064.71

STATE LEVEL BANKERS' COMMITTEE, BIHAR

CONVENOR : STATE BANK OF INDIA

BANK WISE TOTAL LOANS DISBURSEMENT TO MINORITY COMMUNITIES FY 2025-26 AS ON 31.03.2026

No. in Actual and Amount in Rs.Crore

SR.	NAME OF BANK	CHRISTIANS		MUSUMS		BUDDHISTS		SIKHS		ZORASTRIANS		JAINS		TOTAL	
		No.	Amt.	No.	Amt.	No.	Amt.	No.	Amt.	No.	Amt.	No.	Amt.	No.	Amt.
LEAD BANKS															
1	STATE BANK OF INDIA	1297	39.12	56203	2776.21	9843	53.75	1442	29.70	51	0.23	69	6.69	68905	2905.81
2	BANK OF BARODA	68	5.15	8742	349.04	10	0.48	23	1.94	1	0.02	41	35.45	8885	392.01
3	CANARA BANK	271	6.80	3765	99.71	657	20.94	394	11.36	6	0.33	89	2.23	5182	141.21
4	CENTRAL BANK OF INDIA	819	13.31	50	2.32	151	4.59	42	3.32	1	0.03	21	2.38	1084	25.85
5	PUNJAB NATIONAL BANK	24	1.48	3394	134.43	4	0.05	17	2.03	0	0.00	20	1.30	3459	139.22
6	UNION BANK OF INDIA	50	1.58	7286	111.94	0	0.00	35	1.67	0	0.00	1	0.30	7372	115.48
7	UCO BANK	27	1.76	1115	50.41	1	0.09	11	0.48	0	0.00	3	0.13	1157	52.85
OTHER BANKS															
8	BANK OF INDIA	147	11.60	7209	319.32	20	0.76	114	11.84	0	0.00	90	9.23	7580	352.70
9	BANK OF MAHARASHTRA	15	0.31	2411	35.95	3	0.43	13	0.44	0	0.00	15	6.55	2457	43.63
10	INDIAN BANK	254	55.51	8176	354.81	71	1.99	107	4.36	0	0.00	14	0.69	8622	417.41
11	INDIAN OVERSEAS BANK	13	2.19	96	2.18	1	0.00	1	0.03	0	0.00	0	0.00	111	4.42
12	PUNJAB AND SIND BANK	0	0.00	9	0.25	0	0.00	1	0.02	0	0.00	0	0.00	10	0.27
Total Public Sector Bank		2985	138.81	98456	4236.57	10761	83.08	2200	67.19	59	0.61	363	64.95	114824	4590.85
PRIVATE BANKS															
13	AXIS BANK	48	2.65	21921	271.88	5	0.63	24	1.28	1	0.01	5	1.14	22004	277.57
14	BANDHAN BANK	162	1.71	212276	2173.00	33	0.65	44	0.79	3	0.04	214	2.13	212732	2177.96
15	FEDERAL BANK	348	8.47	3177	65.51	1131	28.16	3	0.05	1	0.04	1	0.01	4661	102.25
16	HDFC BANK	104	0.81	46804	654.43	12	0.08	30	13.16	18	6.59	249	38.71	47217	713.77
17	ICICI BANK	18	1.25	8325	406.07	7	0.64	51	12.72	0	0.00	90	38.57	8491	459.30
18	IDBI BANK	13	0.42	6492	83.60	4	0.05	8	0.27	0	0.00	5	0.14	6522	84.47
19	INDUSIND BANK	319	2.62	148799	1013.48	263	0.99	1	0.01	0	0.00	0	0.00	149382	1017.09
20	J & K BANK	0	0.00	46	6.77	0	0.00	0	0.00	0	0.00	0	0.00	46	6.77
21	KARNATAKA BANK	0	0.00	2	0.12	0	0.00	0	0.00	0	0.00	0	0.00	2	0.12
22	KOTAK MAHINDRA BANK	1	0.05	1039	61.47	1	0.06	5	0.25	0	0.00	1	1.00	1047	62.82
23	SOUTH INDIAN BANK	31	0.51	4	0.00	0	0.00	0	0.00	0	0.00	0	0.00	35	0.51
24	YES BANK	13	0.07	1061	7.96	2	0.01	0	0.00	0	0.00	0	0.00	1076	8.05
25	KARUR VYSYA BANK	0	0.00	3	0.12	0	0.00	0	0.00	0	0.00	0	0.00	3	0.12
26	IDFC FIRST BANK	7	0.07	7970	47.63	2	0.02	225	1.40	8	0.05	0	0.00	8212	49.10
27	RBL BANK	42	0.22	61617	340.86	9	0.06	4	0.02	0	0.00	3	0.03	61675	341.18
Total Private Sector Bank		1106	18.85	519536	5132.90	1469	31.35	395	29.95	31	6.73	568	81.73	523105	5301.06
Total COMM. BANKS		4091	157.66	617992	9369.47	12230	114.43	2595	97.14	90	7.34	931	146.68	637929	9891.91
CO-OPERATIVE BANKS															
28	STATE CO-OP. BANK	102	0.42	4341	23.32	221	47.23	2	0.01	0	0.00	87	0.41	4753	71.27
Total Cooperative Bank		102	0.42	4341	23.32	221	47.23	2	0.01	0	0.00	87	0.41	4753	71.27
REGIONAL RURAL BANKS															
29	BIHAR GRAMIN BANK	4048	8.71	374534	1174.05	254	0.81	301	3.06	15	0.06	5221	14.40	384373	1201.06
Total Region Rural Bank		4048	8.71	374534	1174.05	254	0.81	301	3.06	15	0.06	5221	14.40	384373	1201.06
SMALL FINANCE BANK															
30	JANA SMALL FIN. BANK	188	1.53	16120	101.25	1327	11.77	2	0.02	0	0.00	60	0.43	17697	114.99
31	UJIVAN SMALL FIN. BANK	87	0.63	38653	260.42	6	0.05	42	0.30	12	0.09	12	0.12	38812	261.51
32	UTKARSH SMALL FIN. BANK	116	0.91	22711	143.17	20	0.17	34	0.23	7	0.05	179	1.35	23067	145.60
33	ESAF SMALL FIN. BANK	79	0.47	16432	103.27	1	0.01	3	0.09	1	0.01	15	3.20	16531	107.05
34	UNITY SMALL FINANCE BANK	29	0.19	13681	93.28	0	0.00	0	0.00	0	0.00	0	0.00	13710	93.48
Total Small Financial Bank		499	3.73	107597	701.39	1354	12.00	81	0.64	20	0.15	266	5.10	109817	722.63
TOTAL FOR BIHAR		8740	170.52	1104464	11268.23	14059	174.47	2979	100.85	125	7.55	6505	166.59	1136872	11886.87

STATE LEVEL BANKERS' COMMITTEE, BIHAR															
CONVENOR : STATE BANK OF INDIA															
DISTRICT WISE LOANS DISBURSEMENT TO MINORITY COMMUNITIES FY 2025-26 AS ON 31.03.2026															
No. in Actual and Amount in Rs, Crore															
SR.	Name of District	CHRISTIANS		MUSLIMS		BUDDHISTS		SIKHS		ZORASTRIANS		JAINS		TOTAL	
		No.	Amt.	No.	Amt.	No.	Amt.	No.	Amt.	No.	Amt.	No.	Amt.	No.	Amt.
1	ARARIA	69	2.22	67477	651.33	15	0.85	45	2.31	3	0.02	274	30.95	67883	687.62
2	ARWAL	20	0.42	2367	25.40	2	0.03	11	0.78	0	0.00	11	0.36	2411	26.95
3	AURANGABAD	32	1.71	8257	110.81	22	0.18	24	1.70	2	0.02	34	0.54	8371	114.85
4	BANKA	42	2.37	4702	66.66	2	0.06	14	0.14	7	0.26	6	0.14	4773	69.66
5	BEGUSARAI	74	2.19	26928	293.58	397	6.09	28	0.88	3	0.06	27	0.43	27457	303.17
6	BHAGALPUR	288	4.90	26070	372.86	141	2.50	39	1.26	3	0.14	51	19.27	26592	400.89
7	BHOJIPUR	148	1.67	12752	129.18	132	0.71	34	4.39	2	0.04	27	12.99	13095	148.95
8	BUXAR	19	0.39	5295	59.04	13	0.36	22	0.78	0	0.00	17	0.33	5366	60.90
9	DARBHANGA	210	2.57	47384	419.74	230	3.64	108	1.66	5	0.03	36	2.14	47973	429.80
10	GAYA	1334	10.42	31346	394.27	9800	51.90	1043	8.36	58	0.28	131	18.59	43712	483.76
11	GOPALGANJ	1237	3.31	17212	228.84	31	0.58	14	0.43	0	0.00	67	0.38	18561	233.49
12	JAMUI	77	1.73	7160	87.84	10	0.01	22	0.62	0	0.00	12	0.17	7281	90.37
13	JEHANABAD	7	0.11	3394	48.00	7	0.45	7	0.22	0	0.00	5	0.09	3420	48.86
14	KAIMUR (BHABUA)	15	0.54	5773	81.18	18	0.11	12	1.12	0	0.00	41	1.39	5859	84.28
15	KATIHAR	354	4.74	97810	837.86	26	0.46	166	4.59	0	0.00	26	4.25	98382	851.90
16	KHAGARIA	23	0.37	6080	72.79	17	0.35	18	0.24	0	0.00	15	0.16	6153	73.87
17	KISHANGANJ	278	5.34	112689	1031.66	18	0.24	37	4.52	0	0.00	212	3.73	113234	1045.46
18	LAKHISARAI	11	0.72	2318	19.72	4	0.06	7	0.20	0	0.00	11	0.08	2351	20.75
19	MADHEPURA	45	0.52	18061	154.53	15	0.10	16	0.50	1	0.00	65	1.13	18203	156.77
20	MADHUBANI	307	1.79	25245	279.15	26	0.91	46	2.60	0	0.00	40	1.05	25664	285.46
21	MUNGER	45	1.30	4285	84.68	11	0.19	27	1.20	0	0.00	10	1.09	4378	88.47
22	MUZAFFARPUR	356	8.72	54836	549.00	570	11.31	91	5.83	4	2.33	124	0.97	55981	578.14
23	NALANDA	250	4.03	7663	113.74	52	1.45	24	1.17	0	0.00	123	0.97	8112	121.23
24	NAWADA	432	0.88	9509	104.58	26	0.62	5	0.04	0	0.00	44	0.35	10016	106.45
25	PASHCHIM CHAMPARAN	507	9.05	43557	376.92	31	0.92	111	4.10	5	0.04	2697	5.09	46908	396.10
26	PATNA	798	71.24	90331	1113.43	1581	29.73	270	26.47	12	0.10	150	14.00	93142	1254.86
27	PURBI CHAMPARAN	120	5.72	45283	469.29	363	48.66	88	1.45	6	3.37	377	2.51	46237	530.86
28	PURNIA	320	6.51	81875	1003.83	89	1.53	60	3.74	2	0.04	167	33.55	82513	1049.18
29	ROHTAS	368	1.92	10324	148.03	21	1.10	115	4.86	3	0.02	35	0.49	10866	156.41
30	SAHARSA	39	1.40	21737	185.70	7	0.06	57	1.22	0	0.00	46	1.15	21886	189.46
31	SAMASTIPUR	86	1.98	17555	234.36	34	0.56	70	1.82	3	0.24	69	0.80	17817	239.66
32	SARAN	119	3.03	21601	226.88	47	0.64	46	1.82	1	0.01	1051	3.76	22865	236.17
33	SHEIKHPURA	90	0.36	1373	17.53	16	0.20	10	0.24	0	0.00	6	0.20	1495	18.52
34	SHEOHAR	2	0.01	4914	36.23	4	0.18	5	0.04	0	0.00	4	0.06	4929	36.52
35	SITAMARHI	43	1.10	20468	206.67	34	3.78	201	2.83	2	0.01	188	0.53	20936	214.91
36	SIWAN	283	1.94	55307	474.28	127	1.09	18	5.42	1	0.01	141	1.24	55877	484.00
37	SUPAUL	58	1.22	14912	146.19	16	0.54	26	0.69	0	0.50	25	0.50	15037	149.60
38	VAISHALI	234	2.08	70614	412.45	104	2.32	42	0.61	2	0.03	140	1.16	71136	418.59
	Total	8740	170.52	1104464	11268.23	14059	174.47	2979	100.85	125	7.55	6505	166.59	1136872	11886.87

STATE LEVEL BANKERS' COMMITTEE, BIHAR

CONVENOR : STATE BANK OF INDIA

BANK WISE TOTAL LOANS OUTSTANDING TO MINORITY COMMUNITIES FY 2025-26 AS ON 31.03.2026

No. in Actual and Amount in Rs.Crore

SR.	NAME OF BANK	CHRISTIANS		MUSLIMS		BUDDHISTS		SIKHS		ZORASTRIANS		JAINS		TOTAL	
		No.	Amt.	No.	Amt.	No.	Amt.	No.	Amt.	No.	Amt.	No.	Amt.	No.	Amt.
LEAD BANKS															
1	STATE BANK OF INDIA	4820	69.93	137378	4895.14	23312	67.39	3400	41.06	264	0.75	149	6.94	169323	5081.31
2	BANK OF BARODA	22	1.16	7247	133.78	35	0.96	51	3.14	3	0.04	32	3.41	7390	142.53
3	CANARA BANK	1733	58.70	14838	611.47	1607	81.08	2810	104.17	40	1.81	473	19.17	21501	876.51
4	CENTRAL BANK OF INDIA	2658	37.76	133	5.66	375	10.40	96	4.61	2	0.03	32	3.41	3296	61.90
5	PUNJAB NATIONAL BANK	173	6.03	20060	477.29	11	0.22	73	7.40	2	0.07	66	4.12	20385	495.07
6	UNION BANK OF INDIA	109	4.71	11923	274.00	0	0.00	63	3.75	0	0.00	1	0.04	12096	282.47
7	UCO BANK	133	5.29	18882	209.79	9	0.10	96	1.77	0	0.00	15	0.55	19135	217.53
OTHER BANKS															
8	BANK OF INDIA	282	20.80	16282	530.53	29	1.45	177	14.47	0	0.00	154	15.90	16924	583.14
9	BANK OF MAHARASHTRA	12	0.78	1235	61.16	3	0.43	3	0.42	0	0.00	5	6.60	1258	69.40
10	INDIAN BANK	302	24.36	13176	326.81	44	0.88	101	3.81	2	0.01	7	1.05	13632	356.95
11	INDIAN OVERSEAS BANK	29	5.49	467	12.47	1	0.00	1	0.03	0	0.00	1	0.12	499	18.12
12	PUNJAB AND SIND BANK	0	0.00	62	2.39	0	0.00	10	0.29	0	0.00	1	0.01	73	2.70
	Total Public Sector Bank	10273	235.01	241683	7540.49	25426	162.91	6881	184.92	313	2.71	936	61.32	285512	8187.64
PRIVATE BANKS															
13	AXIS BANK	126	6.12	43856	430.23	15	1.03	62	2.29	1	0.01	37	4.44	44097	444.11
14	BANDHAN BANK	221	1.40	283293	1857.19	54	0.55	63	0.71	4	0.02	277	1.77	283912	1861.70
15	FEDERAL BANK	575	10.45	3684	54.88	1664	33.26	6	0.18	1	0.04	10	0.02	5940	98.83
16	HDFC BANK	327	3.11	114152	958.90	13	0.26	79	24.82	8	4.15	270	39.12	114849	1030.32
17	ICICI BANK	72	6.14	7741	614.38	30	3.96	61	15.65	4	0.17	45	16.73	7953	657.07
18	IDBI BANK	25	1.34	12281	146.19	8	0.84	18	1.25	0	0.00	18	2.00	12350	151.64
19	INDUSIND BANK	901	3.23	366599	1208.00	519	1.04	2	0.01	0	0.00	1	0.03	368022	1212.30
20	J & K BANK	2	0.17	162	15.59	0	0.00	1	0.00	0	0.00	0	0.00	165	15.77
21	KARNATAKA BANK	0	0.00	4	0.13	0	0.00	1	0.04	0	0.00	0	0.00	5	0.17
22	KOTAK MAHINDRA BANK	13	0.49	3232	126.90	1	0.06	16	0.66	0	0.00	1	0.39	3263	128.50
23	SOUTH INDIAN BANK	8	0.21	1	0.03	0	0.00	0	0.00	0	0.00	0	0.00	9	0.24
24	YES BANK	19	0.08	2530	11.84	8	0.02	3	0.38	0	0.00	10	0.02	2570	12.34
25	KARUR VYSYA BANK	0	0.00	0	0.00	0	0.00	0	0.00	0	0.00	0	0.00	0	0.00
26	IDFC FIRST BANK	17	0.07	16091	51.79	4	0.01	336	1.39	13	0.03	2	0.00	16463	53.33
27	RBL BANK	93	0.23	135242	398.96	11	0.06	7	0.02	0	0.00	9	0.04	135362	399.30
	Total Private Sector Bank	2399	33.04	988868	5875.01	2327	41.09	655	47.40	31	4.42	680	64.56	994960	6065.60
	Total COMM. BANKS	12672	268.05	1230551	13415.50	27753	204.00	7536	232.32	344	7.13	1616	125.88	1280472	14253.25
CO-OPERATIVE BANKS															
28	STATE CO-OP. BANK	86	0.32	29168	75.01	193	51.99	5	0.76	2	0.20	0	0.00	29454	128.30
	Total Cooperative Bank	86	0.32	29168	75.01	193	51.99	5	0.76	2	0.20	0	0.00	29454	128.30
REGIONAL RURAL BANKS															
29	BIHAR GRAMIN BANK	243	4.20	72210	803.14	34	0.92	100	2.95	4	0.04	447	5.93	73038	817.23
	Total Region Rural Bank	243	4.20	72210	803.14	34	0.92	100	2.95	4	0.04	447	5.93	73038	817.23
SMALL FINANCE BANK															
30	JANA SMALL FIN. BANK	524	2.53	33844	125.02	3455	19.16	4	0.02	0	0.00	120	0.52	37947	147.28
31	UJIVAN SMALL FIN. BANK	146	0.61	67476	279.91	25	0.06	69	0.33	14	0.08	24	0.09	67754	281.11
32	UTKARSH SMALL FIN. BANK	258	1.09	55621	249.38	66	0.22	57	0.74	14	0.06	501	2.09	56517	253.76
33	ESAF SMALL FIN. BANK	127	0.63	27209	101.34	2	0.00	6	0.08	1	0.01	4	0.67	27349	102.75
34	UNITY SMALL FINANCE BANK	54	0.23	37600	131.47	35	0.15	24	0.12	35	0.17	28	0.11	37776	132.25
	Total Small Financial Bank	1109	5.09	221750	887.12	3583	19.59	160	1.29	64	0.32	677	3.48	227343	917.16
	TOTAL FOR BIHAR	14110	277.66	1553679	15180.77	31563	276.50	7801	237.32	414	7.69	2740	135.29	1610307	16115.94

STATE LEVEL BANKERS' COMMITTEE, BIHAR															
CONVENOR : STATE BANK OF INDIA															
DISTRICT WISE LOANS OUTSTANDING TO MINORITY COMMUNITIES FY 2025-26 AS ON 31.03.2026															
SR.	Name of District	CHRISTIANS		MUSLIMS		BUDDHISTS		SIKHS		ZORASTRIANS		JAINS		TOTAL	
		No.	Amt.	No.	Amt.	No.	Amt.	No.	Amt.	No.	Amt.	No.	Amt.	No.	Amt.
1	ARARIA	224	7.47	85366	868.85	33	0.90	90	1.83	4	0.35	128	12.12	85845	891.53
2	ARWAL	37	0.44	2634	32.19	8	0.18	30	0.71	0	0.00	15	0.33	2724	33.85
3	AURANGABAD	90	2.38	11554	155.38	29	0.33	82	14.01	6	0.28	64	0.97	11825	173.38
4	BANKA	88	1.93	12079	111.38	18	0.34	68	1.29	7	0.29	19	1.09	12279	116.33
5	BEGUSARAI	168	3.25	55595	392.33	883	9.20	97	1.72	3	0.04	66	0.76	56812	407.37
6	BHAGALPUR	219	6.80	40083	493.44	383	3.44	130	5.00	3	0.11	87	18.57	40905	527.37
7	BHOJPUR	101	2.40	22785	169.77	28	0.87	107	6.51	1	0.08	50	14.25	23072	193.97
8	BUXAR	53	2.26	6589	80.61	24	0.61	77	4.45	1	0.00	30	0.48	6774	88.43
9	DARBHANGA	228	7.20	36551	539.80	531	7.15	84	3.40	5	0.11	62	2.71	37461	560.32
10	GAYA	3908	16.16	59421	541.82	23059	66.11	2167	12.10	259	0.40	196	18.87	89010	655.48
11	GOPALGANJ	120	2.52	18265	270.43	80	2.53	88	1.11	2	0.08	52	0.84	18607	277.55
12	JAMUI	197	3.47	11581	123.57	45	0.07	112	1.25	1	0.00	32	0.25	11968	128.60
13	JEHANABAD	8	0.18	4296	60.68	8	0.61	17	1.02	0	0.00	8	0.17	4337	62.66
14	KAIMUR (BHABUA)	34	0.93	7591	115.99	20	0.25	41	1.65	1	0.04	26	1.63	7713	120.52
15	KATI HAR	964	15.92	80356	1056.63	77	1.13	248	9.18	1	0.01	34	4.12	81680	1086.97
16	KHAGARIA	61	1.27	8619	97.83	32	0.73	61	0.70	3	0.02	26	0.51	8802	101.02
17	KISHANGANJ	626	9.50	107660	1241.16	29	0.31	58	4.71	0	0.00	104	3.68	108477	1259.38
18	LAKHISARAI	24	0.93	2672	25.13	5	0.17	29	0.29	3	0.02	15	0.15	2748	26.63
19	MADHEPURA	123	1.92	28657	228.07	52	0.44	73	0.61	2	0.00	103	0.89	29010	231.91
20	MADHUBANI	178	3.02	39902	424.41	43	1.96	85	3.51	2	0.05	48	1.17	40258	434.14
21	MUNGER	110	2.48	7354	114.40	21	0.62	96	1.88	2	0.01	26	1.36	7609	120.78
22	MUZAFFARPUR	666	12.22	84265	762.02	1206	19.00	542	16.08	6	1.71	183	2.95	86868	814.05
23	NALANDA	175	10.61	10740	151.02	167	3.41	88	4.10	9	0.74	53	1.24	11232	171.24
24	NAWADA	68	1.75	10598	130.47	42	1.48	19	0.23	0	0.00	39	0.59	10766	134.51
25	PASHCHIM CHAMPARAN	550	19.07	37767	491.53	100	2.43	202	5.58	3	0.02	95	1.32	38717	519.94
26	PATNA	1687	78.20	194113	1690.46	2865	68.38	786	75.03	51	0.75	293	18.19	199795	1931.00
27	PURBI CHAMPARAN	315	11.80	49747	679.97	426	54.17	300	2.96	7	0.33	145	2.94	50940	752.33
28	PURNIA	720	14.91	111368	1337.11	231	4.42	156	6.35	2	0.04	188	9.52	112665	1372.39
29	ROHTAS	114	3.38	14447	210.10	84	2.70	399	10.17	3	0.02	46	0.75	15093	227.09
30	SAHARSA	213	3.29	20876	225.37	29	0.15	111	4.18	0	0.00	16	1.37	21245	234.43
31	SAMASTIPUR	289	5.77	27382	329.09	118	2.64	238	4.89	6	0.39	81	1.80	28114	344.50
32	SARAN	204	5.31	20574	273.62	104	1.98	234	6.09	5	0.09	87	1.77	21208	288.86
33	SHEIKHPURA	88	2.63	2417	31.73	39	0.80	86	1.52	2	0.07	24	1.27	2656	38.01
34	SHEOHAR	8	0.05	3924	47.93	36	0.42	23	0.20	1	0.00	9	0.19	4001	48.79
35	SITAMARHI	120	2.87	20434	291.59	137	5.57	312	6.68	1	0.01	70	1.00	21074	307.77
36	SIWAN	562	5.06	98463	620.96	226	3.08	181	9.40	3	0.04	83	1.86	99518	640.43
37	SUPAUL	335	3.66	16443	213.50	78	0.99	66	1.82	3	1.52	32	1.01	16957	222.51
38	VAISHALI	435	4.65	180511	550.43	267	6.93	218	5.11	6	0.07	105	2.60	181542	569.90
	Total	14110	277.66	1553679	15180.77	31563	276.50	7801	237.32	414	7.69	2740	135.29	1610307	16115.94

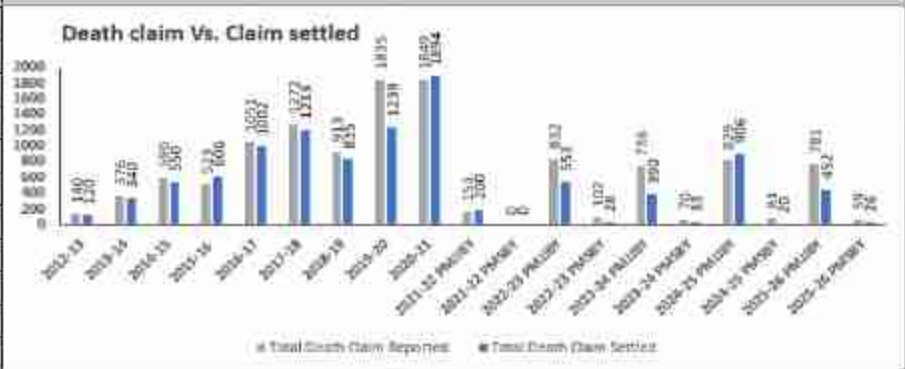
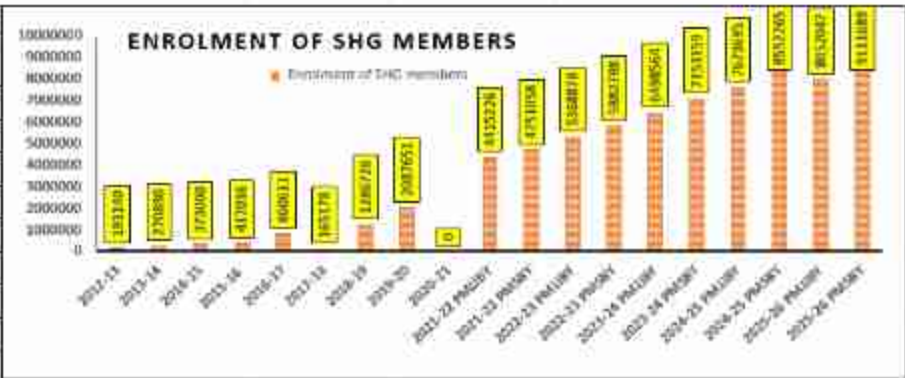
STATE LEVEL BANKERS' COMMITTEE, BIHAR					
CONVENOR : STATE BANK OF INDIA					
BANK WISE TOTAL PROGRESS UNDER FINANCE TO WOMEN -OUTSTANDING & DISBURSEMENT FY 2025-26 AS ON 31.03.2026					
SR.	NAME OF BANK	OUTSTANDING LOANS TO WOMEN		LOANS DISBURSED TO WOMEN FROM 01 APRIL TO END OF CURRENT QUARTER	
		A/C	AMT.	A/C	AMT.
		No. in Actual and Amount in Rs.Crore			
LEAD BANKS					
1	STATE BANK OF INDIA	527019	14277.98	209335	7083.12
2	BANK OF BARODA	52956	2035.65	25392	1124.63
3	CANARA BANK	43141	2023.44	29938	954.78
4	CENTRAL BANK OF INDIA	57933	1839.65	17380	867.99
5	PUNJAB NATIONAL BANK	123548	3723.29	26778	1163.86
6	UNION BANK OF INDIA	35035	958.19	17940	448.03
7	UCO BANK	68107	835.07	3091	114.58
OTHER BANKS					
8	BANK OF INDIA	97978	3532.11	63424	1886.27
9	BANK OF MAHARASHTRA	4844	224.15	9270	156.97
10	INDIAN BANK	31272	1070.52	10921	404.79
11	INDIAN OVERSEAS BANK	5889	298.76	1384	45.29
12	PUNJAB AND SIND BANK	992	66.62	416	29.8
	Total Public Sector Bank	1048714	30885.42	415269	14280.13
PRIVATE BANKS					
13	AXIS BANK	396985	2156.28	179024	1517.94
14	BANDHAN BANK	996569	6080.73	722872	7078.46
15	FEDERAL BANK	15544	107.03	4729	109.05
16	HDFC BANK	544891	6031.68	226113	3373.91
17	ICICI BANK	54367	5278.35	55389	2204.74
18	IDBI BANK	86705	762.83	43902	517.05
19	INDUSIND BANK	29268	190.22	3204	61.46
20	J & K BANK	101	6.98	32	2.03
21	KARNATAKA BANK	28	2.56	11	1.52
22	KOTAK MAHINDRA BANK	208530	716.87	98828	657.66
23	SOUTH INDIAN BANK	50	1.46	40	1.06
24	YES BANK	77984	278.03	35456	207.5
25	KARUR VYSYA BANK	33	2.87	22	2.45
26	IDFC FIRST BANK	126807	493.51	69683	430.25
27	RBL BANK	628614	2134.23	335474	1968.15
	Total Private Sector Bank	3166476	24243.63	1774779	18133.22
	Total COMM. BANKS	4215190	55129.05	2190048	32413.36
CO-OPERATIVE BANKS					
28	STATE CO-OP. BANK	35089	156.21	10407	58.59
	Total Cooperative Bank	35089	156.21	10407	58.59
REGIONAL RURAL BANKS					
29	BIHAR GRAMIN BANK	927827	1418.75	367053	4623.92
	Total Region Rural Bank	927827	1418.75	367053	4623.92
SMALL FINANCE BANK					
30	JANA SMALL FIN. BANK	162345	643.67	66632	462.03
31	UJJIVAN SMALL FIN. BANK	430451	1942.32	246373	1794.59
32	UTKARSH SMALL FIN. BANK	810067	3479.28	396958	2834.14
33	ESAF SMALL FIN. BANK	88074	312.12	46646	277.69
34	UNITY SMALL FINANCE BANK	164235	601.51	581	4.49
	Total Small Financial Bank	1655172	6978.9	757190	5372.94
	TOTAL FOR BIHAR	6833278	63682.92	3324698	42468.81

STATE LEVEL BANKERS' COMMITTEE, BIHAR					
CONVENOR : STATE BANK OF INDIA					
DISTRICT WISE PROGRESS UNDER FINANCE TO WOMEN -OUTSTANDING & DISBURSEMENT FY 2025-26 AS ON 31.03.2026					
No. in Actual and Amount in Rs.Crore					
SR.	Name of District	OUTSTANDING LOANS TO WOMEN		LOANS DISBURSED TO WOMEN FROM 01 APRIL TO END OF CURRENT QUARTER	
		A/C	AMT.	A/C	AMT.
1	ARARIA	171138	1295.42	85170	980.85
2	ARWAL	24605	209.96	17105	217.78
3	AURANGABAD	109616	984.21	62563	746.04
4	BANKA	97674	628.21	34959	374.42
5	BEGUSARAI	351577	2568.19	153801	1721.22
6	BHAGALPUR	204933	2383.7	106960	1501.24
7	BHOJPUR	113949	1094.4	63902	822.7
8	BUXAR	81875	693.74	49574	535.68
9	DARBHANGA	233667	2017.23	110829	1404.24
10	GAYA	370431	2959.82	170474	1812.01
11	GOPALGANJ	138620	997.55	65753	829.01
12	JAMUI	69449	573.29	37628	441.49
13	JEHANABAD	41616	473.26	24315	335.75
14	KAIMUR (BHABUA)	75715	587.2	39207	520.23
15	KATIHAR	206979	1587.64	111100	1270.32
16	KHAGARIA	86272	803.46	40366	579.05
17	KISHANGANJ	122021	901.11	75795	847.91
18	LAKHISARAI	54955	443.04	24122	308.22
19	MADHEPURA	141576	941.52	52482	618.58
20	MADHUBANI	181344	1339.26	77483	982.76
21	MUNGER	75511	689.87	33620	461.65
22	MUZAFFARPUR	483214	4499.24	251842	3027.18
23	NALANDA	138644	1327.35	70359	988.2
24	NAWADA	97607	901.03	59495	669.08
25	PASHCHIM CHAMPARAN	183842	1411.79	83744	1053.87
26	PATNA	1013542	14864.49	473117	7352.17
27	PURBI CHAMPARAN	287829	2457.67	132382	1740.83
28	PURNIA	216391	2029.67	111844	1475.04
29	ROHTAS	129269	1229.86	67007	857.96
30	SAHARSA	97758	972.42	48371	662.86
31	SAMASTIPUR	241482	2147.72	119781	1478.97
32	SARAN	272959	1857.72	137995	1515.39
33	SHEIKHPURA	35807	319.02	14765	209.35
34	SHEOHAR	34522	204.88	10506	130.56
35	SITAMARHI	128412	1102.16	53083	788.64
36	SIWAN	240689	1623.86	116031	1246.51
37	SUPAUL	79095	733.08	33233	535.5
38	VAISHALI	198693	1828.87	103935	1425.56
	Total	6833278	63682.92	3324698	42468.81

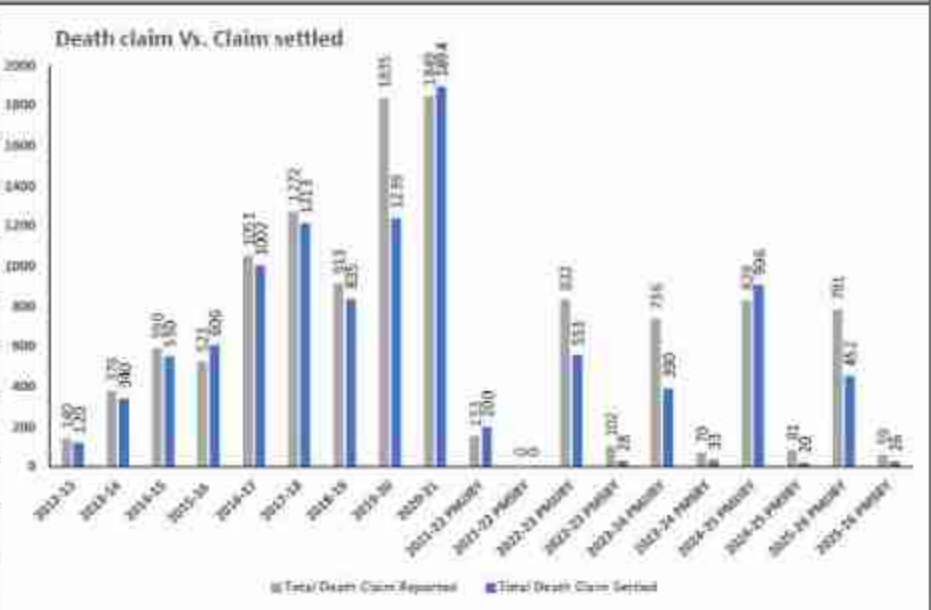
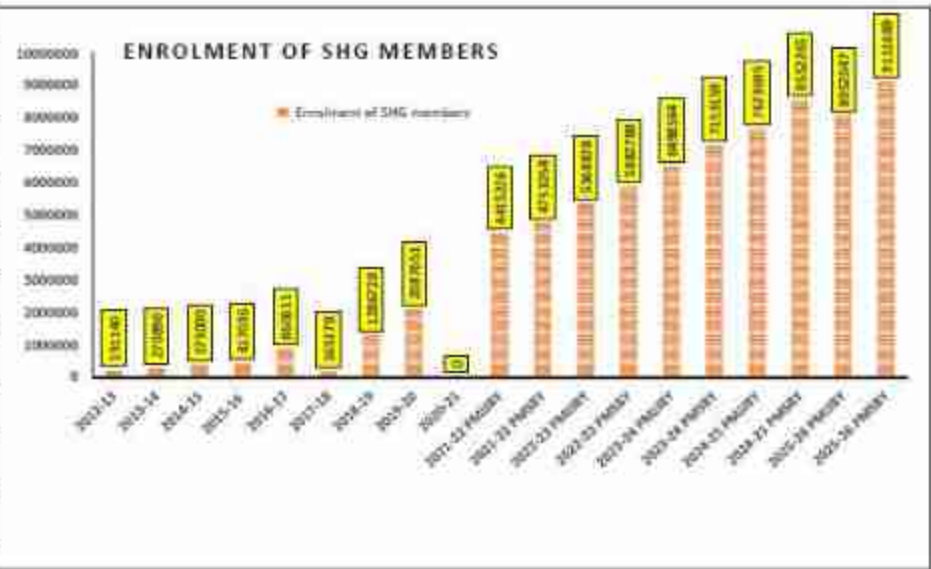
JEEVIKA- Bank-wise SHGs Bank Linkage Progress from April 2025 to March 2026 - Source JEEVIKA

S. No.	Bank Name	SHGs Saving Account Opened	Total Target of SHG Credit Linkage (1st, 2nd, 3rd, 4th & 5th) in FY-2025-26	Sum of Progress of SHGs 1st credit linkage	Sum of Progress of SHGs 2nd credit linkage	Sum of Progress of SHGs 3rd credit linkage	Sum of Progress of SHGs 4th credit linkage	Sum of Progress of SHGs 5th credit linkage	Sum of Total Credit Linkage (1st+2nd+3rd+4th+5th)	% Achie. (No.)	Sum of Progress of Credit Amount in Rs Crores (1st, 2nd, 3rd, 4th & 5th credit linkage)
1	Bank of Baroda	2896	21996	2342	2849	7256	4022	465	16934	76.99	778
2	Bank of India	2747	16232	2145	2600	6479	3298	407	14929	91.97	680
3	Bihar Gramin Bank	21494	111640	14307	30036	66495	12323	1980	125141	112.09	5640
4	Bihar State Co-operative Bank Ltd.	384	20	31	0	0	0	0	31	155.00	0.47
5	Canara Bank	894	8189	971	1121	2175	656	23	4946	60.40	208
6	Central Bank of India	4467	25242	3359	6072	13924	1912	0	25267	100.10	1119
7	ICICI Bank	3	669	22	41	93	3	0	159	23.77	7
8	IDBI Bank	12	13	10	51	14	0	0	75	576.92	2
9	Indian Bank	1672	6518	1261	1357	2271	990	4	5883	90.26	242
10	Indian Overseas Bank	7	178	9	5	63	5	0	82	46.07	4
11	Punjab National Bank	5657	22676	4446	5662	14761	5534	893	31296	138.01	1423
12	State Bank of India	9169	69182	9587	13560	32537	11514	484	67682	97.83	3045
13	UCO Bank	2551	15137	1971	3843	7951	1242	0	15007	99.14	660
14	Union Bank of India	1271	2308	824	666	1213	708	0	3411	147.79	140
Grand Total		53224	300000	41285	67863	155232	42207	4256	310843	103.61	13950

MICROINSURANCE – YEARWISE ACHIEVEMENT				
Financial Year	Enrolment of SHG members	Total Death Claim Reported	Total Death Claim Settled	Claim Settlement Amt (In Lakhs)
2012-13	191140	140	120	37.35
2013-14	270890	376	340	102.9
2014-15	373000	590	550	166.06
2015-16	417036	523	606	181.8
2016-17	860611	1051	1002	303.75
2017-18	165178	1272	1213	374.7
2018-19	1286728	913	835	1010.05
2019-20	2087651	1835	1239	2372.6
2020-21	NIL	1849	1894	3788
2021-22 PMUBBY	4415226	153	200	400
2021-22 PMSBY	4751058	0	0	0
2022-23 PMUBBY	5368878	832	553	1058.4
2022-23 PMSBY	5882788	102	28	56
2023-24 PMUBBY	6498564	736	390	771.5
2023-24 PMSBY	7153150	70	33	66
2024-25 PMUBBY	7673695	829	906	1812
2024-25 PMSBY	8552265	81	20	40
2025-26 PMUBBY	8052047	781	452	904
2025-26 PMSBY	9111689	59	26	52
Total	-	12192	10407	13497.71



MICROINSURANCE – YEARWISE ACHIEVEMENT				
Financial Year	Enrolment of SHG members	Total Death Claim Reported	Total Death Claim Settled	Claim Settlement Amt (In Lakhs)
2012-13	191140	140	120	37.35
2013-14	270890	376	340	102.9
2014-15	373000	590	550	166.66
2015-16	417036	523	606	181.8
2016-17	860611	1051	1002	303.75
2017-18	165178	1272	1213	374.7
2018-19	1286728	913	835	1010.05
2019-20	2087651	1835	1239	2372.6
2020-21	NIL	1849	1894	3788
2021-22 PMJBY	4415226	153	200	400
2021-22 PMSBY	4751058	0	0	0
2022-23 PMJBY	5366878	832	553	1058.4
2022-23 PMSBY	5882788	102	28	56
2023-24 PMJBY	6498564	736	390	771.5
2023-24 PMSBY	7153159	70	33	66
2024-25 PMJBY	7673695	829	906	1812
2024-25 PMSBY	8552265	81	20	40
2025-26 PMJBY	8052047	781	452	904
2025-26 PMSBY	9111689	59	26	52
Total	-	12192	10407	13497.71



STATE LEVEL BANKERS' COMMITTEE, BIHAR

CONVENOR : STATE BANK OF INDIA

BANK WISE TOTAL Progress under PMMY -Disbursement FY 2025-26 AS ON 31.03.2026

No. in Actual and Amount in Rs.Crore

SR.	NAME OF BANK	Shishu		Kishor		Tarun		Tarun Plus		Total	
		Account	Amount	Account	Amount	Account	Amount	Account	Amount	Account	Amount
	LEAD BANKS										
1	STATE BANK OF INDIA	59888	190.50	73337	854.84	15786	951.09	1296	189.86	150307	2186.18
2	BANK OF BARODA	1057	2.33	9031	159.60	4895	301.57	196	32.52	15179	495.99
3	CANARA BANK	4389	12.73	19546	485.27	7888	683.95	30	5.15	31853	1186.91
4	CENTRAL BANK OF INDIA	8554	219.50	9724	185.34	6104	401.63	1634	220.65	26016	1027.11
5	PUNJAB NATIONAL BANK	5406	10.41	11399	236.97	8412	661.75	386	21.18	25603	930.08
6	UNION BANK OF INDIA	1909	5.89	19460	305.78	5753	329.59	14	2.64	27136	643.87
7	UCO BANK	474	1.03	809	20.58	578	38.59	5	0.98	1886	61.07
	OTHER BANKS										
8	BANK OF INDIA	1975	5.06	4947	130.95	3337	337.80	4	0.80	12263	474.50
9	BANK OF MAHARASHTRA	37	0.10	651	12.85	284	18.57	0	0.00	972	31.48
10	INDIAN BANK	670	1.65	7497	105.47	3906	244.20	14	2.50	12087	353.80
11	INDIAN OVERSEAS BANK	1080	2.77	579	15.85	352	29.51	4	0.55	2015	48.61
12	PUNJAB AND SIND BANK	100	0.21	82	2.91	70	6.01	1	0.20	253	9.32
	Total Public Sector Bank	85539	452.18	157062	2516.41	59365	4004.26	3584	477.03	305550	7448.91
	PRIVATE BANKS										
13	AXIS BANK	73580	295.22	108887	1032.63	3658	253.96	102	13.96	186227	1595.76
14	BANDHAN BANK	137614	600.43	669410	7845.35	585	38.81	0	0.00	807609	8484.34
15	FEDERAL BANK	15	0.04	1509	57.95	92	7.16	5	0.52	1621	45.65
16	HDFC BANK	20007	88.77	74732	704.11	3367	256.50	37	5.05	98143	1054.45
17	ICICI BANK	5780	2.22	12298	113.83	1381	101.14	236	32.66	19693	249.68
18	IDBI BANK	9691	38.60	22505	231.42	1084	94.69	22	4.07	33302	368.70
19	INDUSIND BANK	312042	1178.58	253108	2872.62	119	8.18	0	0.00	565269	4059.33
20	J & K BANK	6	0.03	24	0.72	7	0.48	0	0.00	37	1.23
21	KARNATAKA BANK	0	0.00	0	0.00	1	0.04	0	0.00	1	0.04
22	KOTAK MAHINDRA BANK	16995	73.01	110180	716.88	259	16.16	0	0.00	127434	806.08
23	SOUTH INDIAN BANK	2	0.01	2	0.07	0	0.00	0	0.00	4	0.08
24	YES BANK	8475	36.93	26848	161.22	39	3.06	0	0.00	35362	201.20
25	KARUR VYSYA BANK	0	0.00	0	0.00	2	0.18	0	0.00	2	0.18
26	HDFC FIRST BANK	9301	36.56	48838	434.54	285	20.14	0	0.00	58424	491.22
27	RBL BANK	52539	233.19	281594	1717.18	227	14.48	0	0.00	334360	1964.85
	Total Private Sector Bank	646047	2583.59	1609933	15868.52	11106	814.98	402	56.26	2267488	19322.77
	Total COMM. BANKS	731586	3035.77	1766995	18384.93	70471	4819.24	3986	533.29	2573038	26771.68
	CO-OPERATIVE BANKS										
28	STATE CO-OP. BANK	0	0.00	0	0.00	0	0.00	0	0.00	0	0.00
	Total Cooperative Bank	0	0.00	0	0.00	0	0.00	0	0.00	0	0.00
	REGIONAL RURAL BANKS										
29	BIHAR GRAMIN BANK	746	1.82	1909	49.69	5418	108.06	36	8.74	8109	168.32
	Total Region Rural Bank	746	1.82	1909	49.69	5418	108.06	36	8.74	8109	168.32
	SMALL FINANCE BANK										
30	JANA SMALL FIN. BANK	163	0.73	24995	185.19	0	0.00	0	0.00	25158	185.90
31	UJIVAN SMALL FIN. BANK	50873	225.91	179614	1448.44	0	0.00	0	0.00	230487	1674.35
32	LTKARSH SMALL FIN. BANK	83225	367.94	279341	2227.00	0	0.00	0	0.00	362566	2595.07
33	ESAF SMALL FIN. BANK	5942	27.30	10902	75.02	29	2.41	0	0.00	16873	104.71
34	UNITY SMALL FINANCE BANK	0	0.00	0	0.00	0	0.00	0	0.00	0	0.00
	Total Small Financial Bank	140203	621.88	494852	3935.65	29	2.41	0	0.00	635084	4560.02
	TOTAL FOR BIHAR	872535	3659.47	2263756	22370.27	75918	4929.71	4022	542.03	3216231	31500.02

STATE LEVEL BANKERS' COMMITTEE, BIHAR

CONVENOR : STATE BANK OF INDIA

DISTRICT WISE Progress under PMMY -Disbursement FY 2025-26 AS ON 31.03.2026

No. in Actual and Amount in Rs.Crore

SR.	Name of District	Shishu		Kishor		Tarun		Tarun Plus		Total	
		Account	Amount	Account	Amount	Account	Amount	Account	Amount	Account	Amount
1	ARARIA	27429	109.34	62105	657.83	1640	105.62	66	9.29	91240	882.07
2	ARWAL	4192	15.69	8059	80.67	579	30.97	7	0.45	12837	127.79
3	AURANGABAD	14569	58.04	32261	337.32	1813	110.39	44	4.62	48687	510.32
4	BANKA	10881	44.25	25412	270.00	671	42.73	24	3.15	36988	360.13
5	BEGUSARAI	29663	117.61	82518	832.99	2108	134.71	66	9.06	114355	1094.26
6	BHAGALPUR	31117	125.57	79791	875.10	2447	163.35	97	13.16	113452	1177.12
7	BHOJPUR	15763	67.43	35264	362.86	1650	111.83	60	7.46	52737	549.51
8	BUXAR	13169	54.83	27745	278.72	1382	96.50	64	7.48	42360	437.52
9	DARBHANGA	26233	108.85	81963	762.59	2305	152.84	174	24.47	110675	1048.69
10	GAYA	66966	261.48	97985	830.76	3010	205.32	112	13.88	168073	1311.45
11	GOPALGANJ	14344	67.21	42303	431.29	1560	104.07	124	16.46	58331	619.01
12	JAMUI	14238	54.41	28590	306.10	886	59.58	32	4.12	43746	424.16
13	JEHANABAD	5512	22.61	16949	213.69	740	46.33	26	2.74	23227	285.37
14	KAIMUR (BHABUA)	10058	39.55	19555	203.28	1123	60.24	35	4.86	30781	307.92
15	KATIHAR	28567	117.98	78301	770.46	2401	161.61	126	18.96	109395	1068.96
16	KHAGARIA	14646	56.72	30230	341.42	1232	69.71	59	7.67	46167	475.55
17	KISHANGANJ	22970	91.29	56854	658.30	803	49.33	31	4.69	80658	803.58
18	LAKHISARAI	5704	23.72	16938	186.76	619	38.47	16	2.09	23277	251.02
19	MADHEPURA	10995	43.66	27379	303.12	958	65.59	64	9.15	39396	421.53
20	MADHUBANI	25195	105.88	48463	492.27	2501	156.02	130	17.61	76289	771.83
21	MUNGER	12976	50.58	21525	235.04	1035	65.43	34	4.93	35570	355.87
22	MUZAFFARPUR	47107	206.77	160198	1413.59	4288	271.57	356	46.44	211949	1938.31
23	NALANDA	14435	59.71	40589	447.33	2278	144.72	60	10.24	57362	662.06
24	NAWADA	12901	53.75	34449	366.98	1047	66.31	61	7.77	48458	494.80
25	PASHCHIM CHAMPARAN	26787	117.34	61700	624.48	2185	133.65	164	21.03	90836	896.36
26	PATNA	108443	481.75	409898	3348.76	10015	696.38	501	69.57	528857	4596.35
27	PURBI CHAMPARAN	29008	127.90	85720	850.16	3003	183.65	324	43.86	118055	1205.47
28	PURNIA	23938	109.24	74597	826.41	2483	170.73	143	20.83	101161	1127.20
29	ROHTAS	21926	88.76	38266	426.79	2288	150.56	87	10.06	62567	676.13
30	SAHARSA	10594	42.53	26683	293.01	939	59.93	41	5.69	38257	401.10
31	SAMASTIPUR	41234	172.99	90203	942.19	3616	223.91	114	15.00	135167	1354.08
32	SARAN	39320	167.37	100649	985.72	2760	168.41	212	29.20	142941	1350.61
33	SHEIKHPURA	3015	11.69	8045	96.43	626	42.86	12	1.66	11698	152.65
34	SHEOHAR	2404	9.48	5336	64.29	445	28.87	17	2.24	8202	104.87
35	SITAMARHI	16309	71.65	32070	372.52	1967	126.93	165	22.97	50511	594.00
36	SIWAN	24574	102.15	79203	793.88	2168	155.13	182	24.02	106127	1075.05
37	SUPAUL	7925	36.96	19835	251.24	1287	81.83	48	7.01	29095	377.00
38	VAISHALI	37418	162.73	76125	835.92	3060	193.63	144	18.13	116747	1210.32
	Total	872535	3659.47	2263756	22370.27	75918	4929.71	4022	542.03	3216231	31500.02

STATE LEVEL BANKERS' COMMITTEE, BIHAR

CONVENOR : STATE BANK OF INDIA

BANK WISE TOTAL OUTSTANDING & NPA OF PRADHAN MANTRI MUDRA FY 2025-26 AS ON 31.03.2026

No. In Actual and Amount in Rs.Crore

SR.	NAME OF BANK	Shishu				Kishore				Tarun				Tarun Plus				Total PMMY Loans				%Age NPA	
		Outstanding		Out of which under NPA		Outstanding		Out of which under NPA		Outstanding		Out of which under NPA		Outstanding		Out of which under NPA		Outstanding		Out of which under NPA		No.	Amt.
		No.	Amt.	No.	Amt.	No.	Amt.	No.	Amt.	No.	Amt.	No.	Amt.	No.	Amt.	No.	Amt.	No.	Amt.	No.	Amt.	No.	Amt.
	LEAD BANKS																						
1	STATE BANK OF INDIA	138125	253.16	27351	32.16	125142	1306.12	27090	135.40	20442	1237.51	2527	72.44	1310	152.95	0	0.00	283019	2949.74	56988	240.00	20.13	8.14
2	BANK OF BARODA	2278	6.93	817	2.59	14084	288.01	3467	62.98	5916	414.24	775	56.39	196	28.76	3	0.25	22474	737.94	5062	122.21	22.52	16.56
3	CANARA BANK	10271	24.71	3440	8.43	48585	915.46	8084	118.04	10440	722.86	1218	79.34	36	5.10	0	0.00	69332	1668.13	12742	205.81	18.38	12.34
4	CENTRAL BANK OF INDIA	20634	405.34	12591	176.50	15587	295.08	4702	39.74	7972	520.07	611	29.94	2288	282.69	166	15.49	46481	1503.18	18070	261.67	38.88	17.41
5	PUNJAB NATIONAL BANK	35711	75.38	25489	55.87	66988	1139.36	25416	352.37	37675	2315.28	4517	244.86	399	21.48	4	0.20	140773	3552.50	55426	653.30	39.37	18.39
6	UNION BANK OF INDIA	12537	22.93	2920	8.32	35413	520.61	7152	84.91	8850	516.48	1098	59.70	17	2.75	0	0.00	56817	1062.77	11170	152.93	19.66	14.39
7	UCO BANK	13416	29.34	7682	14.56	23930	437.25	5711	75.39	7089	492.39	557	38.66	30	5.26	0	0.00	44465	984.24	13950	126.61	31.37	13.13
	OTHER BANKS																						
8	BANK OF INDIA	62117	19.78	5725	8.31	47019	901.99	8337	129.58	47982	2700.09	2227	139.27	4	0.73	0	0.00	157122	3622.57	16289	277.16	10.37	7.65
9	BANK OF MAHARASHTRA	179	0.40	128	0.26	1461	25.32	600	8.92	332	24.97	55	3.82	0	0.00	0	0.00	1972	49.79	783	13.00	39.71	26.11
10	INDIAN BANK	4823	4.31	3503	1.36	12890	196.50	4571	42.49	6293	351.26	1650	46.88	14	2.29	0	0.00	23820	554.36	9724	90.73	40.82	16.37
11	INDIAN OVERSEAS BANK	1722	3.21	234	0.39	3399	55.59	830	7.97	1328	85.81	94	3.79	53	7.99	0	0.00	6502	152.60	1158	11.75	17.81	7.70
12	PUNJAB AND SIND BANK	204	0.34	62	0.08	703	17.06	183	2.65	496	35.00	96	8.58	7	1.22	0	0.00	1410	53.63	321	9.31	22.77	17.36
	Total Public Sector Bank	300017	845.81	89942	308.83	395001	6098.35	96123	1060.04	154815	9416.06	15425	779.67	4354	511.22	175	15.94	854187	16871.44	201663	2164.48	23.61	12.83
	PRIVATE BANKS																						
13	AXIS BANK	231241	484.64	86562	152.70	143373	1137.78	6411	25.04	7456	374.72	102	4.54	160	17.68	1	0.12	382230	2014.82	93076	182.40	24.35	9.05
14	BANDHAN BANK	141698	322.47	15852	25.99	954872	7162.34	69941	333.95	3152	129.04	122	5.08	0	0.00	0	0.00	1099722	7613.85	85715	365.02	7.79	4.79
15	FEDERAL BANK	23966	14.70	9993	13.55	5380	42.10	222	2.67	100	5.46	4	0.29	6	0.36	0	0.00	29452	62.62	10219	16.51	34.70	26.37
16	HDFC BANK	51601	115.79	6468	11.88	148917	782.99	6250	24.61	14495	576.25	1269	50.71	128	12.38	1	0.05	213141	1487.35	13988	87.25	6.56	5.87
17	IDCI BANK	2077	4.56	27	0.00	6770	90.14	556	2.17	2720	112.28	307	3.85	167	17.06	3	0.01	11734	224.04	893	6.03	7.61	2.69
18	IOBI BANK	25538	64.04	116	0.17	59482	372.25	870	12.03	2508	133.20	352	18.84	60	10.34	0	0.00	87588	599.83	1338	31.04	1.53	5.17
19	INDUSIND BANK	811710	1389.67	209071	371.17	598860	3340.96	86414	329.52	121	40.66	798	10.99	0	0.00	0	0.00	1410691	4771.29	296283	711.68	21.00	14.92
20	J & K BANK	22	0.05	1	0.00	95	1.91	5	0.13	25	1.43	0	0.00	0	0.00	0	0.00	142	3.39	6	0.13	4.23	3.83
21	KARNATAKA BANK	0	0.00	0	0.00	4	0.06	3	0.05	3	0.10	0	0.00	0	0.00	0	0.00	7	0.16	3	0.05	42.86	31.25
22	KOTAK MAHINDRA BANK	39709	76.05	3872	6.92	151721	490.12	12850	32.39	259	16.16	0	0.00	0	0.00	0	0.00	191689	582.33	16722	39.31	8.72	6.75
23	SOUTH INDIAN BANK	5	0.01	1	0.00	2	0.06	0	0.00	0	0.00	0	0.00	0	0.00	0	0.00	5	0.07	1	0.00	20.00	0.00
24	YES BANK	47048	96.19	8872	18.28	30308	155.11	438	1.63	103	5.83	0	0.00	0	0.00	0	0.00	77499	297.13	9330	19.91	12.05	7.74
25	KARUR VYSYA BANK	0	0.00	0	0.00	0	0.00	0	0.00	0	0.00	0	0.00	0	0.00	0	0.00	0	0.00	0	0.00	0.00	0.00
26	IDFC FIRST BANK	46718	141.26	8830	13.97	60510	512.81	1001	4.08	727	48.57	19	0.95	0	0.00	0	0.00	108055	702.64	9850	19.00	9.12	2.70
27	RBL BANK	215852	368.92	43521	71.10	281594	1526.30	697	3.56	227	13.42	0	0.00	0	0.00	0	0.00	495673	1908.64	44218	74.66	8.92	3.91
	Total Private Sector Bank	1635183	3078.35	392986	685.73	2439988	15614.87	185678	771.83	31896	1477.12	2973	95.25	521	57.82	5	0.18	4107588	20228.16	581642	1552.99	14.16	7.68
	Total COMM. BANKS	1935200	3924.16	482928	994.56	2834988	21713.22	281801	1831.87	186711	10893.18	18398	874.92	4875	569.04	178	16.12	4961775	37099.60	783305	3717.47	15.79	10.02
	CO-OPERATIVE BANKS																						
28	STATE CO-OP. BANK	0	0.00	0	0.00	0	0.00	0	0.00	0	0.00	0	0.00	0	0.00	0	0.00	0	0.00	0	0.00	0.00	0.00
	Total Cooperative Bank	0	0.00	0	0.00	0	0.00	0	0.00	0	0.00	0	0.00	0	0.00	0	0.00	0	0.00	0	0.00	0.00	0.00
	REGIONAL RURAL BANKS																						
29	BIHAR GRAMIN BANK	30596	126.32	20690	96.63	41869	704.46	16128	364.87	2606	136.85	495	36.92	865	99.10	103	10.76	75936	1066.73	37416	509.18	49.27	47.73
	Total Region Rural Bank	30596	126.32	20690	96.63	41869	704.46	16128	364.87	2606	136.85	495	36.92	865	99.10	103	10.76	75936	1066.73	37416	509.18	49.27	47.73
	SMALL FINANCE BANK																						
30	JANA SMALL FIN. BANK	1724	3.47	125	0.22	30719	195.26	260	1.29	0	0.00	0	0.00	0	0.00	0	0.00	32443	198.73	385	1.51	1.19	0.76
31	LIJIVAN SMALL FIN. BANK	127015	285.38	12721	23.28	281891	1524.99	9137	30.90	0	0.00	0	0.00	0	0.00	0	0.00	408906	1810.37	21858	53.78	5.35	2.97
32	UTKARSH SMALL FIN. BANK	249268	552.63	54932	114.89	512425	2675.80	67553	280.32	88	0.91	25	0.47	0	0.00	0	0.00	761779	3229.34	122510	395.68	16.08	12.25
33	ESAF SMALL FIN. BANK	37946	89.90	10779	23.85	28582	133.60	1839	6.56	30	2.18	0	0.00	0	0.00	0	0.00	86558	245.68	12618	30.41	18.96	12.38
34	UNITY SMALL FINANCE BANK	0	0.00	0	0.00	0	0.00	0	0.00	0	0.00	0	0.00	0	0.00	0	0.00	0	0.00	0	0.00	0.00	0.00
	Total Small Financial Bank	415953	931.38	78557	162.24	858617	4549.65	78789	318.67	116	3.09	25	0.47	0	0.00	0	0.00	1269686	5484.12	157371	481.38	12.39	8.78
	TOTAL FOR BIHAR	2381749	4981.86	582175	1253.43	3730475	28967.33	376718	2515.41	189433	11033.12	18918	912.31	5740	668.14	281	26.88	6307397	43650.45	978092	4708.03	15.51	10.79

STATE LEVEL BANKERS' COMMITTEE BIHAR																							
CONVENOR : STATE BANK OF INDIA																							
DISTRICT WISE TOTAL OUTSTANDING & NPA OF PRADHAN MANTRI MUDRA FY 2025-26 AS ON 31.03.2026																							
No. In Actual and Amount In Rs.Crore																							
SR.	Name of District	Shishu (Loans up to Rs. 50,000)				Kishore (Loans from Rs. 50,001 to Rs. 5.00 Lakh)				Tarun (Loans from Rs. 5.00 Lakh above to Rs. 10.00 Lakh)				Tarun Plus (Loans from Rs. 10.00 Lakh above to Rs. 20.00 Lakh)				Total PMMY Loans				%Age NPA	
		Outstanding		Out of which under NPA		Outstanding		Out of which under NPA		Outstanding		Out of which under NPA		Outstanding		Out of which under NPA		Outstanding		Out of which under NPA		No.	Amt.
		No.	Amt.	No.	Amt.	No.	Amt.	No.	Amt.	No.	Amt.	No.	Amt.	No.	Amt.	No.	Amt.	No.	Amt.	No.	Amt.		
1	ARRARIA	75749	151.80	25166	49.97	107855	757.64	13356	69.29	3611	213.69	350	16.52	67	9.75	5	0.45	187302	1132.88	38877	136.23	20.76	12.03
2	ARWAL	10825	22.35	3099	7.37	13339	117.02	1643	15.80	1402	89.50	153	6.31	13	1.42	1	0.30	25579	230.28	4896	31.78	19.14	13.80
3	AURANGABAD	40031	88.19	8319	19.38	60712	478.12	6540	56.87	4166	252.83	354	16.33	71	7.16	4	0.48	104980	826.30	15217	93.06	14.50	11.26
4	BANKA	36811	70.37	11205	20.83	51081	413.99	6924	44.53	2627	148.27	170	7.60	34	3.91	1	0.08	90553	636.54	18300	73.04	20.21	11.47
5	BEGUSARAI	76187	150.36	18377	37.83	152428	1016.20	14454	85.52	5431	324.72	514	22.58	86	9.94	3	0.16	234132	1501.22	33348	146.09	14.24	9.73
6	BHAGALPUR	75391	155.51	17018	31.75	131668	1064.25	11434	79.16	6808	408.30	498	25.66	130	15.84	7	0.98	213997	1643.90	28957	137.55	13.53	8.37
7	BHOJPUR	56915	89.64	8986	24.76	60388	457.53	6275	56.59	3463	210.36	471	22.95	102	10.58	9	0.95	100888	766.11	15741	105.23	15.61	13.70
8	BUXAR	29303	66.86	6693	17.75	47919	379.24	3553	61.82	3011	179.19	326	16.03	84	9.08	3	0.20	80317	634.37	12577	95.80	15.66	15.10
9	DARBHANGA	71912	154.44	17184	36.46	138938	871.45	12420	65.22	5616	323.97	498	25.77	282	32.95	19	1.55	216748	1382.81	30121	131.00	13.90	9.47
10	GAYA	134445	338.27	25292	54.86	176438	1181.25	29800	203.54	12337	738.66	893	48.06	165	16.91	7	0.55	343385	2275.09	35992	307.01	16.31	13.49
11	GOPALGANJ	41805	86.04	11375	21.87	75172	516.16	7808	43.87	3305	196.07	291	16.98	190	23.27	6	0.71	120472	821.54	19480	83.43	16.17	10.16
12	JAMUI	34246	63.29	7422	14.26	52071	378.65	6411	39.19	2332	132.70	291	12.25	49	5.16	9	0.65	88698	580.00	14133	66.35	15.93	11.44
13	JEHANABAD	14958	33.52	4204	12.54	28282	283.91	3331	35.50	2378	133.31	260	14.33	29	2.80	3	0.26	45647	453.54	7798	62.53	17.08	13.81
14	KAIMUR (BHABUA)	23757	47.58	3654	11.59	35083	272.45	4044	41.72	2329	134.52	273	13.48	49	5.01	4	0.24	61218	459.56	9975	67.03	16.29	14.59
15	KATIHAR	66113	136.13	13883	25.13	130423	836.46	12020	57.20	5159	312.41	341	15.84	148	18.28	1	0.11	203843	1303.28	26245	98.30	13.00	7.54
16	KHAGARIA	44224	85.67	12515	25.43	58590	440.48	7568	45.39	2725	140.82	227	9.68	76	8.95	3	0.33	105615	673.92	20313	81.03	19.23	11.99
17	KISHANGANJ	44878	86.24	8131	14.44	85920	642.88	4987	29.72	1758	91.98	170	6.42	40	5.08	2	0.23	132596	826.18	13290	50.81	10.02	6.15
18	LAKHISARAI	12964	28.35	2852	5.42	28129	223.92	2553	17.84	1380	80.96	82	3.89	37	4.26	3	0.42	42510	337.49	5492	27.57	12.92	8.17
19	MADHEPURA	36272	74.45	13914	27.10	53387	396.75	8886	47.82	2644	147.17	208	8.45	89	10.83	0	0.00	92392	629.20	23010	63.37	24.90	13.25
20	MADHUBANI	79349	170.98	25345	55.47	93051	666.18	12686	74.08	5701	338.31	479	23.75	210	25.52	8	0.82	178311	1200.99	38518	154.12	21.60	12.83
21	MUNGER	31439	67.31	7291	17.43	41380	325.75	4867	37.95	2660	154.11	312	13.94	54	7.55	4	0.32	75433	554.72	12494	69.64	16.56	12.55
22	MUZAFFARPUR	165329	305.65	45503	67.58	244894	1688.74	21630	137.32	10469	573.84	1213	51.79	465	52.81	15	1.17	421157	2621.04	66361	277.86	16.23	10.60
23	NALANDA	39468	79.53	9773	21.37	67534	614.49	8880	97.14	5414	324.14	704	36.26	89	10.32	7	0.57	112505	1028.48	19364	155.34	17.21	15.10
24	NAWADA	35378	74.69	10251	25.72	59631	450.59	7344	49.86	3834	215.00	508	22.57	85	9.24	2	0.14	98928	749.52	18105	98.29	18.30	13.11
25	PASHCHIM CHAMPARAN	79269	174.22	15748	38.72	113400	770.21	9819	57.81	4558	252.64	459	21.85	253	29.56	15	1.29	197480	1226.63	26041	119.67	13.19	9.76
26	PATNA	357073	724.35	75430	167.11	514587	3637.01	27498	210.97	21310	1355.40	3074	155.04	688	81.69	49	4.89	893658	5698.45	106051	538.01	11.87	9.44
27	PURBI CHAMPARAN	75460	178.19	21546	51.19	147313	1022.77	16852	95.81	8353	454.15	672	30.67	413	50.52	12	0.88	231539	1705.63	39082	178.55	16.88	10.47
28	PURNIA	60992	140.12	14140	30.73	125253	938.12	10456	60.29	5396	318.72	674	26.52	180	22.14	3	0.27	191821	1419.10	25273	117.81	13.18	8.30
29	ROHTAS	57789	118.07	16826	36.59	71160	576.65	10356	91.10	6152	376.17	909	46.06	118	11.77	8	1.22	135219	1082.66	26099	174.97	20.78	16.16
30	SAHARSA	38851	74.65	11227	23.44	52308	399.86	5670	39.48	4294	220.26	294	14.45	68	8.25	8	0.55	93481	703.02	17199	77.92	18.40	11.08
31	SAMASTIPUR	105471	235.31	26535	59.91	163787	1168.04	15508	99.64	6916	404.61	568	29.32	181	19.53	10	0.77	276355	1825.49	43621	189.84	15.78	10.40
32	SARAN	87097	204.19	16532	42.26	161367	1073.61	13420	82.37	6992	390.65	597	28.00	299	34.63	16	1.81	258755	1703.08	30565	154.44	11.95	9.07
33	SHEIKHPURA	9150	19.67	2983	7.03	15036	143.01	2058	17.73	1311	80.98	145	8.09	18	1.50	2	0.14	25515	245.16	5188	32.99	20.33	13.46
34	SHEOHAR	7793	15.99	2747	5.14	10085	105.15	1585	15.25	900	52.74	100	6.00	25	3.05	1	0.15	18803	176.93	4433	26.54	23.58	15.00
35	SITAMARHI	46859	95.79	14424	28.37	64840	533.52	9225	61.41	5692	305.82	435	19.17	225	27.43	9	1.08	117616	962.56	24093	110.03	20.48	11.43
36	SIWAN	64563	127.96	13650	28.25	123600	894.93	9732	61.34	5555	321.43	509	28.01	265	31.64	7	0.94	193983	1375.96	24098	118.34	12.42	8.62
37	SUPAUL	21659	33.68	6463	17.13	37424	355.88	5298	37.50	4269	233.73	208	7.24	82	8.95	5	0.37	63434	652.24	11974	62.24	18.88	9.54
38	VAISHALI	93974	192.45	24272	49.23	136002	976.27	16803	91.57	7315	400.99	686	32.27	261	30.86	10	0.85	237552	1600.57	41771	173.92	17.58	10.87
	Total	2381749	4981.86	582175	1253.43	3730475	26967.33	376718	2515.41	189433	11033.12	18918	912.31	5740	668.14	281	26.88	6307397	43650.45	978092	4708.03	15.51	10.79

STATE LEVEL BANKER'S COMMITTEE, BIHAR
(CONVENOR : STATE BANK OF INDIA)
PMEGP DATA BANK WISE(1 ST LOAN) AS ON 31.03.2026 (FY 2025-26)

Sl No.	Bank Name	No. in actual & MM in Lakh																			
		Target (KVIC)	Forwarded to Bank		Sanctioned by Bank		% Sanction	Margin Money Claimed		MM Disbursed		% Disbursement	Referred back for Rectification		Returned by Bank		% Return	Pending at bank		Pending for MM Disbursement	
		No.	No.	MM	No.	MM	No.	No.	MM	No.	MM	No.	No.	MM	No.	MM	No.	No.	MM	No.	MM
1	AXIS BANK LTD	57	195	740.39	35	81.92	61.40	10	26.75	3	3.43	5.26	6	19.49	22	56.38	11.28	143	588.67	10	26.75
2	BANDHAN BANK LTD	67	48	133.32	0	0.00	0.00	0	0.00	0	0.00	0.00	0	0	7	15.61	14.58	41	117.81	0	0.00
3	BANK OF BARODA	159	952	4042.71	207	972.25	130.19	427	1649.20	217	846.19	136.48	156	569.44	267	995.26	28.05	491	2180.32	293	1145.19
4	BANK OF INDIA	176	1390	5084.03	299	944.29	169.89	532	1435.85	243	625.39	138.07	227	589.65	582	2101.09	41.87	523	2062.48	431	1178.22
5	BANK OF MAHARASHTRA	22	150	472.91	41	51.25	186.36	73	127.88	17	39.31	77.27	42	32.21	112	418.44	74.87	3	9.14	82	96.44
6	BIHAR GRAMIN BANK	273	1737	5270.17	246	535.32	60.11	624	1222.26	595	1112.99	214.29	213	407.96	1299	4041.39	74.78	199	661.85	308	597.19
7	CANARA BANK	176	1181	4837.36	316	1196.57	178.98	540	1798.49	386	1150.81	219.32	128	428.5	688	2839.12	58.26	182	776.59	263	951.23
8	CENTRAL BANK OF INDIA	282	1477	8081.92	363	1714.33	128.72	745	3286.40	392	1673.33	139.01	196	845.98	891	3480.80	69.32	232	1017.93	490	2120.23
9	COB BANK LIMITED	0	1	7.00	0	0.00	0.00	0	0.00	0	0.00	0.00	0	0	0	0.00	0.00	1	7.00	0	0.00
10	FEDERAL BANK	6	8	16.60	0	0.00	0.00	0	0.00	1	17.42	20.00	0	0	1	0.50	12.50	7	15.10	0	0.00
11	HDFC BANK	63	320	1580.06	18	50.26	33.96	33	107.18	11	30.17	20.75	15	54.62	46	213.71	15.00	262	1298.46	29	94.76
12	ICICI BANK LTD	62	189	657.02	35	137.94	67.31	62	136.97	8	6.78	15.38	30	60.08	80	284.83	42.33	75	234.16	48	136.94
13	IDBI BANK	56	191	852.97	60	312.95	107.14	59	222.78	37	150.41	88.07	24	77.83	126	508.85	85.45	8	42.51	40	136.41
14	IDFC FIRST BANK LTD	0	2	5.63	0	0.00	0.00	0	0.00	0	0.00	0.00	0	0	2	5.63	100.00	0	0.00	0	0.00
15	INDIAN BANK	150	957	3794.20	171	674.06	114.00	418	1411.33	246	786.60	164.00	163	587.11	436	1671.12	45.68	361	1474.86	286	969.59
16	INDIAN OVERSEAS BANK	46	247	953.30	91	345.86	197.83	95	423.77	64	235.98	139.13	30	167.9	104	380.32	42.11	54	228.66	53	253.57
17	INDUSIND BANK	19	8	18.04	0	0.00	0.00	0	0.00	0	0.00	0.00	0	0	0	0.00	0.00	6	18.04	0	0.00
18	J & K BANK	1	0	0.00	0	0.00	0.00	0	0.00	0	0.00	0.00	0	0	0	0.00	0.00	0	0.00	0	0.00
19	KARNATAKA BANK LTD	1	1	1.31	0	0.00	0.00	1	1.50	1	3.11	100.00	1	1.5	0	0.00	0.00	1	1.31	1	1.50
20	KARUR VYSYA BANK	0	1	7.00	0	0.00	0.00	0	0.00	0	0.00	0.00	0	0	0	0.00	0.00	1	7.00	0	0.00
21	KOTAK MAHINDRA BANK LTD	10	22	79.66	0	0.00	0.00	0	0.00	0	0.00	0.00	0	0	0	0.00	0.00	22	79.66	0	0.00
22	PUNJAB AND SIND BANK	11	56	259.56	11	53.82	100.00	22	84.74	9	24.41	61.82	5	9.75	27	105.80	49.09	18	103.70	16	49.38
23	PUNJAB NATIONAL BANK	375	3476	13382.57	523	1872.69	139.47	1261	4108.40	774	2441.11	206.40	452	1384.2	2442	9135.05	70.25	610	2380.65	841	2732.53
24	SOUTH INDIAN BANK	0	1	6.22	0	0	0.00	0	0	0	0	0.00	0	0	0	0	0.00	1	6.22	0	0
25	STATE BANK OF INDIA	484	5634	20739.05	622	1541.72	128.51	1245	3066.61	1010	2427.84	208.68	249	539.64	3069	11160.49	54.47	1952	7633.08	609	1540.72
26	UCO BANK	141	911	2879.55	247	720.28	175.18	601	1554.66	310	843.66	219.68	226	593.52	662	2080.55	71.57	12	74.5	389	1026.05
27	UNION BANK OF INDIA	142	721	2971.57	178	778.35	125.35	504	1624.66	298	1000.68	202.82	168	432.2	448	1787.61	62.14	97	405.93	336	1117.71
Total		2758	19875	74873.11	3462	11961.66	125.53	7242	22271.43	4602	13419.48	166.86	2331	6791.43	11302	41260.25	56.87	5204	21391.63	4485	14176.39

STATE LEVEL BANKER'S COMMITTEE, BIHAR

(CONVENOR : STATE BANK OF INDIA)

PMEGP DATA DISTRICT WISE(1ST LOAN) AS ON 31.03.2026 (FY 2025-26)

No. in actual & MM in Lakh

S.N	District Name	Target		Forwarded to Bank		Sanctioned by Bank		%	Margin Money Claimed		Disbursement Made by Bank		%	No of Applications returned by Bank		%	Pending at Bank		Pending for MM Disbursement	
		No.	MM	No.	MM	No.	MM	Sanction	No.	MM	No.	MM	Disbursement	No.	MM	Return	No.	MM	No.	MM
1	ARARIA	71	314	998.83	84	219.78	118.31	135	334.98	71	172.37	100.00	192	612.9	61.15	42	145.06	94	237.56	
2	ARWAL	63	205	794.05	47	154.97	74.60	49	133.48	32	81.93	50.79	118	464.62	57.66	40	173.91	34	91.38	
3	AURANGABAD	78	644	2307.4	72	266.24	92.31	149	457.82	92	263.6	117.95	481	1563.77	74.69	93	394.01	92	265.4	
4	BANKA	89	438	1456.42	112	244.1	162.32	228	388.98	149	249.97	215.94	315	949.94	64.55	61	240.42	118	209.1	
5	BEGUSARAI	72	425	1450.44	110	369.96	162.78	321	897.08	185	377.86	256.94	239	793.24	55.63	78	293.38	198	488.56	
6	BHAGALPUR	61	618	2038.37	120	389.29	196.72	355	925.38	254	641.8	418.39	349	1077.94	56.47	151	592.08	203	526	
7	BHOJPUR	72	631	2409.74	81	290.12	112.50	174	506.39	82	217.31	113.89	353	1334.91	55.94	198	803.96	123	372.25	
8	BUXAR	72	414	1378.39	73	222.82	101.39	113	319.71	79	215.66	109.72	159	525.64	38.41	180	616.44	70	195	
9	DARBHANGA	74	491	2003.26	91	284.29	122.97	269	767.16	160	422.16	216.22	282	1184.36	57.43	130	533.42	177	501.03	
10	GAYA	73	853	3189	113	408.77	154.79	257	840.1	205	632.67	280.82	522	1684.61	61.20	216	866.78	110	397.27	
11	GOPALGANJ	78	454	1769.33	86	305.33	113.16	135	463.57	100	328.14	131.56	299	1214.2	65.66	73	263.2	83	266.78	
12	JAMUI	77	545	1842.12	84	217.11	109.09	114	296.49	51	115.08	66.23	267	889.65	48.90	199	726.3	87	231.64	
13	JEHANABAD	68	248	973.58	51	258.67	77.27	85	232.37	44	148.22	66.67	165	596.11	67.07	30	113.15	48	164.12	
14	KAIMUR (BHABHUA)	70	357	1185.08	61	180.55	87.14	131	420.46	95	308.29	135.71	215	713.42	60.22	82	267.9	65	195.9	
15	KATIHAR	77	434	1589.4	109	384.88	141.56	150	459.79	119	325.18	154.65	208	779.43	47.93	114	404.99	94	256.96	
16	KHAGARIA	69	382	1270.38	96	262.65	139.13	158	397.35	75	185.93	108.70	180	619.32	47.12	108	369.22	126	327.8	
17	KISHANGANJ	71	395	1217.57	65	153.24	91.55	81	205.68	58	157.47	81.69	192	610.83	48.61	138	432.69	48	110.53	
18	LAKHISARAI	70	300	858.23	55	148.16	80.00	71	216.78	38	105.89	54.29	131	367.27	43.67	114	361.7	51	171.04	
19	MADHEPURA	70	400	1174.57	61	148.16	87.14	112	254.42	62	140.58	88.57	318	945.08	79.50	21	60.18	67	147.27	
20	MADHUBANI	79	720	2661.68	130	442.51	164.56	313	837.84	143	377.17	181.01	501	1837.3	69.58	91	335.26	238	622.79	
21	MUNGER	64	359	891.75	71	163.17	110.94	141	275.44	121	199.59	189.08	145	362.32	40.39	146	378.79	85	185.11	
22	MUZAFFARPUR	80	713	3362.5	142	573.95	177.50	380	1340.37	226	759.71	282.50	266	1205.15	37.31	318	1606.18	226	786.2	
23	NALANDA	77	591	2361.64	85	311.94	111.69	282	956.74	153	526.35	198.70	389	1492.35	65.82	120	598.35	160	591.24	
24	NAWADA	67	346	1370.61	63	262.72	94.03	98	407.67	78	313.32	116.42	238	931.39	68.79	47	197.95	67	269.69	
25	PASHCHIM CHAMPARAN	71	664	2604.87	104	410.25	146.48	166	529.81	147	477.19	207.04	497	1879.46	74.85	70	317.64	97	380.77	
26	PATNA	110	1049	4939.29	187	1046.22	170.00	465	1937.22	271	1053.1	246.38	478	2021.15	45.67	391	1893.2	289	1282.12	
27	PURBI CHAMPARAN	73	718	3240.08	98	349.25	134.25	283	1002.11	170	512.94	232.88	248	1108.24	34.54	376	1759.74	174	654.64	
28	PURNIA	71	584	1836.7	96	264.73	135.21	185	527.17	156	421	219.72	413	1305.48	70.72	79	250.27	95	268.14	
29	ROHTAS	69	1153	3783.89	118	350.77	171.01	274	791.37	166	443.77	240.58	844	2692.97	73.20	195	742.11	160	477.68	
30	SAHARSA	69	436	1292.55	74	173.86	107.25	146	321.48	82	184.71	118.84	163	435.55	35.09	210	660.29	86	208.88	
31	SAMASTIPUR	69	573	2140.94	104	382.09	150.72	314	857.19	200	564.14	289.88	369	1342.07	64.40	104	423.43	192	586.07	
32	SARAN	74	636	3009.48	102	464.94	137.84	178	719.83	115	457.81	155.41	331	1487.11	52.04	204	1026.18	123	511.95	
33	SHEIKHPURA	76	355	1054.55	65	178.97	85.53	75	173.93	53	132.7	89.74	249	703.35	69.84	44	175.44	47	100.92	
34	SHEOHAR	72	217	620.3	50	143.79	69.44	86	135.96	35	78.48	50.00	88	255.28	40.56	78	213.68	45	95.68	
35	SITAMARHI	68	477	1949.35	73	258.21	107.35	195	663.79	130	408.81	191.18	269	1074.11	56.39	138	581.32	117	407.95	
36	SIWAN	78	700	3299.91	135	577.04	173.08	220	813.07	154	505.67	197.44	345	1506.95	49.29	228	1104.7	144	541.74	
37	SUPAUL	68	311	1120.85	88	240.84	129.41	156	426.64	93	277.85	136.76	132	509.5	42.44	91	347.27	101	269.68	
38	VAISHALI	72	673	3422.45	104	518.43	144.44	257	1134.03	157	653.88	216.06	383	1773.92	53.64	210	1142.04	150	691.8	
	Total	2758	19873	74863.73	3452	11961.66	125.53	7242	22271.43	4502	13419.48	166.86	11390	41250.87	56.86	5204	21391.63	4485	14176.39	

State Level Banker's Committee, Bihar																					
(Convenor: State Bank of India)																					
PMEGP 2nd LOAN BANK WISE PERFORMANCE AS ON 31.03.2026 (FY 2025 - 26)																					
(No. in actual & MM in Lakhs)																					
Sl. No.	Bank Name	Target	Forwarded to Bank		Sanctioned by Bank		% Sanction	MM Claimed		MM Disbursed		% Disbursed	Referred back for Rectification		Returned by Bank		% Returned	Pending at bank		Pending for MM Disbursement	
		No.	No.	MM	No.	MM	No.	No.	MM	No.	MM	No.	No.	MM	No.	MM	No.	No.	MM	No.	MM
1	BANK OF BARODA	6	6	19	1	7.80	16.67	4	37.68	0	0.00	0.00	4	37.68	2	5.40	33.33	4	20.28	4	37.68
2	BANK OF INDIA	7	6	35.25	1	12.00	14.29	3	5.67	1	1.17	14.29	2	4.50	0	0.00	0.00	5	23.25	2	4.50
3	BANK OF MAHARASHTRA	2	0	0.00	0	0.00	0.00	0	0.00	0	0.00	0.00	0	0.00	0	0.00	0.00	0	0.00	0	0.00
4	BIHAR GRAMIN BANK	2	4	11.04	2	3.00	100.00	6	15.00	1	0.75	50.00	5	14.25	1	6.00	50.00	2	1.95	5	14.25
5	CANARA BANK	6	7	62.23	3	13.20	50.00	4	27.15	3	24.15	50.00	2	10.50	3	23.73	60.00	2	16.80	2	10.50
6	CENTRAL BANK OF INDIA	8	10	45.12	4	14	50.00	3	9.00	1	14.72	12.50	3	9.93	2	5.75	25.00	4	26.73	3	9.93
7	IDBI Bank	0	1	7.5	0	0	0.00	0	0	0	0	0.00	0	0	0	0	0.00	1	7.5	0	0
8	INDIAN BANK	6	4	24.00	2	1.50	4240.00	3	10.00	0	0.00	0.00	3	10.32	0	0.00	0.00	3	22.20	3	10.32
9	INDIAN OVERSEAS BANK	4	1	4.00	0	0.00	0.00	1	1.80	1	1.80	25.00	0	0.00	0	0.00	0.00	1	4.00	0	0.00
10	PUNJAB AND SIND BANK	2	0	0.00	0	0.00	0.00	0	0.00	0	0.00	0.00	0	0.00	0	0.00	0.00	0	0.00	0	0.00
11	PUNJAB NATIONAL BANK	12	26	128.21	3	21.00	25.00	7	31.24	0	0.00	0.00	7	31.24	1	2.55	8.33	22	102.96	7	31.24
12	STATE BANK OF INDIA	17	12	41.75	2	3.00	11.76	1	3.89	0	0.00	0.00	1	3.89	0	0.00	0.00	11	38.56	1	3.89
13	UCO BANK	6	5	23.00	2	3.00	33.33	3	6.48	0	0.00	0.00	3	6.48	0	0.00	0.00	3	18.75	3	6.48
14	UNION BANK OF INDIA	6	3	19.00	0	0.00	0.00	4	11.04	0	0.00	0.00	4	11.04	0	0.00	0.00	3	16.63	4	11.04
	Total	83	85	410.10	19	78.5	22.89	39	158.95	7	42.59	8.43	34	139.83	9	44.43	10.84	61	392.62	34	139.83

State Level Banker's Committee, Bihar

(Convenor: State Bank of India)

PMEGP 2nd LOAN DISTRICT WISE PERFORMANCE AS ON 31.03.2026 (FY 2025 - 26)

(No. in actual & MM in Lakhs)

Sl.	District Name	Target	Forwarded to Bank		Sanctioned by Bank		% Sanctioned	MM Claimed		Disbursement		% Disbursed	Rejected by Bank		% Rejected	Pending at Bank
		No.	No.	MM	No.	MM	No.	MM	MM	No.	MM	No.	No.	MM	No.	No.
1	SHEIKHPURA	2	0	0.00	0	0.00	0.00	1	15.50	1	15.00	50.00	0	0.00	0.00	0
2	ARWAL	2	2	12.00	0	0.00	0.00	0	0.00	1	14.72	50.00	0	0.00	0.00	1
3	JEHANABAD	2	0	0.00	0	0.00	0.00	0	0.00	1	7.50	50.00	0	0.00	0.00	0
4	JAMUI	2	1	2.70	0	0.00	0.00	2	8.07	1	1.65	50.00	1	2.70	50.00	0
5	PASHCHIM CHAMPARAN	3	11	68.00	3	21.00	100.00	2	8.05	1	1.80	33.33	1	2.55	33.33	7
6	PATNA	3	5	50.00	2	22.00	86.97	3	20.32	1	1.17	33.33	0	0.00	0.00	3
7	PURBI CHAMPARAN	2	6	23.00	0	0.00	0.00	3	3.25	1	0.75	50.00	1	2.70	50.00	5
8	ARARIA	2	2	18.00	0	0.00	0.00	1	5.00	0	0.00	0.00	0	0.00	0.00	2
9	AURANGABAD	2	1	1.20	0	0.00	0.00	0	0.00	0	0.00	0.00	0	0.00	0.00	1
10	BANKA	2	0	0.00	0	0.00	0.00	0	0.00	0	0.00	0.00	0	0.00	0.00	0
11	BEGUSARAI	2	5	22.50	0	0.00	0.00	1	2.25	0	0.00	0.00	2	10.50	100.00	3
12	BHAGALPUR	3	1	3.75	0	0.00	0.00	0	0.00	0	0.00	0.00	0	0.00	0.00	2
13	BHOJPUR	2	5	21.00	2	3.00	100.00	1	1.50	0	0.00	0.00	1	13.23	50.00	3
14	BUXAR	2	1	15.00	1	1.50	50.00	2	2.19	0	0.00	0.00	0	0.00	0.00	1
15	DARBHANGA	2	2	12.75	0	0.00	0.00	1	1.43	0	0.00	0.00	0	0.00	0.00	2
16	GAYA	3	2	11.00	0	0.00	0.00	1	2.00	0	0.00	0.00	0	0.00	0.00	2
17	GOPALGANJ	2	1	3.50	1	3.50	50.00	1	14.00	0	0.00	0.00	0	0.00	0.00	1
18	KAIMUR (BHABHUA)	2	0	0.00	0	0.00	0.00	0	0.00	0	0.00	0.00	0	0.00	0.00	1
19	KATIHAR	2	0	0.00	0	0.00	0.00	0	0.00	0	0.00	0.00	0	0.00	0.00	0
20	KHAGARIA	2	1	1.50	1	1.50	50.00	2	5.00	0	0.00	0.00	0	0.00	0.00	0
21	KISHANGANJ	2	1	3.75	0	0.00	0.00	0	0.00	0	0.00	0.00	0	0.00	0.00	1
22	LAKHISARAI	2	1	0.75	0	0.00	0.00	0	0.00	0	0.00	0.00	0	0.00	0.00	1
23	MADHEPURA	2	2	5.50	1	1.50	50.00	0	0.00	0	0.00	0.00	0	0.00	0.00	1
24	MADHUBANI	2	2	14.00	0	0.00	0.00	0	0.00	0	0.00	0.00	0	0.00	0.00	2
25	MUNGER	2	0	0.00	0	0.00	0.00	0	0.00	0	0.00	0.00	0	0.00	0.00	0
26	MUZAFFARPUR	4	2	8.70	0	0.00	0.00	3	6.50	0	0.00	0.00	0	0.00	0.00	2
27	NALANDA	2	5	16.50	1	4.50	50.00	4	15.00	0	0.00	0.00	1	3.75	50.00	3
28	NAWADA	2	3	12.50	0	0.00	0.00	1	3.00	0	0.00	0.00	0	0.00	0.00	3
29	PURNIA	2	0	0.00	0	0.00	0.00	0	0.00	0	0.00	0.00	0	0.00	0.00	0
30	ROHTAS	2	3	17.00	0	0.00	0.00	0	0.00	0	0.00	0.00	1	5.00	50.00	2
31	SAHARSA	2	1	1.50	0	0.00	0.00	0	0.00	0	0.00	0.00	0	0.00	0.00	1
32	SAMASTIPUR	3	3	19.25	0	0.00	0.00	1	2.49	0	0.00	0.00	1	3.00	33.33	2
33	SARAN	2	4	13.00	1	1.50	50.00	4	17.00	0	0.00	0.00	0	0.00	0.00	2
34	SHEOHAR	2	1	1.50	1	1.50	50.00	1	1.30	0	0.00	0.00	0	0.00	0.00	0
35	SITAMARHI	2	2	13.00	1	8.00	50.00	1	7.50	0	0.00	0.00	0	0.00	0.00	1
36	SIVAN	2	1	1.50	0	0.00	0.00	1	0.75	0	0.00	0.00	0	0.00	0.00	2
37	SUPAUL	2	3	3.75	1	1.50	50.00	1	1.50	0	0.00	0.00	0	0.00	0.00	1
38	VAISHALI	2	5	12.00	3	9.50	150.00	1	15.35	0	0.00	0.00	0	0.00	0.00	3
	Total	83	85	410.10	19	78.50	22.89	39	158.95	7	42.59	8.43	9	44.43	10.84	51

STATE LEVEL BANKER'S COMMITTEE, BIHAR

(CONVENOR : STATE BANK OF INDIA)

PMFME DATA 01.04.2025 TO 31.03.2026 (SOURCE : PMFME PORTAL)

SN	Bank Name	TARGET	Loan Under Process	Loan Sanctioned	% Sanction	Loan Disbursed	% Disbursed	Loan Rejected	Grand Total
		(No.)	(No.)	(No.)	(No.)	(No.)	(No.)	(No.)	(No.)
1	BIHAR GRAMIN BANK	1614	971	977	60.53	560	34.70	3789	5737
2	BANK OF MAHARASHTRA	100	25	102	102.00	84	84.00	342	469
3	UCO BANK	518	917	460	88.80	329	63.51	1119	2496
4	PUNJAB NATIONAL BANK	1450	879	1283	88.48	1011	69.72	5256	7418
5	BANK OF INDIA	790	477	639	80.89	511	64.68	2335	3451
6	HDFC BANK	249	754	70	28.11	49	19.68	867	1691
7	CANARA BANK	696	403	587	84.34	449	64.51	1662	2652
8	INDIAN BANK	653	192	529	81.01	278	42.57	1240	1961
9	INDIAN OVERSEAS BANK	129	55	134	103.88	94	72.87	205	394
10	STATE BANK OF INDIA	1805	1134	1502	83.21	937	51.91	8973	11609
11	BANK OF BARODA	653	457	525	80.40	307	47.01	2200	3182
12	PUNJAB AND SIND BANK	38	41	31	81.58	24	63.16	49	121
13	UNION BANK OF INDIA	523	256	270	51.63	177	33.84	1080	1606
14	CENTRAL BANK OF INDIA	985	434	627	63.65	336	34.11	2250	3311
15	IDBI BANK	127	173	102	80.31	87	68.50	257	532
16	ICICI BANK LIMITED	216	225	129	59.72	95	43.98	369	723
17	AXIS BANK	268	425	4	1.49	0	0.00	45	474
18	BANDHAN BANK LIMITED	100	392	1	1.00	0	0.00	20	413
19	INDUSIND BANK	86	88	0	0.00	0	0.00	0	88
Total		11000	8298	7972	72.47	5328	48.44	32058	48328

STATE LEVEL BANKER'S COMMITTEE, BIHAR

(CONVENOR : STATE BANK OF INDIA)

PMFME DATA 01.04.2025 TO 31.03.2026 (SOURCE : PMFME PORTAL)

S.No.	District	TARGET	Loan Under Process	Loan Sanctioned	% Sanction	Loan Disbursed	% Disbursed	Loan Rejected	Grand Total
		(No.)	(No.)	(No.)	(No.)	(No.)	(No.)	(No.)	(No.)
1	Araria	210	91	140	66.67	77	36.67	544	775
2	Arwal	90	41	70	77.78	39	43.33	132	243
3	Aurangabad	240	146	181	75.42	97	40.42	678	1005
4	Banka	180	195	131	72.78	97	53.89	392	718
5	Begusarai	360	269	293	81.39	208	57.78	612	1174
6	Bhagalpur	470	468	307	65.32	198	42.13	1325	2100
7	Bhojpur	340	332	240	70.59	155	45.59	972	1544
8	Buxar	190	184	208	109.47	160	84.21	470	862
9	Darbhanga	410	258	281	68.54	165	40.24	1144	1683
10	Gaya	450	309	289	64.22	194	43.11	1224	1822
11	Gopalganj	280	242	210	75.00	141	50.36	951	1403
12	Jamui	130	102	127	97.69	100	76.92	255	484
13	Jehanabad	140	58	89	63.57	66	47.14	284	431
14	Kaimur (Bhabua)	170	104	108	63.53	80	47.06	319	531
15	Katihar	270	167	183	67.78	120	44.44	894	1244
16	Khagaria	170	107	159	93.53	124	72.94	487	753
17	Kishanganj	140	96	131	93.57	86	61.43	646	873
18	Lakhisarai	110	74	76	69.09	56	50.91	248	398
19	Madhepura	180	91	138	76.67	63	35.00	477	706
20	Madhubani	370	160	237	64.05	151	40.81	1030	1427
21	Munger	240	195	158	65.83	108	45.00	339	692
22	Muzaffarpur	610	507	409	67.05	261	42.79	2124	3040
23	Nalanda	340	152	215	63.24	144	42.35	804	1171
24	Nawada	160	90	134	83.75	86	53.75	402	626
25	Pashchim Champaran	340	263	236	69.41	166	48.82	937	1436
26	Patna	830	865	578	69.64	400	48.19	1591	3034
27	Purbi Champaran	440	339	306	69.55	194	44.09	1320	1965
28	Purnia	380	234	203	53.42	150	39.47	1254	1691
29	Rohtas	340	260	250	73.53	155	45.59	767	1277
30	Saharsa	220	260	135	61.36	87	39.55	1163	1558
31	Samastipur	450	416	365	81.11	236	52.44	1373	2154
32	Saran	340	238	251	73.82	181	53.24	1027	1516
33	Sheikhpura	90	46	67	74.44	44	48.89	217	330
34	Sheohar	80	35	79	98.75	60	75.00	320	434
35	Sitamarhi	360	181	280	77.78	167	46.39	2040	2501
36	Siwan	300	275	281	93.67	205	68.33	1081	1637
37	Supaul	220	109	172	78.18	131	59.55	934	1215
38	Vaishali	360	339	255	70.83	176	48.89	1281	1875
TOTAL		11000	8298	7972	72.47	5,328	48.44	32058	48328

State Level Banker's Committee, Bihar

(Convenor: State Bank of India)

AIF Status-Bihar as on 30.03.2026

(No. in actual)

S.No.	Bank Name	Approved	Denied by GOI	Disbursed	Pending Information	Rejected	Submitted	Verified by PMU	Verified by StCB	Verified by DCCB	Grand Total
1	State Bank of India	132	56	696	262	306	2	59	0	0	1513
2	Punjab National Bank	18	48	460	107	196	4	33	0	0	866
3	Bank Of India	3	15	357	38	75	0	21	0	0	509
4	HDFC Bank	30	26	150	43	69	1	41	0	0	360
5	Canara Bank	9	7	144	54	37	0	4	0	0	255
6	Bank Of Baroda	9	12	140	23	71	0	8	0	0	263
7	UCO Bank	16	4	74	24	37	2	8	0	0	165
8	Union Bank of India	7	9	67	32	27	1	6	0	0	149
9	Indian Bank	4	10	55	38	20	0	2	0	0	129
10	Central Bank Of India	19	14	41	36	19	0	18	0	0	147
11	IDBI Bank LTD	1	0	19	3	7	0	0	0	0	30
12	Bihar Gramin Bank	1	5	20	22	9	0	3	0	0	60
13	Bihar State Co-op Bank	16	7	12	26	6	0	16	3	1	87
14	Bank of Maharashtra	0	2	5	3	4	0	0	0	0	14
15	ICICI Bank	0	1	3	8	13	0	0	0	0	25
16	Axis Bank	0	11	3	13	39	0	2	0	0	68
17	Indian Overseas Bank	0	3	2	3	0	0	1	0	0	9
18	Karnataka Bank	0	0	2	1	2	0	0	0	0	5
19	Federal Bank Ltd	0	0	1	0	1	0	0	0	0	2
20	Kotak Mahindra Bank	0	2	1	4	1	0	0	0	0	8
21	Punjab and Sind Bank	0	0	1	2	2	0	2	0	0	7
22	Bandhan Bank Ltd	0	1	0	3	0	0	3	0	0	7
23	IDFC First Bank Ltd.	0	0	0	1	0	0	0	0	0	1
24	J&K Bank	0	0	0	2	0	0	0	0	0	2
25	Yes Bank LTD	0	1	0	0	1	0	0	0	0	2
26	Others	1	1	1	5	7	1	2	0	0	18
Grand Total		266	235	2254	753	949	11	229	3	1	4701

State Level Banker's Committee, Bihar

(Convenor: State Bank of India)

PM Vishwakarma Status as on 31.03.2026

Sr. No.	Bank	Application Forwarded		Applications Sanctioned (No.)	% Sanction (No.)	Applications Disbursed (No.)	Application Under Process (No.)	Application Rejected (No.)
		No.	Amount (In Lakh)					
1	AXIS BANK	101	98.88	7	6.93	7	87	7
2	Bandhan Bank	48	47.35	0	0.00	0	41	7
3	BANK OF BARODA	5814	5733.14	760	13.07	655	299	4755
4	BANK OF INDIA	5679	5605.51	803	14.14	662	920	3956
5	BANK OF MAHARASHTRA	127	124.70	63	49.61	51	5	59
6	BIHAR GRAMIN BANK	5059	4983.32	424	8.38	352	495	4140
7	CANARA BANK	2513	2479.70	928	36.93	766	209	1376
8	CENTRAL BANK OF INDIA	8113	8018.95	1788	22.04	1008	879	5446
9	HDFC BANK LTD	459	452.81	16	3.49	10	71	372
10	ICICI BANK LTD	87	85.80	4	4.60	3	15	68
11	IDBI BANK LTD	293	289.73	6	2.05	5	31	256
12	IDFC FIRST Bank LTD.	1	1.00	0	0.00	0	1	0
13	INDIAN BANK	3646	3605.07	828	22.71	639	166	2652
14	INDIAN OVERSEAS BANK	225	222.70	132	58.67	106	13	80
15	INDUSIND BANK LIMITED	477	472.05	0	0.00	0	475	2
16	KOTAK MAHINDRA BANK	48	47.58	14	29.17	14	10	24
17	PUNJAB AND SIND BANK	65	64.29	44	67.69	44	0	21
18	PUNJAB NATIONAL BANK	13415	13255.22	4667	34.79	4391	553	8195
19	RBL Bank	4	4.00	0	0.00	0	4	0
20	STATE BANK OF INDIA	33696	33237.55	12954	38.44	11611	3264	17478
21	THE FEDERAL BANK LTD	16	15.50	0	0.00	0	1	15
22	UCO BANK	3277	3198.57	1183	36.10	1020	196	1898
23	Ujjivan Small Finance Bank	2	2.00	0	0.00	0	2	0
24	UNION BANK OF INDIA	2269	2243.07	459	20.23	365	340	1470
25	Utkarsh Small Finance Bank	29	26.96	2	6.90	2	27	0
26	YES BANK LTD	1	1.00	0	0.00	0	0	1
27	Others	45	42.80	0	0.00	0	44	1
Grand Total		85509	84359.27	25082	29.33	21711	8148	52279

State Level Banker's Committee, Bihar

(Convenor: State Bank of India)

PM Vishwakarma Status as on 31.03.2026

Sr. No.	Bank	Application Forwarded		Applications Sanctioned (No.)	% Sanction (No.)	Applications Disbursed (No.)	Application Under Process (No.)	Application Rejected (No.)
		No.	Amount (In Lakh)					
1	ARARIA	1944	1916.88	287	14.76	222	137	1520
2	ARWAL	150	147.20	63	42.00	61	12	75
3	AURANGABAD	578	563.33	188	32.53	168	148	242
4	BANKA	1607	1557.63	472	29.37	440	103	1032
5	BEGUSARAI	1171	1147.13	473	40.39	434	120	578
6	BHAGALPUR	4168	4101.88	1251	30.01	1142	319	2588
7	BHOJPUR	756	741.36	285	37.70	209	54	417
8	BUXAR	549	536.97	183	33.33	138	73	293
9	DARBHANGA	1293	1285.61	570	44.08	491	108	615
10	GAYA	2043	2012.37	848	41.51	778	107	1088
11	GOPALGANJ	771	758.36	260	33.72	221	74	437
12	JAMUI	2413	2360.10	619	25.65	521	210	1584
13	JEHANABAD	488	479.12	229	46.93	207	38	221
14	KAIMUR (BHABUA)	626	615.35	242	38.66	218	64	320
15	KATI HAR	1597	1576.38	597	37.38	528	104	896
16	KHAGARIA	834	823.14	261	31.29	229	100	473
17	KISHANGANJ	966	958.13	394	40.79	340	31	541
18	LAKHISARAI	768	755.97	344	44.79	287	75	349
19	MADHEPURA	3101	3077.82	589	18.99	505	241	2271
20	MADHUBANI	2593	2569.74	898	34.63	718	225	1470
21	MUNGER	306	295.99	91	29.74	74	39	176
22	MUZAFFARPUR	5509	5459.06	1537	27.90	1370	799	3173
23	NALANDA	467	460.90	210	44.97	157	35	222
24	NAWADA	1280	1255.09	454	35.47	385	47	779
25	PASHCHIM CHAMPARAN	1985	1957.44	716	36.07	613	236	1033
26	PATNA	3179	3145.22	1069	33.63	886	346	1764
27	PURBI CHAMPARAN	4945	4875.86	1907	38.56	1682	668	2370
28	PURNIA	1853	1834.38	606	32.70	565	219	1028
29	ROHTAS	4748	4698.07	1729	36.42	1560	247	2772
30	SAHARSA	4722	4661.71	725	15.35	687	575	3422
31	SAMASTIPUR	4038	3987.80	982	24.32	759	414	2642
32	SARAN	3398	3322.13	1147	33.76	1013	237	2014
33	SHEIKHPURA	265	257.71	104	39.25	94	28	133
34	SHEOHAR	785	778.40	178	22.68	140	41	566
35	SITAMARHI	4770	4736.44	1314	27.55	1138	246	3210
36	SIWAN	1314	1294.28	415	31.58	351	241	658
37	SUPAUL	2429	2409.65	435	17.91	392	342	1652
38	VAISHALI	11100	10944.66	2410	21.71	2008	1045	7645
Grand Total		85509	84369.27	25082	29.33	21711	8148	52279

State Level Banker's Committee, Bihar											
(Convenor: State Bank of India)											
PM Surya Ghar Muft Bijli Yojna as on 31.03.2026 (FY 2025-26)											
											No. in actual, Amt. in Lakh
Sl No.	Banks	Application Sourced		Sanctioned		Disbursed		Rejected		Pending	
		No.	Amount	No.	Amount	No.	Amount	No.	Amount	No.	Amount
1	Bank of Baroda	1291	2970.59	420	826.64	303	518.41	767	1806.15	104	238.42
2	Bank of India	1179	2791.85	389	841.04	350	651.4	592	1425.69	192	437.13
3	Bank of Maharashtra	240	682.07	77	172.33	22	44.18	151	448.16	12	29.35
4	Bihar Gramin Bank	246	564.74	43	93.8	16	29.84	45	114.55	158	343.46
5	Canara Bank	1957	4530.85	684	1363.36	476	877.95	1120	2589.09	151	362.58
6	Central Bank of India	1063	2375.71	220	460.5	17	37.52	522	1182.41	317	676.03
7	HDFC Bank	10	20.75	0	0	0	0	3	6	7	14.75
8	IDBI Bank	74	157.81	5	8.86	4	5.12	29	62.75	40	85.19
9	Indian Bank	1001	2406.84	267	568.69	165	264.1	706	1687.56	27	57.99
10	Indian Overseas Bank	109	246.39	43	88.05	26	52.41	58	130.35	8	16.78
11	Jammu & Kashmir Bank	3	5.6	0	0	0	0	1	1.5	2	4.1
12	Punjab & Sind Bank	36	84.75	7	13.94	6	11.99	25	61.52	4	7.78
13	Punjab National Bank	3813	8495.61	1423	2781.95	1023	1617.97	2171	4871.28	215	495.17
14	State Bank of India	10556	24269.19	4360	8947.42	4016	5953.18	5889	13518.61	298	700.91
15	UCO Bank	421	995.32	108	225.94	33	66.74	223	514.1	87	206.61
16	Union Bank of India	776	1668	224	428.48	152	284.46	490	1050.46	55	116.72
17	Others	10	26.7	0	0	0	0	5	12.5	5	14.2
Total		22785	52292.77	8270	16821	6609	10415.27	12797	29482.68	1682	3807.17

State Level Banker's Committee, Bihar

(Convenor: State Bank of India)

PM Surya Ghar Muft Bijli Yojna as on 31.03.2026 (FY 2025-26)

No. in actual, Amt. in Lakh

S.N.	Districts	Application Sourced		Sanctioned		Disbursed		Rejected		Pending	
		No.	Amount	No.	Amount	No.	Amount	No.	Amount	No.	Amount
1	ARARIA	86	185.88	9	17.97	6	8.85	66	139.51	11	25.02
2	ARWAL	100	216.5	26	47.72	16	22.6	58	128.26	16	35.39
3	AURANGABAD	224	497.25	51	98.33	35	51.62	152	335.22	21	49.08
4	BANKA	287	672.7	78	154.8	52	79.78	179	425.77	30	69.47
5	BEGUSARAI	439	1026.22	176	373.42	148	250.54	209	473.41	52	125.19
6	BHAGALPUR	894	2029.65	388	787.54	315	486.01	457	1038.38	48	97.52
7	BHOJPUR	484	1224.37	198	447.83	161	294.59	256	626.88	30	75.28
8	BUXAR	194	421.81	39	73.4	29	38.59	131	285.35	23	51.93
9	DARBHANGA	402	876.03	136	285.52	111	178.41	240	517.67	25	51.35
10	GAYA	937	2336.73	366	794.22	300	487.97	514	1267.37	55	147.11
11	GOPALGANJ	189	412.83	50	103.39	35	55.21	125	269.08	14	28.08
12	JAMUI	230	490.99	53	103.82	36	59.58	149	319.58	28	56.19
13	JEHANABAD	143	315.32	50	96.25	35	52.51	81	184.11	12	29.81
14	KAIMUR BHABUA	167	421.53	58	123.99	41	74.86	97	259.19	12	23.28
15	KATIHAR	153	335.45	33	58.61	21	30.32	99	217.61	21	50.49
16	KHAGARIA	263	580.45	88	178.79	73	111.76	157	334.06	17	36.39
17	KISHANGANJ	72	169.41	16	36.99	12	21.06	49	112.06	7	14.7
18	LAKHISARAI	157	335.03	49	95.72	35	49.07	95	199.23	12	30.73
19	MADHEPURA	162	358.08	56	106.18	49	71.23	88	201.02	18	35.72
20	MADHUBANI	226	493.74	54	115.3	41	68.82	143	305.39	28	58.35
21	MUNGER	388	900.87	141	286.46	107	160.33	224	541.81	23	52.36
22	MUZAFFARPUR	1663	3715.53	566	1126.62	440	665.78	1016	2286.1	80	160.42
23	NALANDA	748	1818.25	326	666.69	268	420.48	354	894.14	68	164.07
24	NAWADA	571	1254.27	216	428.11	165	246.18	297	643.9	58	136.41
25	PASHCHIM CHAMPARAN	1252	2742.06	254	498.79	198	282.91	814	1804.79	184	378.78
26	PATNA	5632	13090.3	2842	5780.64	2368	3752.68	2455	5837.34	319	760.1
27	PURBI CHAMPARAN	1031	2403.36	265	530.7	216	324.34	708	1665.79	58	127.12
28	PURNIA	397	950.23	143	301.69	103	169.9	221	524.57	33	91.07
29	ROHTAS	383	874.98	132	271.36	96	153.46	226	525.11	25	54.24
30	SAHARSA	158	351.1	44	96.44	33	57.63	105	225.96	9	15.86
31	SAMASTIPUR	1176	2527	314	596.28	243	360.59	738	1593.1	122	269.29
32	SARAN	704	1621.88	199	450.71	146	258.04	449	995.06	54	122.56
33	SHEIKHPURA	99	255.88	24	45.59	16	25.38	66	173.68	9	29.12
34	SHEOHAR	48	109.94	10	19	8	14.98	38	85.17	0	0
35	SITAMARHI	993	2463.24	366	761.71	317	515.54	594	1515.46	31	69.21
36	SIWAN	233	482.39	61	109.39	44	64.48	146	311.12	26	53.09
37	SUPAUL	195	438.42	57	113.33	46	71.06	122	276.52	16	29.97
38	VAISHALI	1305	2893.15	336	657.7	246	378.15	879	1943.91	87	202.42
	Total	22785	52292.8	8270	16821	6609	10415.3	12797	29482.7	1682	3807.17

State Level Banker's Committee, Bihar											
(Convenor: State Bank of India)											
PM Surya Ghar Muft Bijli Yojna as on 31.03.2026 (Since Inception)											
										No. in actual, Amt. in Lakh	
Sl No.	Banks	Application Sourced		Sanctioned		Disbursed		Rejected		Pending	
		No.	Amount	No.	Amount	No.	Amount	No.	Amount	No.	Amount
1	Bank of Baroda	1679	3792.21	560	1091.4	424	730.59	1012	2327.8	107	244.48
2	Bank of India	1629	3760.92	541	1158.82	483	889.32	883	2041.83	194	441.28
3	Bank of Maharashtra	319	896.51	106	228.18	45	88.49	200	600.23	12	29.35
4	Bihar Gramin Bank	266	605.18	45	97.4	18	33.44	47	119.45	174	374.9
5	Canara Bank	2572	5926.36	1018	2019.13	709	1307.43	1396	3213.37	151	362.58
6	Central Bank of India	1403	3070.19	298	609.84	71	130.9	779	1708.3	317	676.03
7	HDFC Bank	19	40.1	0	0	0	0	7	15.35	12	24.75
8	IDBI Bank	83	180.63	6	10.86	5	7.12	34	74.85	43	93.9
9	Indian Bank	1419	3330.46	403	852.54	250	418.02	980	2284.22	27	57.99
10	Indian Overseas Bank	161	380.72	51	107.39	33	69.81	97	233.02	8	16.78
11	Jammu & Kashmir Bank	3	5.6	0	0	0	0	1	1.5	2	4.1
12	Punjab & Sind Bank	46	109.3	8	15.84	7	13.89	34	84.17	4	7.78
13	Punjab National Bank	6299	13690.06	2940	5632.23	2047	3333.04	3130	6900.32	221	507.07
14	State Bank of India	13457	30427.32	5591	11366.66	5150	7757.94	7545	16984.24	301	705.64
15	UCO Bank	544	1254.67	127	260.34	43	84.54	325	727.72	87	206.61
16	Union Bank of India	1007	2228.44	281	565.24	202	383.7	656	1469.37	55	116.72
17	Others	11	29.7	0	0	0	0	6	15.5	5	14.2
Total		30917	69728.37	11975	24015.87	9487	15248.23	17132	38801.24	1720	3884.16

State Level Banker's Committee, Bihar

(Convenor: State Bank of India)

PM Surya Ghar Muft Bijli Yojna as on 31.03.2026 (Since Inception)

No. in actual, Amt. in Lakh

Sl No.	Banks	Application Sourced		Sanctioned		Disbursed		Rejected		Pending	
		No.	Amount	No.	Amount	No.	Amount	No.	Amount	No.	Amount
1	ARARIA	154	327.36	33	62.26	19	31.08	109	227.44	11	25.02
2	ARWAL	158	330.21	59	107.11	41	59.91	81	178.18	16	35.39
3	AURANGABAD	344	728.7	113	213.48	67	103.32	209	443.1	22	51.08
4	BANKA	387	881.38	111	214.15	74	114.57	245	559.21	31	75.47
5	BEGUSARAI	678	1596.48	284	607.19	241	442.2	337	774.76	55	131.59
6	BHAGALPUR	1277	2830.16	584	1157.7	472	734.05	638	1414.19	52	103.92
7	BHOJPUR	668	1627.63	288	619.68	227	405.31	349	839.58	31	77.28
8	BUXAR	275	590	87	167.14	60	95.76	164	350.87	23	51.93
9	DARBHANGA	553	1193.88	211	435.06	154	247.63	312	664.67	28	53.35
10	GAYA	1258	3012.44	533	1116.94	426	685.75	667	1588.25	55	147.11
11	GOPALGANJ	226	493.05	62	123.57	41	63.07	150	327.76	14	28.08
12	JAMUI	308	647.38	73	143.8	50	82.96	206	429.44	29	57.69
13	JEHANABAD	185	396.97	68	128.42	51	77.09	104	229.1	13	31.81
14	KAIMUR BHABUA	235	562.21	98	198.89	66	120.45	123	313.28	12	23.28
15	KATIHAR	250	546.96	60	106.03	33	46.75	168	374.6	22	52.64
16	KHAGARIA	307	668.18	103	205.51	86	130.84	186	392.37	17	36.39
17	KISHANGANJ	124	287.14	42	84.59	25	41.11	75	170.26	7	14.7
18	LAKHISARAI	200	415.22	68	128.5	46	61.87	119	243.69	12	30.73
19	MADHEPURA	222	485.78	72	134.36	60	86.86	132	298.44	18	35.72
20	MADHUBANI	367	789.05	126	249.14	69	117.54	212	451.09	28	58.35
21	MUNGER	464	1056.96	177	331.75	138	205.97	262	625.91	24	53.07
22	MUZAFFARPUR	2179	4798.03	769	1507.91	613	927.06	1323	2937.38	81	162.42
23	NALANDA	1136	2671.08	542	1093.29	451	718.49	520	1256.81	71	169.77
24	NAWADA	694	1512.36	272	529.1	200	300.31	363	786.95	59	139.05
25	PASHCHIM CHAMPARAN	1507	3263.23	308	603.49	238	345.44	1014	2203.73	184	378.78
26	PATNA	7625	17508.64	3965	8026.39	3384	5491.03	3297	7741.66	330	782.68
27	PURBI CHAMPARAN	1370	3110.05	376	741.41	283	432.72	933	2136.02	58	127.12
28	PURNIA	529	1256.29	200	419.19	145	250.67	296	692.72	33	91.07
29	ROHTAS	627	1398.41	224	449.85	157	250.6	374	850.08	29	62.19
30	SAHARSA	240	531.11	76	157.78	57	99.57	153	336.42	10	16.61
31	SAMASTIPUR	1511	3296.84	461	864.63	333	509.48	921	2049.47	124	273.5
32	SARAN	889	2055.39	275	606.94	191	349.94	557	1254.92	54	122.56
33	SHEIKHPURA	158	404.64	49	98.46	30	52.43	98	259.6	9	29.12
34	SHEOHAR	104	227.88	28	54.21	20	37.73	73	157.67	0	0
35	SITAMARHI	1329	3122.51	472	967.6	400	661.32	822	1943.9	31	69.21
36	SIWAN	322	648.7	100	173.41	65	94.9	195	406.76	26	53.09
37	SUPAUL	375	781.4	111	215.68	93	147.72	247	500.66	16	29.97
38	VAISHALI	1688	3674.67	495	971.26	381	624.73	1098	2390.3	87	202.42
	Grand Total	30917	69728.37	11975	24015.87	9487	15248.23	17132	38801.24	1720	3884.16

State Level Banker's Committee, Bihar

(Convenor: State Bank of India)

PM SVANidhi Bank wise 1st tranche details of disposal of applications as on 31.03.2026

Sr. No	Bank Name	No. of Application	No. of Applications Sanctioned	No. of Application Pending for Sanction	No. of application Disbursed	No. of Application Pending for Disbursement	Returned by Bank (but can be processed again)
		A	B	C (A-B)	D	E (B-D)	F
1	State Bank Of India	75945	51788	24157	50938	850	12598
2	Bank Of Baroda	22286	13067	9219	12830	237	7239
3	Bank Of India	19938	11850	8088	11722	128	2434
4	Bank Of Maharashtra	2639	2121	518	2087	34	436
5	Canara Bank	11301	7914	3387	7675	239	2340
6	Central Bank Of India	16591	8803	7788	7395	1408	4160
7	Indian Bank	16279	11525	4754	11100	425	2595
8	Indian Overseas Bank	3228	2832	396	2604	228	346
9	Punjab And Sind Bank	807	636	171	624	12	111
10	Punjab National Bank	40369	25449	14920	23904	1545	10256
11	UCO Bank	7788	3943	3845	3618	325	2230
12	Union Bank Of India	12544	7435	5109	6883	552	2325
	Total Public Sector Bank	229715	147363	82352	141380	5983	47070
13	Axis Bank	473	9	464	8	1	1
14	Bandhan Bank	765	1	764	1	0	262
15	Federal Bank Ltd	50	11	39	11	0	37
16	HDFC Bank Ltd	4318	767	3551	698	69	3431
17	ICICI Bank Ltd	91	7	84	7	0	49
18	IDBI Bank Ltd	960	310	650	247	63	494
19	IDFC First Bank	7	0	7	0	0	3
20	Indusind Bank Limited	250	3	247	2	1	15
21	Jammu & Kashmir Bank	34	32	2	32	0	0
22	Karnataka Bank	12	7	5	4	3	3
23	Karur Vysya Bank	3	0	3	0	0	1
24	Kotak Mahindra Bank	419	5	414	5	0	69
25	Rbl Bank	7	0	7	0	0	0
26	South Indian Bank	12	0	12	0	0	1
27	Yes Bank	4	0	4	0	0	2
	Private Sector Bank	7405	1152	6253	1015	137	4368
28	Bihar Gramin Bank	12669	4263	8406	3327	936	5933
	Regional Rural Bank	12669	4263	8406	3327	936	5933
29	Bihar State Co-Op. Bank	135	44	91	44	0	0
	State Coop Bank	135	44	91	44	0	0
30	Esaf SFB	5	0	5	0	0	1
31	Jana SFB	4	1	3	1	0	0
32	Ujjivan SFB	233	5	228	5	0	19
33	Unity SFB	5	2	3	2	0	3
34	Utkarsh SFB	4675	3233	1442	3129	104	169
	Small Finance Bank	4922	3241	1681	3137	104	192
35	Others	1395	260	1135	259	1	13
	Grand Total	256241	156323	99918	149162	7161	57576

State Level Banker's Committee, Bihar

(Convenor: State Bank of India)

PM SVANidhi Bank wise 2nd tranch details of disposal of applications as on 31.03.2026

Sr. No	Bank Name	No. of Application	No. of Applications Sanctioned	No. of Application Pending for Sanction	No. of application Disbursed	No. of Application Pending for Disbursement	Returned by Bank (but can be processed again)
		A	B	C (A-B)	D	E (B-D)	F
1	BANK OF BARODA	5143	2870	2273	2763	107	1568
2	BANK OF INDIA	4904	2485	2419	2420	65	1382
3	BANK OF MAHARASHTRA	621	472	149	445	27	95
4	CANARA BANK	5553	3550	2003	3392	158	1648
5	CENTRAL BANK OF INDIA	4223	1982	2241	1769	213	1407
6	INDIAN BANK	6542	3610	2932	3250	360	1890
7	INDIAN OVERSEAS BANK	1565	1284	281	1148	136	264
8	PUNJAB AND SIND BANK	132	114	18	113	1	14
9	PUNJAB NATIONAL BANK	5751	3659	2092	3413	246	1432
10	STATE BANK OF INDIA	25474	14969	10505	14479	490	6519
11	UCO BANK	1376	956	420	910	46	275
12	UNION BANK OF INDIA	2992	1964	1028	1646	318	540
	Total Public Sector Bank	64276	37915	26361	35748	2167	17034
13	AXIS BANK	0	0	0	0	0	0
14	Bandhan Bank	3	0	3	0	0	1
15	FEDERAL BANK LTD	7	1	6	1	0	6
16	HDFC BANK LTD	332	109	223	49	60	158
17	ICICI BANK LTD	6	0	6	0	0	4
18	IDBI BANK LTD	103	64	39	55	9	28
19	IDFC First Bank	0	0	0	0	0	0
20	INDUSIND BANK LIMITED	1	0	1	0	0	0
21	JAMMU AND KASHMIR BANK	19	19	0	18	1	0
22	KARNATAKA BANK	2	0	2	0	0	2
23	Karur Vysya Bank	0	0	0	0	0	0
24	KOTAK MAHINDRA BANK	4	1	3	1	0	1
25	RBL	0	0	0	0	0	0
26	South Indian Bank	0	0	0	0	0	0
27	Yes Bank	0	0	0	0	0	0
	Private Sector Bank	477	194	283	124	70	200
28	Bihar Gramin Bank	1491	775	716	645	130	530
	Regional Rural Bank	1491	775	716	645	130	530
29	BIHAR STATE CO-OP.BANK	28	1	27	1	0	0
	State Coop Bank	28	1	27	1	0	0
30	Esaf SFB	0	0	0	0	0	0
31	Jana SFB	1	0	1	0	0	0
32	Ujjivan SFB	3	0	3	0	0	0
33	Unity SFB	1	0	1	0	0	1
34	Utkarsh SFB	1501	1422	79	1393	29	2
	Small Finance Bank	1506	1422	84	1393	29	3
35	Other	133	10	123	10	0	33
	GrandTotal	67911	40317	27594	37921	2396	17800

State Level Banker's Committee, Bihar

(Convenor: State Bank of India)

PM SVANidhi Bank wise 3rd tranch details of disposal of applications as on 31.03.2026

Sr. No	Bank Name	No. of Application	No. of Applications Sanctioned	No. of Application Pending for Sanction	No. of application Disbursed	No. of Application Pending for Disbursement	Returned by Bank (but can be processed again)
		A	B	C (A-B)	D	E (B-D)	F
1	BANK OF BARODA	862	591	271	574	17	179
2	BANK OF INDIA	805	439	366	419	20	105
3	BANK OF MAHARASHTRA	70	57	13	51	6	11
4	CANARA BANK	1818	1141	677	1015	126	529
5	CENTRAL BANK OF INDIA	706	333	373	267	66	158
6	INDIAN BANK	1015	708	307	609	99	124
7	INDIAN OVERSEAS BANK	383	314	69	273	41	64
8	PUNJAB AND SIND BANK	36	35	1	35	0	0
9	PUNJAB NATIONAL BANK	833	478	355	440	38	219
10	STATE BANK OF INDIA	5215	2835	2380	2724	111	1240
11	UCO BANK	276	218	58	200	18	34
12	UNION BANK OF INDIA	542	262	280	196	66	111
	Total Public Sector Bank	12561	7411	5150	6803	608	2774
13	Axis Bank	0	0	0	0	0	0
14	Bandhan Bank	0	0	0	0	0	0
15	Federal Bank	0	0	0	0	0	0
16	HDFC BANK LTD	24	14	10	10	4	6
17	ICICI Bank	0	0	0	0	0	0
18	IDBI BANK LTD	19	15	4	13	2	4
19	IDFC First Bank	0	0	0	0	0	0
20	Indus Ind Bank	0	0	0	0	0	0
21	JAMMU AND KASHMIR BANK	8	7	1	6	1	0
22	Karnataka Bank	0	0	0	0	0	0
23	Karur Vysya Bank	0	0	0	0	0	0
24	KOTAK MAHINDRA BANK	1	0	1	0	0	0
25	RBL Bank	0	0	0	0	0	0
26	South Indian Bank	0	0	0	0	0	0
27	Yes Bank	0	0	0	0	0	0
	Private Sector Bank	52	36	16	29	7	10
28	Bihar Gramin Bank	240	164	76	130	34	50
	Regional Rural Bank	240	164	76	130	34	50
29	BIHAR STATE CO-OP.BANK	1	1	0	0	1	0
	State Coop Bank	1	1	0	0	1	0
30	Esaf SFB	0	0	0	0	0	0
31	Jana SFB	0	0	0	0	0	0
32	Ujjivan SFB	0	0	0	0	0	0
33	Unity SFB	0	0	0	0	0	0
34	Utkarsh SFB	358	344	14	334	10	1
	Small Finance Bank	358	344	14	334	10	1
35	Others	7	0	7	0	0	1
	Grand Total	13219	7956	5263	7296	660	2836

State Level Banker's Committee, Bihar							
(Convenor: State Bank of India)							
PM SVANidhi Bank wise (Cumulative) All tranche details of disposal of applications as on 31.03.2026							
Sr. No	Bank Name	No. of Application	No. of Applications Sanctioned	No. of Application Pending for Sanction	No. of application Disbursed	No. of Application Pending for Disbursement	Returned by Bank (but can be processed again)
		A	B	C (A-B)	D	E (B-D)	F
1	Bank Of Baroda	28291	16528	11763	16167	361	8986
2	Bank Of India	25647	14774	10873	14561	213	3921
3	Bank Of Maharashtra	3330	2650	680	2583	67	542
4	Canara Bank	18672	12605	6067	12082	523	4517
5	Central Bank Of India	21520	11118	10402	9431	1687	5725
6	Indian Bank	23836	15843	7993	14959	884	4609
7	Indian Overseas Bank	5176	4430	746	4025	405	674
8	Punjab And Sind Bank	975	785	190	772	13	125
9	Punjab National Bank	46953	29586	17367	27757	1829	11907
10	State Bank Of India	106634	69592	37042	68141	1451	20357
11	UCO Bank	9440	5117	4323	4728	389	2539
12	Union Bank Of India	16078	9661	6417	8725	936	2976
	Total Public Sector Bank	306552	192689	113863	183931	8758	66878
13	Axis Bank	473	9	464	8	1	1
14	Bandhan Bank	768	1	767	1	0	263
15	Federal Bank Ltd	57	12	45	12	0	43
16	HDFC Bank Ltd	4674	890	3784	757	133	3595
17	ICICI Bank Ltd	97	7	90	7	0	53
18	IDBI Bank Ltd	1082	389	693	315	74	526
19	IDFC First Bank	7	0	7	0	0	3
20	Indusind Bank Limited	251	3	248	2	1	15
21	Jammu And Kashmir Bank	61	58	3	56	2	0
22	Karnataka Bank	14	7	7	4	3	5
23	Karur Vysya Bank	3	0	3	0	0	1
24	Kotak Mahindra Bank	424	6	418	6	0	70
25	Rbl Bank	7	0	7	0	0	0
26	South Indian Bank	12	0	12	0	0	1
27	Yes Bank	4	0	4	0	0	2
	Private Sector Bank	7934	1382	6552	1168	214	4578
28	Bihar Gramin Bank	14400	5202	9198	4102	1100	6513
	Regional Rural Bank	14400	5202	9198	4102	1100	6513
29	Bihar State Co-Op. Bank	164	46	118	45	1	0
	State Coop Bank	164	46	118	45	1	0
30	Esaf SFB	5	0	5	0	0	1
31	Jana SFB	5	1	4	1	0	0
32	Ujjivan SFB	236	5	231	5	0	19
33	Unity SFB	6	2	4	2	0	4
34	Utkarsh SFB	6534	4999	1535	4856	143	172
	Small Finance Bank	6786	5007	1779	4864	143	196
35	Others	1535	270	1265	269	1	47
	Grand Total	337371	204596	132775	194379	10217	78212

STATE LEVEL BANKERS' COMMITTEE BIHAR, PATNA					
(CONVENOR - STATE BANK OF INDIA)					
BANK WISE DEPOSITS, ADVANCES & C:D RATIO FY 2025-26 AS ON 31.03.2026					
(Rs. In Crore.)					
SL. NO	BANK NAME	NO. OF BRANCHES	DEPOSITS	ADVANCES (INCL O/S BIHAR)	C:D RATIO (%)
	LEAD BANKS				
1	STATE BANK OF INDIA	1066	199428	87012	43.63
2	BANK OF BARODA	350	29123	17395	59.73
3	CANARA BANK	347	30091	17582	58.43
4	CENTRAL BANK OF INDIA	435	31155	14594	46.85
5	PUNJAB NATIONAL BANK	707	67724	30182	44.57
6	UNION BANK OF INDIA	234	17469	8309	47.57
7	UCO BANK	247	15074	7223	47.91
	OTHER BANKS				
8	BANK OF INDIA	363	34046	14888	43.73
9	BANK OF MAHARASHTRA	68	1611	2347	145.72
10	INDIAN BANK	304	25983	14259	54.88
11	INDIAN OVERSEAS BANK	76	5534	2336	42.20
12	PUNJAB AND SIND BANK	23	791	509	64.26
	TOTAL PUBLIC SECTOR BANKS	4220	458029	216635	47.30
	PRIVATE BANKS				
13	AXIS BANK	163	18237	14072	77.16
14	BANDHAN BANK	683	6203	9511	153.32
15	FEDERAL BANK	11	1011	590	58.32
16	HDFC BANK	204	29860	28626	95.87
17	ICICI BANK	176	22360	18417	82.37
18	IDBI BANK	79	7633	3318	43.47
19	INDUSIND BANK	58	5343	7637	142.94
20	J & K BANK	1	177	112	63.11
21	KARNATAKA BANK	1	40	20	50.68
22	KOTAK MAHINDRA BANK	32	2306	2203	95.57
23	SOUTH INDIAN BANK	1	294	8	2.63
24	YES BANK	9	681	856	125.62
25	KARUR VYSYA BANK	1	21	11	51.66
26	IDFC FIRST BANK	14	1586	1774	111.92
27	RBL BANK	6	233	2725	1170.70
	TOTAL PRIVATE SECTOR BANKS	1439	95985	89880	93.64
	Total COMM. BANKS	5659	554014	306515	55.33
	CO-OPERATIVE BANKS				
28	STATE CO-OP. BANK	303	7627	12873	168.78
	TOTAL CO-OPERATIVE BANKS	303	7627	12873	168.78
	REGIONAL RURAL BANKS				
29	BIHAR GRAMIN BANK	2101	50377	32718	64.95
	TOTAL REGIONAL RURAL BANKS	2101	50377	32718	64.95
	SMALL FINANCE BANK				
30	JANA SMALL FIN. BANK	25	804	1076	133.92
31	UJJIVAN SMALL FIN. BANK	61	1179	2529	214.49
32	UTKARSH SMALL FIN. BANK	284	1173	4325	368.53
33	ESAF SMALL FIN. BANK	17	246	416	169.24
34	UNITY SMALL FINANCE BANK	26	8	651	8373.62
	TOTAL SMALL FINANCE BANK	413	3410	8996	263.85
	TOTAL	8476	615428	361103	58.68
	RIDF			9460	
	TOTAL (ADVANCE+RIDF)	8476	615428	370563	60.21

STATE LEVEL BANKERS' COMMITTEE, BIHAR					
CONVENOR : STATE BANK OF INDIA					
DISTRICT WISE DEPOSIT, ADVANCES & CD RATIO FY 2025-26 AS ON 31.03.2026					
No. in Actual and Amount in Rs.Crore					
SL.NO.	Name of District	Branch	Deposits	Advances	CD Ratio
1	ARARIA	174	6758	6254	92.54
2	ARWAL	69	2844	1386	48.74
3	AURANGABAD	214	11863	6138	51.74
4	BANKA	140	6378	3353	52.57
5	BEGUSARAI	242	14981	11425	76.27
6	BHAGALPUR	303	21754	11711	53.84
7	BHOJPUR	253	15581	6839	43.89
8	BUXAR	160	8928	4096	45.88
9	DARBHANGA	264	18838	9897	52.54
10	GAYA	342	25804	14817	57.42
11	GOPALGANJ	202	12570	5798	46.13
12	JAMUI	135	7024	3369	47.96
13	JEHANABAD	100	5482	2661	48.54
14	KAIMUR (BHABUA)	134	5819	3756	64.55
15	KATI HAR	198	10011	8007	79.98
16	KHAGARIA	124	5651	3550	62.83
17	KISHANGANJ	116	4961	4164	83.93
18	LAKHISARAI	94	4772	2222	46.56
19	MADHEPURA	130	5336	4167	78.08
20	MADHUBANI	293	13967	7697	55.11
21	MUNGER	150	10510	3708	35.28
22	MUZAFFARPUR	422	28613	20702	72.35
23	NALANDA	268	16592	7510	45.26
24	NAWADA	165	8093	4676	57.78
25	PASHCHIM CHAMPARAN	241	10182	8476	83.25
26	PATNA	1041	192610	98073	50.92
27	PURBI CHAMPARAN	320	15845	12817	80.89
28	PURNIA	250	11595	11580	99.87
29	ROHTAS	255	14825	7990	53.89
30	SAHARSA	107	6493	4549	70.07
31	SAMASTIPUR	315	16579	10517	63.43
32	SARAN	287	18941	8602	45.41
33	SHEIKHPURA	68	3169	1667	52.62
34	SHEOHAR	46	1574	1199	76.17
35	SITAMARHI	180	10052	6101	60.69
36	SIWAN	272	18662	8491	45.5
37	SUPAUL	131	6051	4375	72.3
38	VAISHALI	271	15721	10671	67.88
Total		8476	615428	353011	57.36
ADVANCE GRANTED TO UNITS FUNCTIONAL IN BIHAR BY BRANCHES OPERATING OUTSIDE THE STATE					
1	STATE BANK OF INDIA			2623	
2	PUNJAB NATIONAL BANK			2904	
3	UNION BANK OF INDIA			892	
4	INDIAN BANK			849	
5	CANARA BANK			417	
6	RBL BANK			336	
7	IDBI BANK			71	
TOTAL ADVANCE GRANTED FROM OUTSIDE STATE				8092	

STATE LEVEL BANKERS' COMMITTEE BIHAR, PATNA

(CONVENOR- STATE BANK OF INDIA)

BANK WISE PERFORMANCE : DEPOSIT, ADVANCE AND CD RATIO FY 2025-26 AS ON 31.03.2026

(Rs. In Crore)

SL. No	BANK NAME	RURAL			SEMI URBAN			URBAN			TOTAL			O/S BIHAR	TOTAL ADV. INCL O/S BIHAR	CD RATIO	Investment	Total + Investment	C:D RATIO
		DEPOSIT	ADVANCE	C:D RATIO	DEPOSIT	ADVANCE	C:D RATIO	DEPOSIT	ADVANCE	C:D RATIO	DEPOSIT	ADVANCE	C:D RATIO						
	LEAD BANKS																		
1	STATE BANK OF INDIA	34506	14797	42.88	62718	27587	43.99	102204	42005	41.10	199428	84389	42.32	2623	87012	43.63	68008	155020	77.73
2	BANK OF BARODA	4375	2490	56.91	8302	4373	52.67	16446	10532	64.04	29123	17395	59.73	0	17395	59.73	0	17395	59.73
3	CANARA BANK	5090	2264	44.47	6848	2946	43.02	18152	11956	65.86	30091	17165	57.05	417	17582	58.43	0	17582	58.43
4	CENTRAL BANK OF INDIA	10032	5467	54.50	9814	4337	44.19	11308	4790	42.36	31155	14594	46.85	0	14594	46.85	0	14594	46.85
5	PUNJAB NATIONAL BANK	29886	9028	30.21	17672	6377	36.08	20167	11873	58.87	67724	27278	40.28	2904	30182	44.57	0	30182	44.57
6	UNION BANK OF INDIA	2880	1189	41.27	4169	1788	42.89	10419	4440	42.62	17469	7417	42.46	892	8309	47.57	0	8309	47.57
7	UCO BANK	6214	2757	44.37	3934	1979	50.30	4927	2487	50.48	15074	7223	47.91	0	7223	47.91	0	7223	47.91
	OTHER BANKS																		
8	BANK OF INDIA	8769	3746	42.72	10620	4532	42.68	14657	6610	45.10	34046	14888	43.73	0	14888	43.73	0	14888	43.73
9	BANK OF MAHARASHTRA	16	37	231.96	286	285	99.71	1309	2026	154.72	1611	2347	145.72	0	2347	145.72	0	2347	145.72
10	INDIAN BANK	5070	2016	39.76	5455	2253	41.31	13459	9141	59.13	25983	13410	51.61	849	14259	54.88	0	14259	54.88
11	INDIAN OVERSEAS BANK	291	200	68.56	582	752	129.32	4662	1384	29.69	5534	2336	42.20	0	2336	42.20	0	2336	42.20
12	PUNJAB AND SIND BANK	5	7	145.12	50	72	143.08	737	430	58.39	791	509	64.26	0	509	64.26	0	509	64.26
	TOTAL PUBLIC SECTOR BANKS	107134	43996	41.07	130449	57281	43.91	220446	107673	48.84	458029	208951	45.62	7684	216635	47.30	68008	284643	62.15
	PRIVATE BANKS																		
13	AXIS BANK	666	854	128.24	3914	4361	111.41	13656	8857	64.86	18237	14072	77.16	0	14072	77.16	0	14072	77.16
14	BANDHAN BANK	1124	3557	316.58	2061	3512	170.42	3019	2441	80.88	6203	9511	153.32	0	9511	153.32	0	9511	153.32
15	FEDERAL BANK	0	0	0.00	257	137	53.47	754	452	59.97	1011	590	58.32	0	590	58.32	0	590	58.32
16	HDFC BANK	370	184	49.72	6583	7182	109.11	22907	21260	92.81	29860	28626	95.87	0	28626	95.87	0	28626	95.87
17	ICICI BANK	434	673	155.28	3895	3371	86.56	18031	14372	79.71	22560	18417	82.37	0	18417	82.37	0	18417	82.37
18	IDBI BANK	898	336	37.44	1379	645	46.79	5356	2266	42.30	7633	3247	42.54	71	3318	43.47	0	3318	43.47
19	INDUSIND BANK	475	3294	693.12	95	332	349.34	4773	4012	84.05	5343	7637	142.94	0	7637	142.94	0	7637	142.94
20	J & K BANK	0	0	0.00	0	0	0.00	177	112	63.11	177	112	63.11	0	112	63.11	0	112	63.11
21	KARNATAKA BANK	0	0	0.00	0	0	0.00	40	20	50.68	40	20	50.68	0	20	50.68	0	20	50.68
22	KOTAK MAHINDRA BANK	284	292	102.78	455	775	170.37	1566	1136	72.53	2506	2203	95.57	0	2203	95.57	0	2203	95.57
23	SOUTH INDIAN BANK	0	0	0.00	0	0	0.00	294	8	2.63	294	8	2.63	0	8	2.63	0	8	2.63
24	YES BANK	0	0	0.00	0	0	0.00	681	856	125.62	681	856	125.62	0	856	125.62	0	856	125.62
25	KARUR VYSYA BANK	0	0	0.00	0	0	0.00	21	11	51.66	21	11	51.66	0	11	51.66	0	11	51.66
26	IDFC FIRST BANK	33	97	293.47	114	143	126.12	1439	1534	106.62	1586	1774	111.92	0	1774	111.92	0	1774	111.92
27	RBL BANK	101	1591	1581.77	0	0	0.00	132	798	603.53	233	2389	1026.31	336	2725	1170.70	0	2725	1170.70
	TOTAL PRIVATE SECTOR BANKS	4385	10879	248.11	18752	20459	109.10	72848	58135	79.80	95985	89473	93.22	407	89880	93.64	0	89880	93.64
	TOTAL COMM. BANKS	111519	54875	49.21	149202	77740	52.10	293294	165809	56.53	554014	298424	53.87	8092	306515	55.33	68008	374524	67.60
	CO-OPERATIVE BANKS																		
28	STATE CO-OP. BANK	1597	2475	154.96	2304	2984	129.54	3726	7414	198.96	7627	12873	168.78	0	12873	168.78	0	12873	168.78
	TOTAL CO-OPERATIVE BANKS	1597	2475	154.96	2304	2984	129.54	3726	7414	198.96	7627	12873	168.78	0	12873	168.78	0	12873	168.78
	REGIONAL RURAL BANKS																		
29	BIHAR GRAMIN BANK	31745	21383	67.36	13323	9317	69.93	5309	2018	38.01	50377	32718	64.95	0	32718	64.95	0	32718	64.95
	TOTAL REGIONAL RURAL BANKS	31745	21383	67.36	13323	9317	69.93	5309	2018	38.01	50377	32718	64.95	0	32718	64.95	0	32718	64.95
	SMALL FINANCE BANK																		
30	JANA SMALL FIN. BANK	3	254	9989.76	0	10	2029.79	801	813	101.54	804	1076	133.92	0	1076	133.92	0	1076	133.92
31	UJJIVAN SMALL FIN. BANK	55	240	436.33	360	1032	287.08	765	1257	164.43	1179	2529	214.49	0	2529	214.49	2529	5059	428.99
32	UTKARSH SMALL FIN. BANK	64	1506	2345.76	184	1742	948.79	926	1077	116.32	1173	4325	368.53	0	4325	368.53	0	4325	368.53
33	ESAF SMALL FIN. BANK	20	45	227.77	18	80	454.09	208	291	139.54	246	416	169.24	0	416	169.24	0	416	169.24
34	UNITY SMALL FINANCE BANK	0	613	161428.95	0	0	0.00	7	37	503.38	8	651	8373.62	0	651	8373.62	0	651	8373.62
	TOTAL SMALL FINANCE BANK	142	2657	1873.63	561	2864	510.24	2706	3475	128.38	3410	8996	263.85	0	8996	263.85	2529	11526	338.03
	GRAND TOTAL	145003	81390	56.13	165390	92906	56.17	305036	178715	58.59	615428	353011	57.36	8092	361103	58.68	70538	431640	70.14

STATE LEVEL BANKERS' COMMITTEE BIHAR, PATNA						
(CONVENOR- STATE BANK OF INDIA)						
BANKWISE DEPOSIT,CREDIT,CD RATIO AND MARKET SHARE FY : 2025 - 26 A ON 31.03.2026						
						(Rs.in Crore)
S.N.	BANK NAME	DEPOSITS	ADVANCES	C:D Rat	M.SHARE (DEPOSIT)	M.SHARE (ADVANCES)
	LEAD BANKS					
1	STATE BANK OF INDIA	199428	84389	42.32	32.40	23.91
2	BANK OF BARODA	29123	17395	59.73	4.73	4.93
3	CANARA BANK	30091	17165	57.05	4.89	4.86
4	CENTRAL BANK OF INDIA	31155	14594	46.85	5.06	4.13
5	PUNJAB NATIONAL BANK	67724	27278	40.28	11.00	7.73
6	UNION BANK OF INDIA	17469	7417	42.46	2.84	2.10
7	UCO BANK	15074	7223	47.91	2.45	2.05
	OTHER BANKS					
8	BANK OF INDIA	34046	14888	43.73	5.53	4.22
9	BANK OF MAHARASHTRA	1611	2347	145.72	0.26	0.66
10	INDIAN BANK	25983	13410	51.61	4.22	3.80
11	INDIAN OVERSEAS BANK	5534	2336	42.20	0.90	0.66
12	PUNJAB AND SIND BANK	791	509	64.26	0.13	0.14
	TOTAL PUBLIC SECTOR BANKS	458029	208951	45.62	74.42	59.19
	PRIVATE BANKS					
13	AXIS BANK	18237	14072	77.16	2.96	3.99
14	BANDHAN BANK	6203	9511	153.32	1.01	2.69
15	FEDERAL BANK	1011	590	58.32	0.16	0.17
16	HDFC BANK	29860	28626	95.87	4.85	8.11
17	ICICI BANK	22360	18417	82.37	3.63	5.22
18	IDBI BANK	7633	3247	42.54	1.24	0.92
19	INDUSIND BANK	5343	7637	142.94	0.87	2.16
20	J & K BANK	177	112	63.11	0.03	0.03
21	KARNATAKA BANK	40	20	50.68	0.01	0.01
22	KOTAK MAHINDRA BANK	2306	2203	95.57	0.37	0.62
23	SOUTH INDIAN BANK	294	8	2.63	0.05	0.00
24	YES BANK	681	856	125.62	0.11	0.24
25	KARUR VYSYA BANK	21	11	51.66	0.00	0.00
26	IDFC FIRST BANK	1586	1774	111.92	0.26	0.50
27	RBL BANK	233	2389	1026.31	0.04	0.68
	TOTAL PRIVATE SECTOR BANKS	95985	89473	93.22	15.60	25.35
	Total COMM. BANKS	554014	298424	53.87	90.02	84.54
	CO-OPERATIVE BANKS					
28	STATE CO-OP. BANK	7627	12873	168.78	1.24	3.65
	TOTAL CO-OPERATIVE SECTOR BANKS	7627	12873	168.78	1.24	3.65
	REGIONAL RURAL BANKS					
29	BIHAR GRAMIN BANK	50377	32718	64.95	8.19	9.27
	TOTAL REGIONAL RURAL BANKS	50377	32718	64.95	8.19	9.27
	SMALL FINANCE BANK					
30	JANA SMALL FIN. BANK	804	1076	133.92	0.13	0.30
31	UJJIVAN SMALL FIN. BANK	1179	2529	214.49	0.19	0.72
32	UTKARSH SMALL FIN. BANK	1173	4325	368.53	0.19	1.23
33	ESAF SMALL FIN. BANK	246	416	169.24	0.04	0.12
34	UNITY SMALL FINANCE BANK	8	651	8373.62	0.00	0.18
	TOTAL SMALL FINANCE BANK	3410	8996	263.85	0.55	2.55
	GRAND TOTAL	615428	353011	57.36	100.00	100.00

STATE LEVEL BANKERS' COMMITTEE BIHAR, PATNA																			
[CONVENOR - STATE BANK OF INDIA]																			
BANK WISE NON PERFORMING ASSETS IN VARIOUS SECTOR AS ON 31.03.2026																			
Amount in Rs in Crore																			
S.N.	NAME OF BANKS	AGRICULTURE			MSME			OPS			TOTAL PRIORITY SECTOR			NPS			NPA IN TOTAL ADVANCE		
		TOTAL O/S	TOTAL NPA	%AGE NPA	TOTAL O/S	TOTAL NPA	%AGE NPA	TOTAL O/S	TOTAL NPA	%AGE NPA	TOTAL O/S	TOTAL NPA	%AGE NPA	TOTAL O/S	TOTAL NPA	%AGE NPA	TOTAL O/S	TOTAL NPA	%AGE NPA
	LEAD BANKS																		
1	STATE BANK OF INDIA	11430.15	1404.69	12.29	14528.47	300.20	2.07	6106.45	22.72	0.37	32065.07	1727.61	5.39	52324.25	318.44	0.61	84389.32	2046.05	2.42
2	BANK OF BARODA	3759.63	293.18	7.80	4146.91	375.69	9.06	920.55	24.02	2.61	8827.09	692.89	7.85	8567.81	224.98	2.63	17394.90	917.87	5.28
3	CANARA BANK	2666.22	402.91	15.11	4024.08	325.37	8.09	1381.87	34.74	2.51	8072.18	763.02	9.45	9093.04	64.54	0.71	17165.22	827.56	4.82
4	CENTRAL BANK OF INDIA	5030.40	1470.88	29.24	4578.81	504.60	11.02	973.49	80.87	8.31	10582.70	2056.35	19.43	4011.65	60.40	1.51	14594.35	2116.75	14.50
5	PUNJAB NATIONAL BANK	7356.76	2045.72	27.81	8333.78	850.82	10.21	2218.92	154.81	6.98	17909.47	3851.34	17.04	9368.32	145.09	1.55	27277.79	3196.43	11.72
6	UNION BANK OF INDIA	1573.50	359.48	22.85	2373.18	117.56	4.95	419.76	15.65	3.73	4366.43	492.69	11.28	3050.93	196.00	6.42	7417.36	688.69	9.28
7	UCO BANK	1650.88	578.79	35.06	2531.92	275.64	10.89	1259.89	54.79	4.35	5442.69	909.22	16.71	1779.87	20.51	1.15	7222.57	929.73	12.87
	OTHER BANKS																		
8	BANK OF INDIA	4037.92	467.31	11.57	4710.62	426.42	9.05	1146.39	26.79	2.34	9894.94	920.53	9.36	4992.90	59.32	1.19	14887.84	979.85	6.58
9	BANK OF MAHARASHTRA	252.51	2.68	1.06	501.21	10.06	2.01	226.06	1.32	0.58	979.78	14.05	1.43	1367.03	4.02	0.29	2346.82	18.07	0.77
10	INDIAN BANK	2041.56	474.75	23.25	3996.47	210.37	5.26	398.95	6.54	1.64	6436.97	691.67	10.75	6973.05	42.40	0.61	13410.02	734.07	5.47
11	INDIAN OVERSEAS BANK	344.55	18.16	5.27	573.75	8.57	1.49	251.72	1.72	0.68	1170.02	28.44	2.43	1165.76	61.93	5.31	2335.78	90.37	3.87
12	PUNJAB AND SIND BANK	66.58	6.63	9.96	200.65	17.82	8.88	51.56	4.26	8.26	318.79	28.71	9.01	189.76	2.75	1.44	508.55	31.44	6.18
	TOTAL PUBLIC SECTOR BANKS	40210.66	7525.18	18.71	50499.85	3423.12	6.78	15355.61	428.23	2.79	106066.13	11376.52	10.73	102884.37	1200.36	1.17	208950.52	12576.88	6.02
	PRIVATE BANKS																		
13	AXIS BANK	1944.20	176.64	9.09	3656.86	112.84	3.09	264.94	69.26	26.14	5866.00	358.75	6.12	8206.42	207.76	2.53	14072.42	566.51	4.03
14	BANDHAN BANK	2873.85	142.46	4.96	2780.98	163.77	5.89	495.60	54.28	10.95	6150.44	360.51	5.86	3360.25	144.97	4.31	9510.68	505.48	5.31
15	FEDERAL BANK	69.95	20.62	29.48	141.50	4.58	3.24	6.28	0.77	12.26	217.73	25.97	11.93	371.94	6.46	1.74	589.67	32.42	5.50
16	HDFC BANK	3129.77	202.50	6.47	10791.82	171.52	1.59	690.61	10.98	1.59	14612.20	385.00	2.63	14013.49	207.57	1.48	28625.68	592.57	2.07
17	ICICI BANK	997.28	83.83	8.41	8228.56	130.97	1.59	222.32	4.39	1.97	9448.17	219.20	2.32	8969.13	157.51	1.76	18417.30	376.71	2.05
18	IDBI BANK	505.90	42.48	8.40	677.11	24.67	3.64	395.85	4.77	1.21	1578.88	71.93	4.56	1668.41	37.52	2.25	3247.29	109.45	3.37
19	INDUSIND BANK	3091.79	641.03	20.73	2167.71	88.21	4.07	17.37	0.11	0.63	5276.87	729.35	13.82	2360.26	162.92	6.90	7637.13	892.27	11.68
20	J & K BANK	0.01	0.00	0.00	36.52	0.08	0.22	5.15	0.08	1.55	41.68	0.16	0.38	70.16	0.02	0.03	111.84	0.18	0.16
21	KARNATAKA BANK	0.38	0.00	0.00	7.69	0.16	2.08	2.24	0.00	0.00	10.31	0.16	1.55	9.85	0.00	0.00	20.16	0.16	0.79
22	KOTAK MAHINDRA BANK	1053.06	120.46	11.44	495.88	22.18	4.47	1.91	0.37	19.37	1550.84	143.01	9.22	652.54	21.04	3.22	2203.38	164.05	7.45
23	SOUTH INDIAN BANK	0.00	0.00	#DIV/0!	3.08	0.00	0.00	0.23	0.00	0.00	3.31	0.00	0.00	4.43	0.21	4.74	7.74	0.22	2.84
24	YES BANK	259.96	19.89	7.65	270.13	2.15	0.80	0.31	0.00	0.00	530.40	22.04	4.16	325.22	5.41	1.66	855.62	27.45	3.21
25	KARUR VYSYA BANK	0.00	0.00	#DIV/0!	2.22	0.00	0.00	0.19	0.00	0.00	2.41	0.00	0.00	8.67	0.00	0.00	11.08	0.00	0.00
26	IDFC FIRST BANK	338.94	17.56	5.18	261.75	3.22	1.23	16.48	0.13	0.79	617.17	20.91	3.39	1157.28	19.05	1.65	1774.45	39.96	2.25
27	RBL BANK	2367.52	134.59	5.68	5.49	0.45	8.20	5.76	0.32	5.56	2378.77	135.36	5.69	9.96	0.44	4.42	2388.73	135.79	5.68
	TOTAL PRIVATE SECTOR BANKS	16632.61	1602.06	9.63	29527.30	724.80	2.45	2125.24	145.46	6.84	48285.18	2472.35	5.12	41188.01	970.88	2.36	89473.19	3443.22	3.85
	Total COMM. BANKS	56843.27	9127.24	16.06	80027.15	4147.92	5.18	17480.85	573.69	3.28	154351.31	13848.87	8.97	144072.38	2171.24	1.51	298423.71	16020.10	5.37
	CO-OPERATIVE BANKS																		
28	STATE CO-OP. BANK	11687.55	821.54	7.03	16.27	12.28	75.48	137.25	19.99	14.56	11841.07	853.81	7.21	1032.25	482.31	46.72	12873.32	1336.12	10.38
	TOTAL CO-OPERATIVE BANKS	11687.55	821.54	7.03	16.27	12.28	75.48	137.25	19.99	14.56	11841.07	853.81	7.21	1032.25	482.31	46.72	12873.32	1336.12	10.38
	REGIONAL RURAL BANKS																		
29	BIHAR GRAMIN BANK	25269.69	5104.51	20.20	3902.25	1004.71	25.75	1334.27	164.02	12.29	30506.21	6273.24	20.56	2211.50	60.43	2.73	32717.71	6333.67	19.36
	TOTAL REGIONAL RURAL BANKS	25269.69	5104.51	20.20	3902.25	1004.71	25.75	1334.27	164.02	12.29	30506.21	6273.24	20.56	2211.50	60.43	2.73	32717.71	6333.67	19.36
	SMALL FINANCE BANK																		
30	JANA SMALL FIN. BANK	448.62	68.66	15.30	376.13	5.61	1.49	103.99	1.25	1.20	928.74	75.53	8.13	147.47	1.22	0.83	1076.22	76.75	7.13
31	UJIVAN SMALL FIN. BANK	1369.06	26.24	1.92	348.44	5.08	1.45	243.67	2.78	1.14	1962.18	34.09	1.74	567.12	4.91	0.87	2529.30	39.00	1.54
32	UTKARSH SMALL FIN. BANK	2443.23	287.77	11.76	694.14	33.71	4.86	565.41	99.53	17.60	3702.78	421.01	11.37	621.73	38.16	6.14	4324.51	459.17	10.62
33	ESAF SMALL FIN. BANK	284.78	31.40	11.03	95.83	9.27	9.67	2.31	1.13	48.92	382.93	41.80	10.92	32.78	0.16	0.49	415.71	41.95	10.09
34	UNITY SMALL FINANCE BANK	444.06	43.33	9.76	63.10	11.21	17.77	29.61	12.14	41.00	536.76	66.68	12.42	113.87	8.16	7.17	650.63	74.84	11.50
	TOTAL SMALL FINANCE BANK	4989.75	457.40	9.17	1578.64	64.88	4.11	944.99	116.83	12.36	7513.39	639.11	8.51	1482.97	52.61	3.55	8996.37	691.71	7.69
	GRAND TOTAL	98790.26	15510.69	15.70	85524.31	5229.79	6.11	19897.36	874.53	4.40	204211.98	21615.03	10.58	148799.10	2766.59	1.86	353011.11	24381.60	6.91

STATE LEVEL BANKERS' COMMITTEE, BIHAR

(CONVENOR- STATE BANK OF INDIA)

DISTRICT WISE NON PERFORMING ASSETS IN VARIOUS SECTOR AS ON 31.03.2026

(Amount in Rs in Crore)

SL. NO.	District Name	AGRICULTURE			MSME			OPS			TOTAL PRIORITY SECTOR			NPS			NPA IN TOTAL ADVANCE		
		TOTAL O/S	TOTAL NPA	%AGE	TOTAL O/S	TOTAL NPA	%AGE	TOTAL O/S	TOTAL NPA	%AGE	TOTAL O/S	TOTAL NPA	%AGE	TOTAL O/S	TOTAL NPA	%AGE	TOTAL O/S	TOTAL NPA	%AGE
1	ARARIA	2303.80	384.89	16.71	1634.67	104.37	6.38	234.18	22.94	9.80	4172.64	512.20	12.28	2058.67	40.41	1.96	6231.32	552.61	8.87
2	ARWAL	524.38	81.05	15.46	303.29	23.97	7.90	52.36	9.35	17.86	880.04	114.37	13.00	508.72	96.77	19.02	1588.76	211.14	15.20
3	AURANGABAD	2319.31	537.05	23.16	1526.69	149.54	9.80	316.89	30.13	9.51	4162.90	716.73	17.22	1975.04	38.58	1.95	6137.94	755.31	12.31
4	BANKA	1369.78	290.82	21.23	717.52	119.57	16.66	270.63	15.60	5.76	2357.93	425.99	18.07	989.41	18.02	1.82	3347.33	444.01	13.26
5	BEGUSARAI	3508.80	524.79	14.96	3314.11	141.56	4.27	657.36	27.52	4.19	7480.28	693.88	9.28	3927.56	55.83	1.42	11407.84	749.71	6.57
6	BHAGALPUR	2194.75	351.21	16.00	3436.56	146.87	4.27	910.93	19.54	2.15	6542.22	517.63	7.91	5196.34	80.17	1.54	11738.56	597.80	5.09
7	BHOJPUR	1945.94	327.36	16.82	1530.83	86.68	5.66	564.90	24.02	4.25	4041.68	438.07	10.84	2858.71	52.50	1.84	6900.39	490.57	7.11
8	BUXAR	1428.35	378.39	26.49	883.77	82.67	9.35	261.95	12.07	4.61	2574.07	473.13	18.38	1532.30	26.71	1.74	4106.37	499.83	12.17
9	DARBHANGA	2376.11	209.37	8.81	2374.39	134.62	5.67	586.74	23.37	3.98	5337.23	367.35	6.88	4542.90	59.16	1.30	9880.13	426.51	4.32
10	GAYA	4141.41	604.71	14.60	3950.09	231.44	5.86	1004.09	42.05	4.19	9095.59	878.20	9.66	5741.64	309.53	5.39	14837.23	1187.73	8.01
11	GOPALGANJ	2166.92	395.66	18.26	1325.20	89.00	6.72	241.64	19.74	8.17	3733.77	504.41	13.51	2035.74	37.53	1.84	5769.51	541.93	9.39
12	JAMUI	1348.83	371.07	27.51	624.00	52.65	8.44	110.04	10.25	9.31	2082.87	433.97	20.84	1268.50	26.62	2.10	3351.37	460.59	13.74
13	JEHANABAD	884.25	186.79	21.12	572.26	52.91	9.25	162.03	12.64	7.80	1618.54	252.36	15.59	1060.31	111.17	10.48	2678.86	363.53	13.57
14	KAIMUR (BHABUA)	1729.97	421.81	24.38	612.54	61.81	10.09	173.55	15.02	8.65	2516.05	498.64	19.82	1244.01	22.26	1.79	3760.06	520.89	13.85
15	KATHAR	3045.84	370.13	12.15	1818.03	84.54	4.65	397.10	14.21	3.58	5260.97	468.88	8.91	2721.06	42.26	1.55	7982.04	511.13	6.40
16	KHAGARIA	1536.74	371.63	24.18	709.60	42.13	5.94	101.51	8.90	8.77	2347.86	422.65	18.00	1191.56	22.68	1.90	3539.42	445.33	12.58
17	KISHANGANJ	1770.68	257.43	14.54	847.38	51.20	6.04	188.17	10.93	5.81	2806.23	319.55	11.39	1348.04	18.08	1.34	4154.28	337.64	8.13
18	LAKHISARAI	870.84	224.93	25.83	408.97	29.03	7.10	103.95	11.13	10.71	1383.75	265.09	19.16	831.27	10.55	1.27	2215.03	275.64	12.44
19	MADHEPURA	1667.75	296.94	17.80	862.06	84.64	9.82	138.94	14.04	10.11	2668.75	395.62	14.82	1489.12	23.82	1.60	4157.87	419.44	10.09
20	MADHUBANI	2855.55	337.00	11.80	1508.71	113.56	7.53	410.62	26.41	6.43	4774.89	476.97	9.99	2885.63	37.47	1.30	7660.52	514.44	6.72
21	MUNGER	850.38	182.81	21.50	721.98	74.58	10.33	256.00	10.34	4.04	1828.36	267.73	14.64	1881.44	37.29	1.98	3709.81	305.02	8.22
22	MUZAFFARPUR	5185.70	672.28	12.96	5755.50	278.32	4.84	1264.64	46.92	3.71	12205.84	997.52	8.17	8516.16	150.16	1.76	20722.00	1147.88	5.54
23	NALANDA	2356.23	449.12	19.06	1880.87	149.77	7.96	402.86	30.57	7.59	4639.96	629.47	13.57	2874.76	44.23	1.54	7514.72	673.70	8.97
24	NAWADA	1798.25	356.25	19.81	970.65	74.01	7.62	307.34	16.06	5.23	3076.24	446.33	14.51	1609.79	28.13	1.75	4686.03	474.46	10.12
25	PASHCHIM CHAMPARAN	3054.07	464.48	15.21	1818.63	111.48	6.13	423.56	33.47	7.90	5296.26	609.43	11.51	3140.59	47.48	1.51	8436.85	656.92	7.79
26	PATNA	14373.58	1400.49	9.74	23859.14	1259.54	5.28	6212.51	121.02	1.95	44445.23	2781.05	6.26	53852.90	760.28	1.41	98298.13	3541.33	3.60
27	PURBI CHAMPARAN	4890.88	757.75	15.49	3201.26	178.60	5.58	441.55	23.91	5.42	8533.69	960.25	11.25	4222.00	87.03	2.06	12755.70	1047.29	8.21
28	PURNIA	3280.01	513.71	15.66	3615.55	148.49	4.11	721.07	28.05	3.89	7616.63	690.25	9.06	3991.91	62.06	1.55	11608.54	752.31	6.48
29	ROHTAS	2603.30	665.84	25.58	2182.96	170.58	7.81	433.23	36.89	8.52	5219.49	873.31	16.73	2765.00	50.47	1.83	7984.49	923.78	11.57
30	SAHARSA	1548.65	277.16	17.90	1067.77	76.42	7.16	167.90	10.29	6.13	2784.31	363.86	13.07	1751.15	23.35	1.33	4535.47	387.21	8.54
31	SAMASTIPUR	3757.36	660.02	17.57	2953.08	148.48	5.82	590.27	27.11	4.93	6860.71	835.59	12.18	3661.24	79.40	2.17	10521.94	914.99	8.70
32	SARAN	2786.09	389.48	13.98	1944.70	181.56	9.34	414.54	25.72	6.20	5145.35	596.76	11.60	3421.43	50.15	1.47	8566.78	646.91	7.55
33	SHEIKHPURA	598.69	109.67	18.32	392.54	31.33	7.98	77.44	7.70	9.94	1068.67	148.70	13.91	593.39	12.16	2.05	1662.06	160.86	9.68
34	SHEOHAR	540.78	81.25	15.02	214.15	30.62	14.30	43.64	4.57	10.01	798.57	116.25	14.56	400.87	10.73	2.68	1199.44	126.97	10.59
35	SITAMARHI	2158.11	398.68	18.47	1414.00	100.00	7.07	289.50	14.95	5.16	3861.63	513.63	13.30	2235.77	37.09	1.66	6097.39	550.72	9.03
36	SIWAN	3228.75	375.22	11.62	2002.95	126.45	6.31	344.98	23.36	6.77	5576.67	525.03	9.41	2867.75	48.69	1.70	8444.42	573.72	6.79
37	SUPAUL	1602.41	343.43	21.43	817.13	66.04	8.08	145.45	10.73	7.38	2564.98	420.21	16.38	1793.26	22.15	1.24	4358.23	442.35	10.15
38	VAISHALI	4187.00	490.04	11.70	2150.80	140.74	6.54	513.32	33.18	6.46	6851.13	663.97	9.69	3813.17	85.63	2.25	10664.30	749.61	7.03
	GRAND TOTAL	98790.24	15510.71	15.70	85524.33	5229.77	6.11	19897.38	874.50	4.40	204211.98	21615.03	10.58	148799.11	2766.60	1.86	353011.13	24381.61	6.91

STATE LEVEL BANKERS' COMMITTEE BIHAR, PATNA
(CONVENOR- STATE BANK OF INDIA)

BANK WISE NON PERFORMING ASSETS IN AGRICULTURE SECTOR AS ON 31.03.2025

No. in Actual and Amount in Crore

SN	Name of Bank	Farm Credit																												Out of Farm Credit, total allied activities						Agn. Infrastructure						Ancillary Activities						Total Agriculture (P5)					
		Crop Loan												Term Loan												Total		Total NPA		%Age NPA		Total		Total NPA		%Age NPA		Total		Total NPA		%Age NPA		Total		Total NPA		%Age NPA					
		Total		Total NPA		%Age NPA		Total		Total NPA		%Age NPA		Total		Total NPA		%Age NPA		Total		Total NPA		%Age NPA		Total		Total NPA		%Age NPA		Total		Total NPA		%Age NPA																	
		A/c	Amnt	A/c	Amnt	A/c	Amnt	A/c	Amnt	A/c	Amnt	A/c	Amnt	A/c	Amnt	A/c	Amnt	A/c	Amnt	A/c	Amnt	A/c	Amnt	A/c	Amnt	A/c	Amnt	A/c	Amnt	A/c	Amnt	A/c	Amnt	A/c	Amnt	A/c	Amnt																
LEAD BANKS																																																					
1	STATE BANK OF INDIA	347190	3030	171790	1229	49.48	40.57	246312	1761	33629	103	13.83	5.24	2900	109	1307	18	31.82	16.64	56	36	1	0	1.79	0.00	146874	6603	2515	73	1.71	1.10	740432	11430	307935	1409	28.08	12.29																
2	BANK OF BARODA	73423	1394	19894	181	27.08	13.01	48577	1382	2681	59	5.78	3.38	34543	1206	2008	38	5.81	3.12	883	90	40	3	4.63	3.25	7269	894	720	36	9.91	3.02	128134	3760	23338	293	18.21	7.80																
3	CANARA BANK	96268	1906	31248	282	31.46	17.54	18221	251	6021	57	33.04	12.96	15578	229	61	1	0.39	0.88	173	137	11	3	9.29	3.82	6540	671	558	59	8.90	8.82	121204	2688	37888	403	31.22	15.11																
4	CENTRAL BANK OF INDIA	283247	4442	168481	1232	39.47	22.19	29498	188	28839	189	91.12	58.60	73370	2483	9544	64	7.87	2.98	230	43	141	4	61.80	8.50	2574	237	814	46	23.63	17.93	218507	3030	196055	1471	62.14	29.24																
5	PUNJAB NATIONAL BANK	289924	3278	188341	1804	62.24	44.53	83543	2042	35848	326	39.76	15.93	28197	306	9728	101	34.50	19.98	1511	329	480	53	31.77	16.18	14408	1607	1277	162	18.80	10.10	390996	7337	219947	2048	56.25	17.81																
6	UNION BANK OF INDIA	64558	723	24245	212	37.58	29.31	30043	494	7022	81	23.37	16.46	22084	335	3942	47	17.65	14.00	62	40	3	1	8.06	2.92	2737	318	448	69	16.37	20.56	97400	1574	31720	399	32.57	22.86																
7	UCO BANK	198814	1401	79668	505	48.68	36.00	13873	104	13693	71	89.27	68.53	2041	10	2016	10	98.78	99.80	183	99	31	0	22.96	0.41	411	52	62	1	15.09	4.65	176233	1651	93474	378	58.04	23.06																
OTHER BANKS																																																					
8	BANK OF INDIA	104330	637	63489	273	62.74	38.38	42959	1264	8604	42	13.48	3.34	17146	274	9451	17	20.13	7.09	86	42	20	3	18.26	6.60	41341	2093	886	50	2.18	2.37	194916	4038	72881	467	37.44	11.57																
9	BANK OF MAHARASHTRA	246	9	44	0	17.89	5.92	1163	92	21	0	1.81	0.42	360	10	3	0	1.88	0.21	24	21	0	0	0.00	0.00	2118	171	90	2	4.28	1.15	3549	253	153	3	4.37	1.06																
10	INDIAN BANK	68996	883	45854	381	66.44	43.11	15733	509	2904	43	18.43	8.49	11840	373	1396	20	13.48	3.23	310	71	24	5	4.71	6.40	2142	579	434	46	20.28	8.01	85401	2042	49218	475	57.63	23.25																
11	INDIAN OVERSEAS BANK	3479	206	1442	15	41.45	7.43	1280	33	89	2	6.35	6.57	4859	100	1831	18	22.86	17.87	48	3	0	0	0.00	0.00	418	102	22	1	5.29	0.57	5220	348	1333	18	29.75	9.27																
12	PUNJAB AND SIND BANK	311	8	35	1	11.25	31.75	351	27	23	2	6.55	6.18	157	9	19	1	8.28	39.26	3	2	0	0	0.00	0.00	281	29	17	3	7.33	6.66	389	87	75	7	8.34	8.96																
	TOTAL PUBLIC SECTOR BANKS	1489798	17717	791501	5937	53.13	33.51	539129	3406	133375	949	24.74	11.29	214885	5730	31880	344	14.80	8.00	5702	908	753	74	29.34	8.15	227262	13177	8663	565	3.81	4.25	2259991	40211	934282	7525	48.34	15.71																
PRIVATE BANKS																																																					
13	AXIS BANK	5722	148	540	9	9.44	5.89	25328	969	56080	128	22.15	12.97	62259	241	40491	73	65.04	30.42	13	3	0	0	0.00	0.00	530	821	30	42	5.86	3.14	298451	1944	98850	177	21.88	8.09																
14	BANDHAN BANK	3	0	0	0	0.00	0.00	417723	1713	39938	126	8.20	4.64	418723	1713	39938	119	8.20	4.64	1	0	1	0	100.00	100.00	17934	180	2372	18	13.44	10.21	431383	2874	36311	142	8.42	4.96																
15	FEDERAL BANK	10301	56	7841	11	71.26	19.44	6	0	1	0	16.87	18.75	9080	12	7391	11	78.93	88.78	1	2	0	0	0.00	0.00	211	12	113	30	53.55	78.86	10519	70	7465	21	70.87	29.48																
16	HDFC BANK	2334	80	319	20	12.24	24.71	506952	2277	69902	169	13.79	7.43	272070	926	49885	103	16.90	11.12	242	109	2	0	1.41	0.30	869	671	13	13	3.78	2.00	510093	3130	70448	203	13.81	6.47																
17	ICICI BANK	3630	212	1489	34	38.88	25.45	16595	517	1236	24	7.45	4.80	4928	40	895	10	19.77	25.81	0	0	0	0	0.00	0.00	223	268	6	6	1.96	2.31	20748	997	2731	84	13.16	8.41																
18	IDBI BANK	20923	164	3832	32	18.31	19.71	64546	284	908	8	1.42	1.34	15189	89	227	1	1.48	1.43	36	12	1	0	1.78	0.34	372	46	46	1	12.37	3.67	85877	506	4787	42	5.37	8.40																
19	INDUSIND BANK	0	0	0	0	0.00	0.00	1252544	2092	41846	641	3.34	20.73	1008137	2335	32076	846	3.18	21.54	0	0	0	0	0.00	0.00	0	0	0	0	0.00	0.00	1292544	3092	41846	641	3.34	20.73																
20	J & K BANK	1	0	0	0	0.00	0.00	1	0	0	0	0.00	0.00	0	0	0	0	0.00	0.00	0	0	0	0	0.00	0.00	0	0	0	0	0.00	0.00	2	0	0	0	0.00	0.00																
21	KARNATAKA BANK	0	0	0	0	0.00	0.00	0	0	0	0	0.00	0.00	0	0	0	0	0.00	0.00	1	0	0	0	0.00	0.00	1	0	0	0	0.00	0.00	2	0	0	0	0.00	0.00																
22	KOTAK MAHINDRA BANK	320	0	31	0	9.36	32.38	209433	1053	42149	120	20.13	11.43	194653	351	39406	73	20.22	13.21	1	0	0	0	0.00	0.00	0	0	0	0	0.00	0.00	209954	1053	42180	120	20.09	11.44																
23	SOUTH INDIAN BANK	0	0	0	0	0.00	0.00	0	0	0	0	0.00	0.00	0	0	0	0	0.00	0.00	0	0	0	0	0.00	0.00	0	0	0	0	0.00	0.00	0	0	0	0	0.00	0.00																
24	YES BANK	0	0	0	0	0.00	0.00	77319	190	8928	20	11.06	7.93	77319	290	8928	20	11.06	7.93	0	0	0	0	0.00	0.00	15	10	0	0	0.00	0.00	77330	290	8928	20	11.06	7.93																
25	KARUR VYSYA BANK	0	0	0	0	0.00	0.00	0	0	0	0	0.00	0.00	0	0	0	0	0.00	0.00	0	0	0	0	0.00	0.00	0	0	0	0	0.00	0.00	0	0	0	0	0.00	0.00																
26	IDFC FIRST BANK	0	0	0	0	0.00	0.00	96370	339	10127	18	10.31	9.18	94913	330	10010	17	10.38	5.16	0	0	0	0	0.00	0.00	0	0	0	0	0.00	0.00	96370	339	10127	18	10.31	9.18																
27	RBL BANK	0	0	0	0	0.00	0.00	631445	2295	73839	122	11.69	9.75	439639	1515	47382	85	10.78	5.63	0	0	0	0	0.00	0.00	2133	72	93	3	4.36	3.70	633978	2368	73932	133	11.97	9.86																
	TOTAL PRIVATE SECTOR BANKS	43634	660	13752	126	31.52	19.03	3522138	13789	339354	1384	6.63	10.03	2591913	3213	267069	1866	10.30	11.57	195	121	4	0	2.05	0.34	21904	2062	2625	92	12.26	4.48	3587951	16633	355795	1602	9.92	9.63																
	Total COMM. BANKS	1533483	18377	805253	6063	52.51	32.99	4061247	22199	472729	2333	11.64	10.51	2806800	14942	298869	1410	10.65	9.43	3897	1029	757	74	19.43	7.23	349166	15239	11338	657	4.55	4.31	5847742	56843	1290077	9427	22.06	18.06																
CO-OPERATIVE BANKS																																																					
28	STATE CO-OP. BANK	517558	2709	178869	659	34.61	24.31	47993	445	392	13	0.82	2.97	221	1501	0	0	0.00	0.00	163	3	0	0	0.00	0.00	9511	8530	568	150	5.97	1.76	385205	11688	179829	822	46.68	7.03																
	TOTAL CO-OPERATIVE BANKS	327558	2709	178869	659	54.64	24.31	47993	445	392	13	0.82	2.97	221	1501	0	0	0.00	0.00	163	3	0	0	0.00	0.00	9511	8530	568	150	5.97	1.76	385205	11688	179829	822	46.68	7.03																
REGIONAL RURAL BANKS																																																					
29	BIHAR GRAMIN BANK	1109668	14647	517341	4899	24.89	19.88	91367	816	80267	201	88.20	51.83	128181	969	27907	83	11.78	14.94																																		

STATE LEVEL BANKERS' COMMITTEE BIHAR, PATNA

(CONVENOR- STATE BANK OF INDIA)

BANK WISE NON PERFORMING ASSETS IN MSME SECTOR AS ON 31.03.2026

No. in Actual and Amount in Crore

S.N.	Name of Bank	Micro Enterprises (Manufacturing + Service) (Including Khadi & Village Industries)						Small Enterprises (Manufacturing + Service)						Medium Enterprises (Manufacturing + Service)						Other finance to MSMEs (As indicated in Master Direction on PSL)						Total MSMEs (PS)					
		Total Outstanding		Total NPA		%Age NPA		Total Outstanding		Total NPA		%Age NPA		Total Outstanding		Total NPA		%Age NPA		Total Outstanding		Total NPA		%Age NPA		Total Outstanding		Total NPA		%Age NPA	
		A/c	Amnt	A/c	Amnt	A/c	Amnt	A/c	Amnt	A/c	Amnt	A/c	Amnt	A/c	Amnt	A/c	Amnt	A/c	Amnt	A/c	Amnt	A/c	Amnt	A/c	Amnt	A/c	Amnt	A/c	Amnt	A/c	Amnt
LEAD BANKS																															
1	STATE BANK OF INDIA	111706	9445	10071	258	9.02	1.73	4137	3007	196	40	4.74	1.32	436	1987	12	3	1.75	0.13	5138	89	16	0.3	0.31	0.33	121417	14528	10286	300	8.47	2.07
2	BANK OF BARODA	47218	3061	14376	335	30.45	10.61	584	719	35	44	5.99	6.19	149	366	5	10	3.36	2.66	0	0	0	0.00	0.00	0.00	47651	4147	14268	376	39.76	9.06
3	CANARA BANK	41864	2932	11190	266	26.73	9.07	1477	873	521	50	35.27	5.72	84	153	16	7	19.05	4.31	509	66	205	3.1	40.28	4.63	43934	4024	11930	325	27.15	8.08
4	CENTRAL BANK OF INDIA	80508	3684	50109	476	62.24	12.93	1184	763	369	41	31.17	5.31	20	41	7	1	35.00	2.33	84	90	22	1.5	26.19	1.65	81796	4579	49436	505	60.44	11.02
5	PUNJAB NATIONAL BANK	122355	6228	48734	709	39.83	11.38	4576	1706	2440	134	53.32	7.89	243	406	80	8	32.92	1.95	0	0	0	0.00	0.00	0.00	127174	8334	51251	851	40.30	10.21
6	UNION BANK OF INDIA	33198	1808	6261	104	18.86	5.74	531	482	31	14	4.91	2.96	45	89	0	0	0.00	0.00	0	0	0	0.00	0.00	0.00	33874	1373	6275	118	18.52	4.95
7	UCO BANK	56680	1891	23235	326	40.99	12.37	569	581	30	50	5.33	8.57	2	130	0	0	0.00	0.00	0	0	0	0.00	0.00	0.00	57245	2532	23251	276	40.62	10.89
OTHER BANKS																															
8	BANK OF INDIA	74142	3668	18229	390	24.59	10.63	699	855	41	36	5.87	4.25	563	188	4	0	0.71	0.02	0	0	0	0.00	0.00	0.00	75404	4711	18274	426	24.23	9.05
9	BANK OF MAHARASHTRA	3515	327	787	7	22.39	2.01	80	129	2	3	2.50	2.56	7	35	0	0	0.00	0.00	0	0	0	0.00	0.00	0.00	3602	501	789	10	21.90	2.01
10	INDIAN BANK	25213	2686	5981	178	13.72	6.62	715	954	48	33	6.71	3.47	44	356	3	0	6.82	0.01	0	0	0	0.00	0.00	0.00	25971	3996	4680	210	18.02	5.26
11	INDIAN OVERSEAS BANK	8523	492	404	9	4.74	1.74	73	76	1	0	1.37	0.00	16	6	0	0	0.00	0.00	0	0	0	0.00	0.00	0.00	8606	574	405	9	4.71	1.49
12	PUNJAB AND SIND BANK	2239	168	693	18	30.95	10.63	25	33	0	0	0.00	0.00	0	0	0	0	0.00	0.00	0	0	0	0.00	0.00	0.00	2264	201	689	18	30.43	8.88
TOTAL PUBLIC SECTOR BANKS		607160	36340	190070	2965	31.30	8.16	14744	10173	3714	446	25.19	4.38	1603	3742	127	28	7.92	0.75	5731	246	243	4.9	4.24	1.98	629238	50500	191534	3423	30.44	6.78
PRIVATE BANKS																															
13	AXIS BANK	9174	1729	545	61	5.94	3.52	1888	1450	99	52	5.24	3.56	336	478	11	0	3.27	0.06	0	0	0	0.00	0.00	0.00	11398	3657	655	113	5.75	3.09
14	BANDHAN BANK	327871	2704	29871	164	9.11	6.06	102	74	0	0	0.00	0.00	4	3	0	0	0.00	0.00	0	0	0	0.00	0.00	0.00	327977	1781	29871	164	9.11	5.89
15	FEDERAL BANK	4074	63	2096	3	51.45	5.52	62	58	0	0	0.00	0.00	14	20	4	1	28.57	5.66	0	0	0	0.00	0.00	0.00	4150	142	2099	5	50.58	3.24
16	HDFC BANK	31324	5805	1240	127	3.96	3.18	4317	3830	78	45	1.81	1.17	822	1157	1	0	0.12	0.00	0	0	0	0.00	0.00	0.00	36463	10792	1319	172	3.62	1.59
17	ICICI BANK	11991	3907	542	55	4.52	1.41	3770	3546	82	56	2.18	1.59	452	775	15	10	3.32	2.52	0	0	0	0.00	0.00	0.00	16213	8229	639	131	3.94	1.59
18	IDBI BANK	4750	551	647	29	13.62	5.19	94	126	0	0	0.00	0.00	0	0	0	0	0.00	0.00	0	0	0	0.00	0.00	0.00	4844	677	635	25	13.11	3.64
19	INDUSIND BANK	119503	1944	4420	87	3.70	4.46	395	154	21	1	5.32	0.46	31	70	4	1	12.90	1.17	0	0	0	0.00	0.00	0.00	119929	2168	4445	88	3.71	4.07
20	J & K BANK	78	7	4	0	5.13	1.19	0	0	0	0	0.00	0.00	1	30	0	0	0.00	0.00	0	0	0	0.00	0.00	0.00	79	37	4	0	5.06	0.22
21	KARNATAKA BANK	26	7	4	0	15.38	2.43	2	1	0	0	0.00	0.00	0	0	0	0	0.00	0.00	0	0	0	0.00	0.00	0.00	28	8	4	0	14.29	2.08
22	KOTAK MAHINDRA BANK	2454	359	173	19	7.05	5.19	385	120	7	1	1.82	0.60	50	17	11	3	22.00	17.09	0	0	0	0.00	0.00	0.00	2889	496	191	22	6.61	4.47
23	SOUTH INDIAN BANK	9	0	1	0	11.11	0.00	4	3	0	0	0.00	0.00	0	0	0	0	0.00	0.00	0	0	0	0.00	0.00	0.00	13	3	1	0	7.69	0.00
24	YES BANK	317	139	20	2	2.45	1.54	203	112	0	0	0.00	0.00	11	19	0	0	0.00	0.00	0	0	0	0.00	0.00	0.00	1091	270	20	2	1.94	0.90
25	KARUR VYSYA BANK	11	2	0	0	0.00	0.00	1	0	0	0	0.00	0.00	0	0	0	0	0.00	0.00	0	0	0	0.00	0.00	0.00	12	2	0	0	0.00	0.00
26	IDFC FIRST BANK	7680	239	72	3	0.94	1.34	156	20	0	0	0.00	0.00	36	2	0	0	0.00	0.00	0	0	0	0.00	0.00	0.00	7872	262	72	3	0.91	1.23
27	RBL BANK	15	2	1	0	6.57	28.30	29	4	0	0	0.00	0.00	0	0	0	0	0.00	0.00	0	0	0	0.00	0.00	0.00	44	5	1	0	2.37	8.20
TOTAL PRIVATE SECTOR BANKS		519777	17458	39636	550	7.63	3.15	11408	9499	287	154	2.52	1.62	1757	2571	46	25	2.62	0.96	0	0	0	0.00	0.00	0.00	532942	29527	39956	725	7.50	2.45
Total COMM. BANKS		1126957	53797	229706	3515	20.38	6.53	26152	19672	4001	600	15.30	3.05	3360	6312	173	53	5.15	0.83	5731	246	243	4.9	4.24	1.98	1162180	80027	231490	4148	19.92	5.18
CO-OPERATIVE BANKS																															
28	STATE CO-OP. BANK	717	12	134	2	18.69	14.21	0	0	0	0	0.00	0.00	199	4	111	11	55.78	241.46	0	0	0	0.00	0.00	0.00	916	16	245	12	26.75	75.48
TOTAL CO-OPERATIVE BANKS		717	12	134	2	18.69	14.21	0	0	0	0	0.00	0.00	199	4	111	11	55.78	241.46	0	0	0	0.00	0.00	0.00	916	16	245	12	26.75	75.48
REGIONAL RURAL BANKS																															
29	BIHAR GRAMIN BANK	239433	3902	155660	1032	65.01	26.44	0	0	0	0	0.00	0.00	0	0	0	0	0.00	0.00	0	0	0	0.00	0.00	0.00	239433	3902	151485	1005	63.27	25.75
TOTAL REGIONAL RURAL BANKS		239433	3902	155660	1032	65.01	26.44	0	0	0	0	0.00	0.00	0	0	0	0	0.00	0.00	0	0	0	0.00	0.00	0.00	239433	3902	151485	1005	63.27	25.75
SMALL FINANCE BANK																															
30	JANA SMALL FIN. BANK	21149	373	458	6	2.17	1.50	10	3	0	0	0.00	0.00	3	0	0	0	0.00	0.00	0	0	0	0.00	0.00	0.00	21162	376	458	6	2.16	1.49
31	UJIVAN SMALL FIN. BANK	65494	327	2517	5	3.85	1.51	21	8	0	0	0.00	0.00	14	4	0	0	0.00	0.00	0	0	0	0.00	0.00	0.00	65469	349	2517	5	3.84	1.45
32	UTKARSH SMALL FIN. BANK	14712	627	1311	32	8.91	5.15	59	54	2	1	3.35	3.72	4	13	0															

STATE LEVEL BANKERS' COMMITTEE BIHAR, PATNA

(CONVENOR- STATE BANK OF INDIA)

Bank Wise Cases Pending with District Authorities for Disposal under Section 14 of SARFAESI as on 31.03.2026

Amt. in Rs. Crore

Sl. No.	Bank Name	Cases pending as on 31.12.2025		Cases filed during the quarter March'26		Cases disposed during the quarter March'25		Cases pending as on 31.03.2026		Cases pending for 6 months or more as on 31.03.2026	
		No.	Amt.	No.	Amt.	No.	Amt.	No.	Amt.	No.	Amt.
LEAD BANKS											
1	STATE BANK OF INDIA	14	1.57	10	1.39	2	0.14	22	2.82	7	0.74
2	BANK OF BARODA	26	18.62	2	0.78	5	0.62	23	18.77	14	16.54
3	CANARA BANK	100	35.28	8	5.98	1	0.32	107	40.96	23	20.53
4	CENTRAL BANK OF INDIA	199	31.32	21	3.35	24	2.66	198	32.02	162	27.24
5	PUNJAB NATIONAL BANK	454	51.70	21	6.85	5	0.20	470	58.33	45	6.84
6	UNION BANK OF INDIA	69	32.05	61	27.26	0	0.00	130	59.31	11	1.81
7	UCO BANK	0	0.00	0	0.00	0	0.00	0	0.00	0	0.00
OTHER BANKS											
8	BANK OF INDIA	59	11.82	11	2.06	14	2.69	56	11.19	29	5.95
9	BANK OF MAHARASHTRA	20	5.38	6	1.47	0	0.00	26	8.85	0	0.00
10	INDIAN BANK	34	17.24	20	6.89	20	6.74	34	17.38	10	5.63
11	INDIAN OVERSEAS BANK	17	3.39	3	5.53	3	5.53	17	3.40	9	1.54
12	PUNJAB AND SIND BANK	21	3.92	2	1.60	0	0.00	23	5.52	14	4.19
TOTAL PUBLIC SECTOR BANKS		1013	212.29	165	63.16	74	18.90	1104	256.55	324	91.01
PRIVATE BANKS											
13	AXIS BANK	88	83.19	26	44.69	20	7.21	94	120.67	42	31.29
14	BANDHAN BANK	0	0.00	0	0.00	0	0.00	0	0.00	0	0.00
15	FEDERAL BANK	0	0.00	0	0.00	0	0.00	0	0.00	0	0.00
16	HDFC BANK	9	19.84	6	3.49	4	2.14	11	20.98	5	18.37
17	ICICI BANK	77	51.35	22	22.29	25	14.62	74	59.04	45	36.37
18	IDBI BANK	3	0.54	0	0.00	0	0.00	3	0.54	2	0.29
19	INDUSIND BANK	0	0.00	0	0.00	0	0.00	0	0.00	0	0.00
20	J & K BANK	0	0.00	0	0.00	0	0.00	0	0.00	0	0.00
21	KARNATAKA BANK	0	0.00	0	0.00	0	0.00	0	0.00	0	0.00
22	KOTAK MAHINDRA BANK	0	0.00	0	0.00	0	0.00	0	0.00	0	0.00
23	SOUTH INDIAN BANK	0	0.00	0	0.00	0	0.00	0	0.00	0	0.00
24	YES BANK	0	0.00	0	0.00	0	0.00	0	0.00	0	0.00
25	KARUR VYSYA BANK	0	0.00	0	0.00	0	0.00	0	0.00	0	0.00
26	IDFC FIRST BANK	0	0.00	0	0.00	0	0.00	0	0.00	0	0.00
27	RBL BANK	0	0.00	0	0.00	0	0.00	0	0.00	0	0.00
TOTAL PRIVATE SECTOR BANKS		177	154.72	54	70.47	49	23.97	182	201.23	94	86.32
Total COMM. BANKS		1190	367.01	219	133.63	123	42.87	1286	457.78	418	177.33
CO-OPERATIVE BANKS											
28	STATE CO-OP. BANK	0	0.00	0	0.00	0	0.00	0	0.00	0	0.00
TOTAL CO-OPERATIVE BANKS		0	0.00	0	0.00	0	0.00	0	0.00	0	0.00
REGIONAL RURAL BANKS											
29	BIHAR GRAMIN BANK	70	18.53	0	0.00	4	0.35	66	18.18	66	17.99
TOTAL REGIONAL RURAL BANKS		70	18.53	0	0.00	4	0.35	66	18.18	66	17.99
SMALL FINANCE BANK											
30	JANA SMALL FIN. BANK	58	10.84	35	7.23	57	7.31	56	10.55	20	5.35
31	UJIVAN SMALL FIN. BANK	0	0.00	0	0.00	0	0.00	0	0.00	0	0.00
32	UTKARSH SMALL FIN. BANK	21	4.24	28	4.97	17	3.07	32	6.14	18	2.05
33	ESAF SMALL FIN. BANK	0	0.00	0	0.00	0	0.00	0	0.00	0	0.00
34	UNITY SMALL FINANCE BANK	11	4.28	1	0.01	0	0.00	12	4.29	0	0.00
TOTAL SMALL FINANCE BANK		90	19.16	64	12.21	74	10.38	100	20.98	38	7.40
GRAND TOTAL		1350	404.70	303	145.84	201	53.60	1452	496.94	522	202.72

STATE LEVEL BANKERS' COMMITTEE BIHAR, PATNA

(CONVENOR- STATE BANK OF INDIA)

District Wise Cases Pending with District Authorities for Disposal under Section 14 of SARFAESI as on 31.03.2026

Amt. (in Crore)

Sl. No.	Bank Name	Cases pending as on 31.12.2025		Cases filed during the quarter March'26		Cases disposed during the quarter March'25		Cases pending as on 31.03.2026		Cases pending for 6 months or more as on 31.03.2026	
		No.	Amt.	No.	Amt.	No.	Amt.	No.	Amt.	No.	Amt.
1	ARARIA	25	20.91	6	2.14	4	1.15	27	21.89	16	19.15
2	ARWAL	8	1.71	0	0.00	0	0.00	8	1.71	7	1.41
3	AURANGABAD	71	14.04	2	2.20	0	0.00	73	16.24	14	4.26
4	BANKA	4	0.80	13	7.36	1	0.20	16	7.96	0	0.00
5	BEGUSARAI	19	6.78	11	2.66	5	2.82	25	6.62	6	1.70
6	BHAGALPUR	47	38.74	26	6.61	4	0.38	69	44.97	26	33.96
7	BHOJPUR	17	7.48	5	1.98	0	0.00	22	9.46	14	5.94
8	BUXAR	6	1.96	3	3.41	1	0.86	8	4.51	5	0.99
9	DARBHANGA	26	19.72	3	0.91	6	2.23	23	18.39	15	16.71
10	GAYA	51	18.76	21	5.64	2	0.07	70	24.33	20	9.50
11	GOPALGANJ	33	5.26	4	0.99	6	1.02	31	5.23	12	1.82
12	JAMUI	6	0.39	0	0.00	0	0.00	6	0.39	2	0.15
13	JEHANABAD	19	7.41	3	1.14	2	0.50	20	8.05	13	5.70
14	KAIMUR (BHABUA)	5	8.27	2	5.80	2	1.13	5	12.93	1	0.21
15	KATIHAR	28	4.09	4	0.78	7	0.95	25	3.93	10	1.33
16	KHAGARIA	11	2.86	4	1.10	0	0.00	15	3.96	3	0.35
17	KISHANGANJ	33	3.82	1	0.44	0	0.00	34	4.27	24	2.54
18	LAKHISARAI	4	1.47	0	0.00	1	0.22	3	1.25	4	1.43
19	MADHEPURA	24	2.55	4	1.48	11	0.96	17	3.07	7	0.63
20	MADHUBANI	15	3.58	5	0.97	3	0.47	17	4.08	0	0.00
21	MUNGER	38	13.07	5	2.23	1	0.04	42	15.26	17	6.68
22	MUZAFFARPUR	83	13.32	29	9.15	17	4.55	95	17.93	24	5.10
23	NALANDA	59	9.62	0	0.00	1	1.21	58	8.41	25	5.70
24	NAWADA	7	1.26	5	0.33	2	0.00	10	1.59	5	0.66
25	PASHCHIM CHAMPARAN	45	9.84	1	0.91	12	2.72	34	8.03	26	6.72
26	PATNA	219	79.23	53	40.42	28	15.21	244	104.45	38	20.95
27	PURBI CHAMPARAN	31	7.87	23	13.11	17	4.66	37	16.34	9	0.95
28	PURNIA	118	40.53	18	17.36	6	0.15	130	57.74	46	22.80
29	ROHTAS	75	11.91	7	2.13	6	0.68	76	13.34	59	10.07
30	SAHARSA	20	6.01	2	0.34	2	0.89	20	5.47	12	3.20
31	SAMASTIPUR	31	11.37	18	5.54	3	0.92	46	15.99	9	3.82
32	SARAN	31	4.98	3	0.17	5	0.64	29	4.51	15	2.22
33	SHEIKHPURA	3	0.48	0	0.00	0	0.00	3	0.48	3	0.98
34	SHEOHAR	24	3.89	0	0.00	0	0.00	24	3.89	1	0.84
35	SITAMARHI	13	3.00	4	2.82	5	1.38	12	4.44	3	0.33
36	SIWAN	29	4.98	4	0.43	8	0.94	25	4.46	11	1.31
37	SUPAUL	12	1.31	3	0.39	2	0.27	13	1.43	4	0.47
38	VAISHALI	60	11.43	11	4.90	31	6.38	40	9.94	16	2.14
	GRAND TOTAL	1350	404.70	303	145.84	201	53.60	1452	496.94	522	202.72

STATE LEVEL BANKERS' COMMITTEE BIHAR, PATNA

(CONVENOR- STATE BANK OF INDIA)

BANK WISE CERTIFICATE CASES AS ON 31.03.2026

Amt. in Rs. Crore

S.N	Bank Name	Cases pending as on 31.12.2025		No. of cases filed during the quarter March'26		No. of cases disposed during the quarter March'26		Cases pending as on 31.03.2026	
		No.	Amt.	No.	Amt.	No.	Amt.	No.	Amt.
LEAD BANKS									
1	STATE BANK OF INDIA	162599	1433	1625	34	3004	24	161220	1443
2	BANK OF BARODA	5008	57	838	11	574	4	5272	63
3	CANARA BANK	8494	44	240	3	39	1	8695	46
4	CENTRAL BANK OF INDIA	50736	304	119	1	95	0	50760	304
5	PUNJAB NATIONAL BANK	3082	98	31	1	5	1	3108	98
6	UNION BANK OF INDIA	0	0	457	8	0	0	457	8
7	UCO BANK	22614	445	223	2	159	1	22678	447
OTHER BANKS									
8	BANK OF INDIA	10763	121	738	9	1088	13	10413	117
9	BANK OF MAHARASHTRA	1176	36	0	0	0	0	1176	36
10	INDIAN BANK	8008	130	130	2	0	0	8138	132
11	INDIAN OVERSEAS BANK	1178	50	0	0	0	0	1178	50
12	PUNJAB AND SIND BANK	18	0	0	0	0	0	18	0
TOTAL PUBLIC SECTOR BANKS		273676	2718	4401	70	4964	45	273113	2743
PRIVATE BANKS									
13	AXIS BANK	53	1	0	0	0	0	53	1
14	BANDHAN BANK	0	0	0	0	0	0	0	0
15	FEDERAL BANK	0	0	0	0	0	0	0	0
16	HDFC BANK	0	0	0	0	0	0	0	0
17	ICICI BANK	0	0	0	0	0	0	0	0
18	IDBI BANK	1358	38	39	1	0	0	1397	39
19	INDUSIND BANK	0	0	0	0	0	0	0	0
20	J & K BANK	0	0	0	0	0	0	0	0
21	KARNATAKA BANK	0	0	0	0	0	0	0	0
22	KOTAK MAHINDRA BANK	0	0	0	0	0	0	0	0
23	SOUTH INDIAN BANK	0	0	0	0	0	0	0	0
24	YES BANK	0	0	0	0	0	0	0	0
25	KARUR VYSYA BANK	0	0	0	0	0	0	0	0
26	IDFC FIRST BANK	0	0	0	0	0	0	0	0
27	RBL BANK	0	0	0	0	0	0	0	0
TOTAL PRIVATE SECTOR BANKS		1411	39	39	1	0	0	1450	41
Total COMM. BANKS		275087	2757	4440	72	4964	45	274563	2784
CO-OPERATIVE BANKS									
28	STATE CO-OP. BANK	17895	259	3683	23	318	5	21260	277
TOTAL CO-OPERATIVE BANKS		17895	259	3683	23	318	5	21260	277
REGIONAL RURAL BANKS									
29	BIHAR GRAMIN BANK	126026	2394	3802	158	5745	105	124083	2447
TOTAL REGIONAL RURAL BANKS		126026	2394	3802	158	5745	105	124083	2447
SMALL FINANCE BANK									
30	JANA SMALL FIN. BANK	0	0	0	0	0	0	0	0
31	UJJIVAN SMALL FIN. BANK	0	0	0	0	0	0	0	0
32	UTKARSH SMALL FIN. BANK	0	0	0	0	0	0	0	0
33	ESAF SMALL FIN. BANK	0	0	0	0	0	0	0	0
34	UNITY SMALL FINANCE BANK	0	0	0	0	0	0	0	0
TOTAL SMALL FINANCE BANK		0	0	0	0	0	0	0	0
GRAND TOTAL		419008	5410	11925	253	11027	155	419906	5508

STATE LEVEL BANKERS' COMMITTEE BIHAR, PATNA

(CONVENOR- STATE BANK OF INDIA)

DISTRICT WISE CERTIFICATE CASES AS ON 31.03.2026

Amt. in Rs. Crore

Sl.No.	Bank Name	Cases pending as on 31.12.2025		No. of cases filed during the quarter March'26		No. of cases disposed during the quarter March'26		Cases pending as on 31.03.2026	
		No.	Amt.	No.	Amt.	No.	Amt.	No.	Amt.
1	ARARIA	7374	77	556	10	106	1	7824	86
2	ARWAL	3080	55	78	1	208	3	2950	53
3	AURANGABAD	12049	149	1073	4	542	9	12580	144
4	BANKA	23222	302	221	3	429	4	23014	301
5	BEGUSARAJ	12230	157	217	2	337	3	12110	156
6	BHAGALPUR	27018	354	160	4	407	2	26771	356
7	BHOJIPUR	12947	191	262	31	278	21	12931	202
8	BUXAR	10776	185	143	3	120	2	10799	186
9	DARBHANGA	3598	52	152	2	162	2	3588	53
10	GAYA	6272	82	304	5	304	4	6272	83
11	GOPALGANJ	10293	121	100	2	301	4	10092	119
12	JAMUI	7843	108	95	1	201	2	7737	107
13	JEHANABAD	5387	78	155	2	203	2	5339	77
14	KAIMUR (BHABUA)	14291	212	143	2	452	6	13972	209
15	KATI HAR	12788	152	103	2	225	2	12666	152
16	KHAGARIA	12278	135	550	8	447	6	12381	136
17	KISHANGANJ	12007	143	275	6	132	2	12150	147
18	LAKHISARAI	5318	83	62	0	247	2	5133	82
19	MADHEPURA	7445	96	380	5	180	3	7645	99
20	MADHUBANI	6039	100	135	2	104	1	6070	101
21	MUNGER	10024	107	118	1	541	6	9601	103
22	MUZAFFARPUR	25944	296	2153	16	601	6	27496	307
23	NALANDA	8795	131	103	2	116	2	8782	132
24	NAWADA	5346	99	28	0	229	5	5145	95
25	PASHCHIM CHAMPARAN	19509	196	507	10	133	2	19883	204
26	PATNA	12948	214	312	8	355	5	12905	217
27	PURBI CHAMPARAN	23647	277	745	8	929	10	23463	276
28	PURNIA	12750	143	232	6	69	1	12913	148
29	ROHTAS	12613	305	93	1	595	13	12111	293
30	SAHARSA	5234	64	917	23	270	4	5881	83
31	SAMASTIPUR	12040	127	79	1	159	1	11960	127
32	SARAN	11031	141	102	1	443	5	10690	138
33	SHEIKHPURA	4204	48	114	1	144	2	4174	47
34	SHEQHAR	7763	49	88	1	40	0	7811	49
35	SITAMARHI	8702	73	166	2	234	3	8634	72
36	SIWAN	10328	125	153	4	301	4	10180	126
37	SUPAUL	6091	76	628	11	336	5	6383	82
38	VAISHALI	9784	107	223	57	137	2	9870	163
	GRAND TOTAL	419008	5410	11925	253	11027	155	419906	5508

LBS - MIS

Statement showing Achievement vis-à-vis Targets under the Annual Credit Plan (ACP) for the FY 2025-26 as on 31.03.2026

(No. in actuals, Amt. in Thousand)

Name of the State : BIHAR

Sr. No	Sector	(A) Public Sector Banks									
		ACP Target (Annual)		Achievement/ Disbursement		% Achievement		Outstanding for the quarter		Outstanding for the quarter	
		No. of Acc.	Amount.	No. of Acc.	Amount	No. of Acc.	Amount	No. of Acc.	Amount	No. of Acc.	Amount
1	Priority Sector										
1A	Agriculture= 1A(i)+1A(ii)+1A (iii)	2674615	440470000.00	910810	253671852.91	34.05	57.59	2259891	402106716.90	1186796	49897427.00
1A(i)	Farm Credit	2617491	359050000.00	727483	152948535.45	27.79	42.60	2028927	261260020.28	1161513	48396564.69
1A(ii)	Agriculture Infrastructure	1568	3920000.00	2123	4482015.29	135.40	114.34	3702	9080881.45	0	0.00
1A(iii)	Ancillary Activities	55556	77500000.00	181204	96241302.59	326.16	124.18	227262	131765815.37	25283	1500862.32
	Out of 1A(iii) above, loans upto 50 crore to Start-ups engaged in Agri and Allied services	0	0.00	204	121547.10	0.00	0.00	272	178005.16	0	0.00
	Out of Agriculture, loans to Small and Marginal	0	0.00	529631	104189524.98	0.00	0.00	1403789	237594651.03	966984	40615158.63
1B	MSMEs = 1B(i)+1B(ii)+1B(iii)+1B(iv)+1B(v)	1187063	704560000.00	319456	619208165.47	26.91	87.89	629238	504998466.24	135338	15786495.20
1B(i)	Micro Enterprises (Manufacturing + Service) (including Khadi and Village Industries)	1147500	459000000.00	304115	420886325.33	26.50	91.70	607160	363395071.84	135222	14942656.54
1B(ii)	Small Enterprises (Manufacturing + Service)	36750	183750000.00	9401	144191967.38	25.58	78.47	14744	101727306.95	92	661598.89
1B(iii)	Medium Enterprises (Manufacturing + Service)	2253	56210000.00	1332	50686936.98	59.12	90.17	1603	37415598.11	21	175868.75
1B(iv)	Others under MSMEs	560	5600000.00	4608	3442936.07	822.86	61.48	5731	2460490.26	3	6371.09
	Out of 1B(iv) above, loans upto 50 crores to Start-	0	0.00	0	0.00	0.00	0.00	0	0.00	0	0.00
1C	Export Credit	0	0.00	0	0.00	0.00	0.00	1	182.52	0	0.00
1D	Education (Priority Sector)	13024	5750000.00	17099	3921166.05	131.29	68.19	52542	20793660.23	0	0.00
1E	Housing (Priority Sector)	14880	14880000.00	15976	17047200.35	107.37	114.56	95247	122991100.79	5530	1339220.70
1F	Social Infrastructure	1300	3250000.00	42	393184.84	3.23	12.10	68	68825.22	14212	233183.41
1G	Renewable Energy	8825	3530000.00	6999	1293747.84	79.31	36.65	8692	1433174.11	0	0.00
1H	Others	126214	7060000.00	90401	9125251.97	71.63	129.25	52734	8269282.75	214640	7877581.78
	Out of 1H above, loans upto 50 crore to Start-ups (other than Agri/ MSME)	0	0.00	12	2361.50	0.00	0.00	37	7235.64	0	0.00
2	Sub total= 1A+1B+1C+1D+1E+1F+1G+1H	4025921	1179500000.00	1360783	904660568.54	33.80	76.70	3098413	1060661407.85	1556516	75133907.99
3	Loans to weaker Sections under PSL	3400508	306030000.00	871725	162940866.65	25.64	53.24	2335101	354086579.96	1310980	48702821.04
	Out of 3 above, loans to individual women beneficiaries up to 1 lakh	0	0.00	138600	6943659.14	0.00	0.00	399412	14233709.11	1080507	40952494.59
4	Non-Priority Sector										
4A	Agriculture(NPS)	0	0.00	377	4586122.59	0.00	0.00	3254	2524457.85	0	0.00
4B	Education(NPS)	946	7010000.00	1365	1991262.77	144.29	28.41	2557	7148272.25	0	0.00
4C	Housing(NPS)	19644	58470000.00	28113	62497553.67	143.11	106.89	105275	201927545.21	1724	2050639.48
4D	Personal Loans under Non-Priority Sector	168640	84320000.00	125873	90384897.91	74.64	107.19	377616	146957648.03	31	1941.17
4E	Others(NPS)	1581982	474590000.00	498651	521223026.43	31.52	109.83	1262158	670285817.60	153047	12777157.44
5	Sub-total=4A+4B+4C+4D+4E	1771212	624390000.00	654379	680682862.06	36.95	109.02	1750860	1028843740.11	154802	14829738.03
	Total=2+5	5797133	1803890000.00	2015162	1585343430.60	34.76	87.88	4549273	2089505147.97	1711318	89963646.02

LBS - MIS

Statement showing Achievement vis-à-vis Targets under the Annual Credit Plan (ACP) for the FY 2025-26 as on 31.03.2026

(No. in actuals, Amt. in Thousand)

Name of the State : BIHAR

(B) Private Banks

Sr. No	Sector	ACP Target (Annual)		Achievement/ Disbursement		% Achievement		Outstanding for the quarter	
		No. of Acc.	Amount	No. of Acc.	Amount	No. of Acc.	Amount	No. of Acc.	Amount
		1	Priority Sector						
1A	Agriculture= 1A(i)+1A(ii)+1A (iii)	1387957	226740000.00	1607304	144607719.83	115.80	63.78	3587851	166326121.24
1A(i)	Farm Credit	1359826	186630000.00	1593268	119488249.71	117.17	64.02	3565752	144492951.69
1A(ii)	Agriculture Infrastructure	816	2040000.00	82	439413.57	10.05	21.54	195	1213660.48
1A(iii)	Ancillary Activities	27315	38070000.00	13954	24680056.60	51.09	64.83	21904	20619509.23
	Out of 1A(iii) above, loans upto 50 crore to Start-ups engaged in Agri and Allied services	0	0.00	3	3069.21	0.00	0.00	2	1724.81
	Out of Agriculture, loans to Small and Marginal Farmers	0	0.00	976446	78598250.06	0.00	0.00	1951681	92906647.64
1B	MSMEs = 1B(i)+1B(ii)+1B(iii)+1B(iv)+1B(v)	531394	317090000.00	295775	287781697.11	55.66	90.76	532942	295273020.55
1B(i)	Micro Enterprises (Manufacturing + Service) (including Khadi and Village Industries)	513375	205350000.00	285418	146040032.22	55.60	71.12	519777	174578229.91
1B(ii)	Small Enterprises (Manufacturing + Service)	16686	83430000.00	9007	105866824.70	53.98	126.89	11408	94987781.94
1B(iii)	Medium Enterprises (Manufacturing + Service)	1063	25610000.00	1350	35874840.58	127.00	140.08	1757	25707009.14
1B(iv)	Others under MSMEs	270	2700000.00	0	0.00	0.00	0.00	0	0.00
	Out of 1B(iv) above, loans upto 50 crores to Start-ups	0	0.00	0	0.00	0.00	0.00	0	0.00
1C	Export Credit	0	0.00	0	0.00	0.00	0.00	0	0.00
1D	Education (Priority Sector)	4769	2090000.00	332	144493.06	6.96	6.91	2223	912802.31
1E	Housing (Priority Sector)	4990	4990000.00	3947	1431062.45	79.10	28.68	13781	14799646.31
1F	Social Infrastructure	324	810000.00	53	19875.84	16.36	2.45	62	224534.15
1G	Renewable Energy	2500	1000000.00	7	3084.82	0.28	0.31	8	2905.25
1H	Others	316510	17720000.00	119581	6909176.96	37.78	38.99	216862	5312686.84
	Out of 1H above, loans upto 50 crore to Start-ups (other than Agri/ MSME)	0	0.00	0	0.00	0.00	0.00	0	0.00
2	Sub-total= 1A+1B+1C+1D+1E+1F+1G+1H	2248444	570440000.00	2026999	440897110.96	90.15	77.29	4353729	482851716.37
3	Loans to weaker Sections under PSL	1642891	147850000.00	1849894	157784664.48	112.60	106.72	4638526	187266194.65
	Out of 3 above, loans to individual women beneficiaries up to 1 lakh	0	0.00	933739	58523373.75	0.00	0.00	1409263	49193761.16
4	Non-Priority Sector								
4A	Agriculture(NPS)	0	0.00	2598	6003843.77	0.00	0.00	5603	6187489.50
4B	Education(NPS)	1578	3390000.00	95	307746.90	6.02	9.08	514	1167686.57
4C	Housing(NPS)	9526	28290000.00	3847	9888151.12	40.38	34.95	17092	46540522.62
4D	Personal Loans under Non-Priority Sector	104640	52320000.00	103932	55993420.83	99.32	107.02	529463	100897405.04
4E	Others(NPS)	725390	217540000.00	977004	232666195.38	134.69	106.95	2002499	257087143.48
5	Sub-total=4A+4B+4C+4D+4E	841134	301540000.00	1087476	304859357.74	129.29	101.10	2555171	411880246.84
	Total=2+5	3089578	871980000.00	3114475	745756468.69	100.81	85.52	6908900	894731963.21

LBS - MIS

Statement showing Achievement vis-à-vis Targets under the Annual Credit Plan (ACP) for the FY 2025-26 as on 31.03.2026

(No. in actuals, Amt. in Thousand)

Name of the State : BIHAR

(C) Regional Rural Banks

Sr. No	Sector	ACP Target (Annual)		Achievement/ Disbursement		% Achievement		Outstanding for the quarter	
		No. of Acc.	Amount	No. of Acc.	Amount	No. of Acc.	Amount	No. of Acc.	Amount
		1	Priority Sector						
1A	Agriculture= 1A(i)+1A(ii)+1A (iii)	1646189	276260000.00	1103740	203582034.17	67.05	73.69	2195334	252696893.40
1A(i)	Farm Credit	1607027	220370000.00	1103700	203556667.97	68.68	92.37	2195035	252623068.40
1A(ii)	Agriculture Infrastructure	988	2470000.00	25	21945.44	2.53	0.89	95	61995.99
1A(iii)	Ancillary Activities	38174	53420000.00	15	3420.80	0.04	0.01	204	11809.00
	Out of 1A(iii) above, loans upto 50 crore to Start-ups engaged in Agri and Allied services	0	0.00	0	0.00	0.00	0.00	0	0.00
	Out of Agriculture, loans to Small and Marginal	0	0.00	1010073	190103121.48	0.00	0.00	2142419	245062265.17
1B	MSMEs = 1B(i)+1B(ii)+1B(iii)+1B(iv)+1B(v)	179679	105200000.00	424727	89323132.04	236.38	84.91	239433	39022490.00
1B(i)	Micro Enterprises (Manufacturing + Service) (including Khadi and Village Industries)	173950	69580000.00	424727	89323132.09	244.17	128.37	239433	39022489.99
1B(ii)	Small Enterprises (Manufacturing + Service)	5342	26710000.00	0	0.00	0.00	0.00	0	0.00
1B(iii)	Medium Enterprises (Manufacturing + Service)	316	8200000.00	0	0.00	0.00	0.00	0	0.00
1B(iv)	Others under MSMEs	71	710000.00	0	0.00	0.00	0.00	0	0.00
	Out of 1B(iv) above, loans upto 50 crores to Start-	0	0.00	0	0.00	0.00	0.00	0	0.00
1C	Export Credit	0	0.00	0	0.00	0.00	0.00	0	0.00
1D	Education (Priority Sector)	1050	460000.00	1756	509888.08	167.24	110.85	4875	1410387.95
1E	Housing (Priority Sector)	3750	3750000.00	3835	3047815.80	102.27	81.28	5991	6098223.99
1F	Social Infrastructure	140	350000.00	0	0.00	0.00	0.00	0	0.00
1G	Renewable Energy	1025	410000.00	117	37383.76	11.41	9.12	109	18959.07
1H	Others	104478	5850000.00	3329	223340.40	3.19	3.82	9425	5815139.97
	Out of 1H above, loans upto 50 crore to Start-ups (other than Agri/ MSME)	0	0.00	0	0.00	0.00	0.00	0	0.00
2	Sub total= 1A+1B+1C+1D+1E+1F+1G+1H	1936311	392280000.00	1537504	296723594.15	79.40	75.64	2455167	305062094.45
3	Loans to weaker Sections under PSL	767686	69090000.00	949992	98011465.04	123.75	141.86	2131575	270813365.75
	Out of 3 above, loans to individual women beneficiaries up to 1 lakh	0	0.00	263824	13365155.21	0.00	0.00	321103	19434977.74
4	Non-Priority Sector								
4A	Agriculture(NPS)	0	0.00	0	0.00	0.00	0.00	0	0.00
4B	Education(NPS)	69	380000.00	12	13662.24	17.39	3.60	25	7456.01
4C	Housing(NPS)	484	1420000.00	1234	5116250.44	254.96	360.30	11352	8259748.08
4D	Personal Loans under Non-Priority Sector	2560	1280000.00	3525	2116276.03	137.70	165.33	13605	8210420.04
4E	Others(NPS)	39747	11920000.00	70964	10767433.93	178.54	90.33	251777	5637364.90
5	Sub-total=4A+4B+4C+4D+4E	42860	15000000.00	75735	18013622.59	176.70	120.09	276759	22114988.79
	Total=2+5	1979171	407280000.00	1613239	314737216.74	81.51	77.28	2731926	327177083.24

LBS - MIS

Statement showing Achievement vis-à-vis Targets under the Annual Credit Plan (ACP) for the FY 2025-26 as on 31.03.2026

(No. in actuals, Amt. in Thousand)

Name of the State : BIHAR

(D) Small Finance Banks

Sr. No	Sector	ACP Target (Annual)		Achievement/ Disbursement		% Achievement		Outstanding for the quarter	
		No. of Acc.	Amount	No. of Acc.	Amount	No. of Acc.	Amount	No. of Acc.	Amount
		1	Priority Sector						
1A	Agriculture= 1A(i)+1A(ii)+1A (iii)	350149	57230000.00	564919	41645413.74	161.34	72.77	1186796	49897427.00
1A(i)	Farm Credit	342971	47030000.00	544424	40106936.74	158.74	85.28	1161513	48396564.69
1A(ii)	Agriculture Infrastructure	200	500000.00	0	0.00	0.00	0.00	0	0.00
1A(iii)	Ancillary Activities	6978	9700000.00	20495	1538477.00	293.71	15.86	25283	1500862.32
	Out of 1A(iii) above, loans upto 50 crore to Start-ups engaged in Agri and Allied services	0	0.00	0	0.00	0.00	0.00	0	0.00
	Out of Agriculture, loans to Small and Marginal	0	0.00	488412	35648920.03	0.00	0.00	966984	40615158.63
1B	MSMEs = 1B(i)+1B(ii)+1B(iii)+1B(iv)+1B(v)	106225	63150000.00	48468	6398555.48	45.63	10.13	135338	15786495.20
1B(i)	Micro Enterprises (Manufacturing + Service) (including Khadi and Village Industries)	102675	41070000.00	48424	6047616.83	47.16	14.73	135222	14942656.54
1B(ii)	Small Enterprises (Manufacturing + Service)	3222	16110000.00	27	248884.89	0.84	1.54	92	661598.89
1B(iii)	Medium Enterprises (Manufacturing + Service)	229	4980000.00	14	95145.00	6.11	1.91	21	175868.75
1B(iv)	Others under MSMEs	99	990000.00	3	6908.81	3.03	0.70	3	6371.09
	Out of 1B(iv) above, loans upto 50 crores to Start-ups	0	0.00	0	0.00	0.00	0.00	0	0.00
1C	Export Credit	0	0.00	0	0.00	0.00	0.00	0	0.00
1D	Education (Priority Sector)	665	290000.00	0	0.00	0.00	0.00	0	0.00
1E	Housing (Priority Sector)	410	410000.00	3803	674764.35	927.56	164.58	5530	1339220.70
1F	Social Infrastructure	64	160000.00	905	37947.00	1414.06	23.72	14212	233183.41
1G	Renewable Energy	300	120000.00	0	0.00	0.00	0.00	0	0.00
1H	Others	252194	14120000.00	132265	8560316.45	52.45	60.63	214640	7877581.78
	Out of 1H above, loans upto 50 crore to Start-ups (other than Agri/ MSME)	0	0.00	0	0.00	0.00	0.00	0	0.00
2	Sub total= 1A+1B+1C+1D+1E+1F+1G+1H	710007	135480000.00	750360	57316997.02	105.68	42.31	1556516	75133907.99
3	Loans to weaker Sections under PSL	273257	24590000.00	607057	39862517.54	222.16	162.11	1310980	48702821.04
	Out of 3 above, loans to individual women beneficiaries up to 1 lakh	0	0.00	526731	34476980.22	0.00	0.00	1080507	40952494.59
4	Non-Priority Sector								
4A	Agriculture(NPS)	0	0.00	0	0.00	0.00	0.00	0	0.00
4B	Education(NPS)	313	110000.00	0	0.00	0.00	0.00	0	0.00
4C	Housing(NPS)	336	890000.00	582	738024.03	173.21	82.92	1724	2050639.48
4D	Personal Loans under Non-Priority Sector	2080	1040000.00	0	0.00	0.00	0.00	31	1941.17
4E	Others(NPS)	23476	7030000.00	121421	11042022.40	517.21	157.07	153047	12777157.44
5	Sub-total=4A+4B+4C+4D+4E	26205	9070000.00	122003	11780046.42	465.57	129.88	154802	14829738.03
	Total=2+5	736212	144550000.00	872363	69097043.44	118.49	47.80	1711318	89963646.02

LBS - MIS

Statement showing Achievement vis-à-vis Targets under the Annual Credit Plan (ACP) for the FY 2025-26 as on 31.03.2026

(No. in actuals, Amt. in Thousand)

Name of the State : BIHAR

(D) Small Finance Banks

Sr. No	Sector	ACP Target (Annual)		Achievement/ Disbursement		% Achievement		Outstanding for the quarter	
		No. of Acc.	Amount	No. of Acc.	Amount	No. of Acc.	Amount	No. of Acc.	Amount
		1	Priority Sector						
1A	Agriculture= 1A(i)+1A(ii)+1A (iii)	350149	57230000.00	564919	41645413.74	161.34	72.77	1186796	49897427.00
1A(i)	Farm Credit	342971	47030000.00	544424	40106936.74	158.74	85.28	1161513	48396564.69
1A(ii)	Agriculture Infrastructure	200	500000.00	0	0.00	0.00	0.00	0	0.00
1A(iii)	Ancillary Activities	6978	9700000.00	20495	1538477.00	293.71	15.86	25283	1500862.32
	Out of 1A(iii) above, loans upto 50 crore to Start-ups engaged in Agri and Allied services	0	0.00	0	0.00	0.00	0.00	0	0.00
	Out of Agriculture, loans to Small and Marginal	0	0.00	488412	35648920.03	0.00	0.00	966984	40615158.63
1B	MSMEs = 1B(i)+1B(ii)+1B(iii)+1B(iv)+1B(v)	106225	63150000.00	48468	6398555.48	45.63	10.13	135338	15786495.20
1B(i)	Micro Enterprises (Manufacturing + Service) (including Khadi and Village Industries)	102675	41070000.00	48424	6047616.83	47.16	14.73	135222	14942656.54
1B(ii)	Small Enterprises (Manufacturing + Service)	3222	16110000.00	27	248884.89	0.84	1.54	92	661598.89
1B(iii)	Medium Enterprises (Manufacturing + Service)	229	4980000.00	14	95145.00	6.11	1.91	21	175868.75
1B(iv)	Others under MSMEs	99	990000.00	3	6908.81	3.03	0.70	3	6371.09
	Out of 1B(iv) above, loans upto 50 crores to Start-ups	0	0.00	0	0.00	0.00	0.00	0	0.00
1C	Export Credit	0	0.00	0	0.00	0.00	0.00	0	0.00
1D	Education (Priority Sector)	665	290000.00	0	0.00	0.00	0.00	0	0.00
1E	Housing (Priority Sector)	410	410000.00	3803	674764.35	927.56	164.58	5530	1339220.70
1F	Social Infrastructure	64	160000.00	905	37947.00	1414.06	23.72	14212	233183.41
1G	Renewable Energy	300	120000.00	0	0.00	0.00	0.00	0	0.00
1H	Others	252194	14120000.00	132265	8560316.45	52.45	60.63	214640	7877581.78
	Out of 1H above, loans upto 50 crore to Start-ups (other than Agri/ MSME)	0	0.00	0	0.00	0.00	0.00	0	0.00
2	Sub total= 1A+1B+1C+1D+1E+1F+1G+1H	710007	135480000.00	750360	57316997.02	105.68	42.31	1556516	75133907.99
3	Loans to weaker Sections under PSL	273257	24590000.00	607057	39862517.54	222.16	162.11	1310980	48702821.04
	Out of 3 above, loans to individual women beneficiaries up to 1 lakh	0	0.00	526731	34476980.22	0.00	0.00	1080507	40952494.59
4	Non-Priority Sector								
4A	Agriculture(NPS)	0	0.00	0	0.00	0.00	0.00	0	0.00
4B	Education(NPS)	313	110000.00	0	0.00	0.00	0.00	0	0.00
4C	Housing(NPS)	336	890000.00	582	738024.03	173.21	82.92	1724	2050639.48
4D	Personal Loans under Non-Priority Sector	2080	1040000.00	0	0.00	0.00	0.00	31	1941.17
4E	Others(NPS)	23476	7030000.00	121421	11042022.40	517.21	157.07	153047	12777157.44
5	Sub-total=4A+4B+4C+4D+4E	26205	9070000.00	122003	11780046.42	465.57	129.88	154802	14829738.03
	Total=2+5	736212	144550000.00	872363	69097043.44	118.49	47.80	1711318	89963646.02

LBS - MIS

Statement showing Achievement vis-à-vis Targets under the Annual Credit Plan (ACP) for the FY 2025-26 as on 31.03.2026

(No. in actuals, Amt. in Thousand)

Name of the State : BIHAR

Total (Public Sector Banks, Private Banks, RRBs, SFBs and Rural Cooperative Banks) (A+B+C+D+E)

Sr. No	Sector	ACP Target (Fixed Annual)		Achievement/ Disbursement		% Achievement		Outstanding for the quarter	
		No. of Acc.	Amount	No. of Acc.	Amount	No. of Acc.	Amount	No. of Acc.	Amount
		1	Priority Sector						
1A	Agriculture= 1A(i)+1A(ii)+1A (iii)	6784412	1120000000.00	4338326	761938679.65	63.95	68.03	9615077	987902612.18
1A(i)	Farm Credit	6637508	910500000.00	4065915	546875353.99	61.26	60.06	9326758	738314826.19
1A(ii)	Agriculture Infrastructure	4000	10000000.00	2358	4973293.08	58.95	49.73	4155	10386558.36
1A(iii)	Ancillary Activities	142904	199500000.00	270053	210090033.17	188.98	105.31	284164	239201228.00
	Out of 1A(iii) above, loans upto 50 crore to Start-ups engaged in Agri and Allied services	0	0.00	207	124616.31	0.00	0.00	274	179729.97
	Out of Agriculture, loans to Small and Marginal	0	0.00	3004562	408539816.55	0.00	0.00	6464873	616178722.47
1B	MSMEs = 1B(i)+1B(ii)+1B(iii)+1B(iv)+1B(v)	2004361	1190000000	1088595	1002750806.77	54.31	84.26	1537867	855243223.05
1B(i)	Micro Enterprises (Manufacturing + Service) (including Khadi and Village Industries)	1937500	775000000.00	1062849	662333362.82	54.86	85.46	1502309	592057320.04
1B(ii)	Small Enterprises (Manufacturing + Service)	62000	310000000.00	18435	250307676.97	29.73	80.74	26244	197376687.78
1B(iii)	Medium Enterprises (Manufacturing + Service)	3861	95000000.00	2700	86659922.10	69.93	91.22	3580	63342353.88
1B(iv)	Others under MSMEs	1000	10000000.00	4611	3449844.88	461.10	34.50	5734	2466861.35
	Out of 1B(iv) above, loans upto 50 crores to Start-ups)	0	0.00	0	0.00	0.00	0.00	0	0.00
1C	Export Credit	0	0.00	0	0.00	0.00	0.00	1	182.52
1D	Education (Priority Sector)	19531	8600000.00	19189	4576384.35	98.25	53.21	59642	23117749.94
1E	Housing (Priority Sector)	24900	24900000.00	27617	22273021.54	110.91	89.45	120685	145401679.14
1F	Social Infrastructure	1892	4730000.00	1000	451007.68	52.85	9.54	14342	526542.78
1G	Renewable Energy	12750	5100000.00	7123	1334216.42	55.87	26.16	8809	1455038.43
1H	Others	833699	46670000.00	351966	27066129.26	42.22	57.99	505750	28472788.40
	Out of 1H above, loans upto 50 crore to Start-ups (other than Agri/ MSME)	0	0.00	12	2361.50	0.00	0.00	37	7235.64
2	Sub total= 1A+1B+1C+1D+1E+1F+1G+1H	9681545	2400000000.00	5833816	1820390243.80	60.26	75.85	11862153	2042119813.81
3	Loans to weaker Sections under PSL	6333689	570000000.00	4285657	458919846.71	67.66	80.51	10464307	861899738.20
	Out of 3 above, loans to individual women beneficiaries up to 1 lakh	0	0.00	1862894	113309168.32	0.00	0.00	3210285	123814942.60
4	Non-Priority Sector								
4A	Agriculture(NPS)	0	0.00	4039	13137723.53	0.00	0.00	11303	11940205.37
4B	Education(NPS)	2990	11000000.00	1472	2312671.91	49.23	21.02	3096	8323414.83
4C	Housing(NPS)	30310	90000000.00	33832	78311341.31	111.62	87.01	135743	258984982.76
4D	Personal Loans under Non-Priority Sector	280000	140000000.00	235161	148899657.97	83.99	106.36	924321	256802114.00
4E	Others(NPS)	2397013	719000000.00	1675303	783256111.68	69.89	108.94	3687745	951940479.12
5	Sub-total=4A+4B+4C+4D+4E	2710313	960000000.00	1949807	1025917504.70	71.94	106.87	4762208	1487991194.52
	Total=2+5	12391858	3360000000.00	7783623	2846307748.50	62.81	84.71	16624361	3530111008.34

State Level Bankers' Committee, Bihar
(CONVENOR- STATE BANK OF INDIA) FY : 2025 - 26

Information regarding functioning of RSETIs

01.04.2025 To 31.03.2026

S.N.	District	Lead Bank	Date of Establishment of RSETI	Land Allotted by State Govt. (Yes/No)	MoU for land executed with the district administration (Yes/No)	Grant received from NIRD (Yes/No)	Map approved by Local authority (Yes/No)	Construction Started (Yes/No)	Details of Training Programme Organised							AS ON March 2026	
									During Financial Year 2025 - 26			Since Inception		AS ON 31.03.2026		Name of the Agency viz. DRDA/KVIC/ NABARD etc.with whom claims are pending	Amt of reimbursement claim pending (Amt in Lacs)
									No. of persons sourced by the branches for training	No of training programmes organised	No. of persons trained	No of training programmes organised	No. of persons trained	No. of trainees settled	No. of trainees settled with Bank finance		
1	ARARIA	STATE BANK OF INDIA	19.02.2010	YES	YES	YES	YES	YES	0	39	1154	318	8231	7338	4306	SRLM, KVIC	0
2	ARWAL	PUNJAB NATIONAL BANK	12.12.2011	YES	YES	YES	YES	YES	125	25	1158	402	11585	9615	4416	SRLM	89
3	AURANGABAD	PUNJAB NATIONAL BANK	29.02.2012	YES	YES	YES	YES	YES	0	24	802	276	11126	8248	3825	SRLM	89
4	BANKA	UCO BANK	30.06.2011	YES	YES	YES	YES	YES	0	35	1028	323	9995	6410	3071	SRLM	35
5	BEGUSARAI	UCO BANK	29.07.2011	YES	YES	YES	YES	YES	0	30	841	283	11656	8933	4321	SRLM	46
6	BHAGALPUR	UCO BANK	14.03.2011	YES	YES	YES	YES	YES	0	33	1037	330	10196	6694	3066	SRLM	16
7	BHOJIPUR	PUNJAB NATIONAL BANK	28.09.2012	YES	YES	YES	YES	YES	98	21	652	308	9372	6526	2610	SRLM	72
8	BUXAR	PUNJAB NATIONAL BANK	26.12.2012	YES	YES	YES	YES	YES	0	34	1055	312	8550	5766	2391	SRLM	19
9	DARBHANGA	CENTRAL BANK OF INDIA	27.11.2010	YES	YES	YES	YES	YES	8	25	1163	799	9840	6849	2797	SRLM	48
10	GAYA	PUNJAB NATIONAL BANK	24.03.2010	YES	YES	YES	YES	YES	501	44	1426	530	15099	10429	4845	SRLM	0
11	GOPALGANJ	CENTRAL BANK OF INDIA	10.02.2011	YES	YES	YES	YES	YES	10	29	841	630	7921	5262	2231	SRLM	31
12	JAMUI	STATE BANK OF INDIA	26.03.2011	YES	YES	YES	YES	YES	0	37	1158	320	9194	7111	4385	KVIC	1
13	JEHANABAD	PUNJAB NATIONAL BANK	30.09.2011	YES	YES	YES	YES	YES	309	28	1228	278	10997	8053	6075	SRLM	0
14	KAIMUR (BHABUA)	PUNJAB NATIONAL BANK	29.12.2011	YES	YES	YES	YES	YES	0	39	1225	368	10286	7012	2350	SRLM	119
15	KATIHAH	CENTRAL BANK OF INDIA	01.10.2011	YES	YES	YES	YES	YES	12	37	1163	820	9080	6965	3739	SRLM	0
16	KHAGARIA	UNION BANK OF INDIA	23.03.2009	YES	YES	YES	YES	YES	24	29	973	327	10098	6797	2575	SRLM	34
17	KISHANGANJ	STATE BANK OF INDIA	19.03.2010	YES	YES	YES	YES	YES	34	36	1161	350	10513	8095	4864	SRLM, KVIC	0
18	LAKHISARAI	PUNJAB NATIONAL BANK	28.09.2010	YES	YES	YES	YES	YES	0	34	1065	357	9770	6683	2406	NA	15
19	MADHEPURA	STATE BANK OF INDIA	27.03.2009	YES	YES	YES	YES	YES	67	28	1159	335	9320	6762	4023	SRLM, KVIC	0
20	MADHUBANI	CENTRAL BANK OF INDIA	29.01.2011	YES	YES	YES	YES	YES	5	27	1200	801	9155	6321	3968	SRLM	21
21	MUNGER	UCO BANK	01.02.2011	YES	YES	YES	YES	NO	0	24	706	288	9174	5131	2998	SRLM	4
22	MUZAFFARPUR	CENTRAL BANK OF INDIA	19.02.2007	YES	YES	YES	YES	YES	75	30	1012	648	10922	8516	3973	SRLM	72
23	NALANDA	PUNJAB NATIONAL BANK	15.02.2010	YES	YES	YES	YES	YES	8	27	998	424	12280	8522	3878	SRLM	66
24	NAWADA	PUNJAB NATIONAL BANK	28.03.2010	YES	YES	YES	YES	YES	0	32	1098	275	10404	8226	4019	SRLM	113
25	PASHCHIM CHAMPARAN	CENTRAL BANK OF INDIA	27.01.2011	YES	YES	YES	YES	YES	20	34	1017	642	8823	6135	2973	SRLM	32
26	PATNA	PUNJAB NATIONAL BANK	15.01.2007	NO	NO	YES	NO	NO	92	29	845	416	11433	8511	3410	SRLM	75
27	PURBI CHAMPARAN	CENTRAL BANK OF INDIA	19.12.2011	YES	YES	YES	YES	YES	21	27	1122	689	9601	6745	3205	SRLM	168
28	PURNIA	STATE BANK OF INDIA	30.03.2007	YES	YES	YES	YES	YES	0	35	1167	353	10220	7994	4677	SRLM	67
29	ROHTAS	PUNJAB NATIONAL BANK	27.01.2012	YES	YES	YES	YES	YES	0	34	1096	319	9864	7306	4521	SRLM	100
30	SAHARSA	STATE BANK OF INDIA	27.03.2009	YES	YES	YES	YES	YES	0	39	1247	355	8927	7267	4362	KVIC	2
31	SAMASTIPUR	UNION BANK OF INDIA	31.03.2009	YES	YES	YES	YES	YES	10	33	1001	326	9799	6967	3068	SRLM	52
32	SARAN	CENTRAL BANK OF INDIA	08.02.2011	YES	YES	YES	YES	YES	10	31	1069	549	7891	4230	1767	SRLM	73
33	SHEKHPURA	CANARA BANK	19.01.2010	YES	YES	YES	YES	YES	1298	26	1182	438	13805	10173	4010	SRLM	87
34	SHEOHAR	BANK OF BARODA	31.03.2010	YES	YES	YES	YES	YES	800	39	1140	461	13919	10754	5318	SRLM	188
35	SITAMARHI	BANK OF BARODA	28.03.2012	YES	YES	YES	YES	YES	886	27	1188	345	10054	6870	3958	SRLM	31
36	SIWAN	CENTRAL BANK OF INDIA	15.03.2011	YES	YES	YES	YES	YES	15	24	1082	630	7346	7091	2949	SRLM	58
37	SUPAUL	STATE BANK OF INDIA	25.03.2009	YES	YES	YES	YES	YES	0	34	1150	328	9670	7858	5074	SRLM, KVIC	0
38	VAISHALI	CANARA BANK	30.01.2008	YES	YES	YES	YES	YES	1172	39	1169	563	16647	12982	5964	SRLM	0
			Total Bihar						5600	1258	41019	16916	394763	287146	142388		1833

STATE LEVEL BANKERS' COMMITTEE, BIHAR			
(CONVENOR- STATE BANK OF INDIA)			
DISTRICT CONSULTATIVE COMMITTEE (DCC) MEETING			
HELD DURING THE PERIOD 01.01.2026 To 31.03.2026			
SL. No.	BANK NAME	DISTRICT NAME	DATE OF DCC HELD
1	STATE BANK OF INDIA	ARARIA	17/03/2026
2	STATE BANK OF INDIA	JAMUI	24/02/2026
3	STATE BANK OF INDIA	KISHANGANJ	10/02/2026
4	STATE BANK OF INDIA	MADHEPURA	18/03/2026
5	STATE BANK OF INDIA	PURNIA	30/01/2026
6	STATE BANK OF INDIA	SAHARSA	17/03/2026
7	STATE BANK OF INDIA	SUPAUL	24/03/2026
8	BANK OF BARODA	SHEOHAR	12/03/2026
9	BANK OF BARODA	SITAMARHI	13/03/2026
10	CANARA BANK	SHEIKHPURA	27/02/2026
11	CENTRAL BANK OF INDIA	DARBHANGA	24/03/2026
12	CENTRAL BANK OF INDIA	GOPALGANJ	18/03/2026
13	CENTRAL BANK OF INDIA	KATIHAR	18/03/2026
14	CENTRAL BANK OF INDIA	MADHUBANI	23/03/2026
15	CENTRAL BANK OF INDIA	MUZAFFARPUR	24/03/2026
16	CENTRAL BANK OF INDIA	PASHCHIM CHAMPARAN	18/03/2026
17	CENTRAL BANK OF INDIA	PURBI CHAMPARAN	24/03/2026
18	CENTRAL BANK OF INDIA	SARAN	25/03/2026
19	CENTRAL BANK OF INDIA	SIWAN	18/03/2026
20	CENTRAL BANK OF INDIA	VAISHALI	18/03/2026
21	PUNJAB NATIONAL BANK	ARWAL	25/03/2026
22	PUNJAB NATIONAL BANK	AURANGABAD	20/02/2026
23	PUNJAB NATIONAL BANK	BHOJPUR	19/03/2026
24	PUNJAB NATIONAL BANK	BUXAR	19/03/2026
25	PUNJAB NATIONAL BANK	GAYA	25/03/2026
26	PUNJAB NATIONAL BANK	JEHANABAD	17/03/2026
27	PUNJAB NATIONAL BANK	KAIMUR (BHABUA)	30/03/2026
28	PUNJAB NATIONAL BANK	LAKHISARAI	18/02/2026
29	PUNJAB NATIONAL BANK	NALANDA	17/03/2026
30	PUNJAB NATIONAL BANK	NAWADA	11/03/2026
31	PUNJAB NATIONAL BANK	PATNA	26/03/2026
32	PUNJAB NATIONAL BANK	ROHTAS	25/03/2026
33	UNION BANK OF INDIA	KHAGARIA	24/03/2026
34	UNION BANK OF INDIA	SAMASTIPUR	16/02/2026
35	UCO BANK	BANKA	20/03/2026
36	UCO BANK	BEGUSARAI	23/03/2026
37	UCO BANK	BHAGALPUR	03/01/2026
38	UCO BANK	MUNGER	24/03/2026

STATE LEVEL BANKERS' COMMITTEE, BIHAR					
(CONVENOR- STATE BANK OF INDIA)					
BLOCK LEVEL BANKER'S COMMITTEE (BLBC) MEETING					
HELD DURING THE PERIOD 01.01.2026 To 31.03.2026					
SL.NO.	BANK NAME	DISTRICT NAME	TOTAL BLOCKS	NO OF BLOCKS MEETING HELD	NO OF BLOCKS MEETING NOT HELD
1	STATE BANK OF INDIA	ARARIA	9	9	0
2	STATE BANK OF INDIA	JAMUI	10	10	0
3	STATE BANK OF INDIA	KISHANGANJ	7	7	0
4	STATE BANK OF INDIA	MADHEPURA	13	13	0
5	STATE BANK OF INDIA	PURNIA	14	14	0
6	STATE BANK OF INDIA	SAHARSA	10	10	0
7	STATE BANK OF INDIA	SUPAUL	11	11	0
8	BANK OF BARODA	SHEOHAR	5	5	0
9	BANK OF BARODA	SITAMARHI	17	17	0
10	CANARA BANK	SHEIKHPURA	6	6	0
11	CENTRAL BANK OF INDIA	DARBHANGA	18	18	0
12	CENTRAL BANK OF INDIA	GOPALGANJ	14	14	0
13	CENTRAL BANK OF INDIA	KATI HAR	16	16	0
14	CENTRAL BANK OF INDIA	MADHUBANI	21	21	0
15	CENTRAL BANK OF INDIA	MUZAFFARPUR	16	16	0
16	CENTRAL BANK OF INDIA	PASHCHIM CHAMPARAN	18	18	0
17	CENTRAL BANK OF INDIA	PURBI CHAMPARAN	27	27	0
18	CENTRAL BANK OF INDIA	SARAN	20	20	0
19	CENTRAL BANK OF INDIA	SIWAN	19	19	0
20	CENTRAL BANK OF INDIA	VAISHALI	16	16	0
21	PUNJAB NATIONAL BANK	ARWAL	5	5	0
22	PUNJAB NATIONAL BANK	AURANGABAD	11	11	0
23	PUNJAB NATIONAL BANK	BHOJPUR	14	14	0
24	PUNJAB NATIONAL BANK	BUXAR	11	11	0
25	PUNJAB NATIONAL BANK	GAYA	24	24	0
26	PUNJAB NATIONAL BANK	JEHANABAD	7	7	0
27	PUNJAB NATIONAL BANK	KAIMUR (BHABUA)	11	11	0
28	PUNJAB NATIONAL BANK	LAKHISARAI	7	7	0
29	PUNJAB NATIONAL BANK	NALANDA	20	20	0
30	PUNJAB NATIONAL BANK	NAWADA	14	14	0
31	PUNJAB NATIONAL BANK	PATNA	23	23	0
32	PUNJAB NATIONAL BANK	ROHTAS	19	19	0
33	UNION BANK OF INDIA	KHAGARIA	7	7	0
34	UNION BANK OF INDIA	SAMASTIPUR	20	20	0
35	UCO BANK	BANKA	11	11	0
36	UCO BANK	BEGUSARAI	18	18	0
37	UCO BANK	BHAGALPUR	16	16	0
38	UCO BANK	MUNGER	9	9	0
Total			534	534	0

STATE LEVEL BANKER'S COMMITTEE

(CONVENOR: STATE BANK OF INDIA)

KCC (AH) SATURATION DATA AS ON 31.03.2026 (Source: Jansuraksha Portal)

Sl No.	Bank	Cumulative data (Number)						
		Applications Received	Applications Accepted	Applications Sanctioned	% Sanctioned	Rejected/ Returned	% Rejected/ Returned	Pendency more than 15 days
1	Bank of Baroda	15100	14758	4106	27.82	10175	68.95	477
2	Bank of India	18207	18019	7885	43.76	9977	55.37	157
3	Bank of Maharashtra	52	51	11	21.57	40	78.43	0
4	Canara Bank	6561	6473	2831	43.74	3338	51.57	304
5	Central Bank of India	34090	33762	7065	20.93	25618	75.88	1079
6	Cooperative Bank	1434	1428	306	21.43	1029	72.06	93
7	IDBI Bank Ltd.	690	690	41	5.94	571	82.75	78
8	Indian Bank	10715	10528	2750	26.12	7661	72.77	116
9	Indian Overseas Bank	560	560	90	16.07	339	60.54	131
10	Jammu & Kashmir Bank Ltd	0	0	0	0.00	0	0.00	0
11	Punjab & Sind Bank	20	20	2	10.00	15	75.00	3
12	Punjab National Bank	57089	55357	14458	26.12	40011	72.28	888
13	State Bank of India	60702	59732	13919	23.30	45187	75.65	626
14	UCO Bank	11993	11083	3866	34.88	7198	64.95	19
15	Union Bank of India	8695	8515	1831	21.50	5712	67.08	972
Total		225908	220976	59161	26.77	156871	70.99	4943

STATE LEVEL BANKER'S COMMITTEE								
(CONVENOR: STATE BANK OF INDIA)								
KCC (AH) SATURATION DATA AS ON 31.03.2026 (Source: Jansuraksha Portal)								
								Cumulative data (Number)
Sl No.	District	Applications Received	Applications Accepted	Applications Sanctioned	% Sanctioned	Rejected/ Returned	% Rejected/ Returned	Pendency more than 15 days
1	Araria	7104	6444	1503	23.32	4762	73.90	179
2	Arwal	1338	1338	384	28.70	887	86.29	67
3	Aurangabad	2920	2799	1250	44.66	1497	53.48	52
4	Banka	6926	6926	2073	29.93	4822	89.62	31
5	Begusarai	7300	6128	2357	38.46	3634	59.30	137
6	Bhagalpur	8550	8550	2465	28.83	5676	86.39	409
7	Bhojpur	4768	4757	1065	22.39	3615	75.99	77
8	Buxar	6083	6081	1537	25.28	4539	74.64	5
9	Darbhanga	6474	6474	1841	28.44	4489	69.34	144
10	Gaya	9886	8676	2358	27.18	6262	72.18	56
11	Gopalganj	3678	3678	1401	38.09	2088	56.77	189
12	Jamui	4478	4368	797	18.25	3409	78.04	162
13	Jehanabad	4935	4929	1802	36.56	3091	62.71	36
14	Kaimur (Bhabua)	3447	3447	1036	30.06	2382	69.10	29
15	Katihar	7148	7148	1556	21.77	5330	74.57	262
16	Khagaria	5255	5255	1134	21.58	4121	78.42	0
17	Kishanganj	5721	5721	1294	22.62	4190	73.24	237
18	Lakhisarai	4508	4508	1679	37.24	2807	62.27	22
19	Madhepura	6416	6416	2604	40.59	3791	59.09	21
20	Madhubani	13929	13900	1606	11.55	12261	88.21	33
21	Munger	4544	4544	752	16.55	3699	81.40	93
22	Muzaffarpur	13704	13704	3404	24.84	10048	73.32	252
23	Nalanda	1648	1648	736	44.66	585	35.50	327
24	Nawada	7715	7662	1930	25.19	5301	69.19	431
25	Pashchim Champaran	3342	3342	969	28.99	2336	69.90	37
26	Patna	6544	6534	1550	23.72	4900	74.99	84
27	Purba Champaran	5245	5221	1121	21.47	3806	72.90	293
28	Purnia	7190	7166	1570	21.91	5330	74.38	266
29	Rohtas	9274	9274	1351	14.57	7650	82.49	273
30	Saharsa	6852	6852	2193	32.01	4659	67.99	0
31	Samastipur	8743	7495	3058	40.80	4248	56.68	189
32	Saran	4260	4260	670	15.73	3483	81.76	107
33	Sheikhpura	2024	1930	475	24.61	1455	75.39	0
34	Sheohar	2614	2580	961	37.25	1615	62.60	4
35	Sitamarhi	9982	9908	3480	35.12	6291	63.49	137
36	Sivan	2231	2183	487	22.31	1538	70.45	158
37	Supaul	1639	1637	442	27.00	1173	71.66	22
38	Vaishali	7493	7493	2270	30.29	5101	68.08	122
Grand Total		225908	220976	59161	26.77	156871	70.99	4943

STATE LEVEL BANKER'S COMMITTEE								
(CONVENOR: STATE BANK OF INDIA)								
KCC (FISHERIES) SATURATION DATA AS ON 31.03.2026 (Source: Jansuraksha Portal)								
							Cumulative data (Number)	
Sl No.	Bank	Applications Received	Applications Accepted	Applications Sanctioned	% Sanctioned	Rejected/ Returned	% Rejected/ Returned	Pendency more than 15 days
1	Bank of Baroda	791	790	50	6.33	661	83.67	78
2	Bank of India	823	821	254	30.94	527	64.19	40
3	Bank of Maharashtra	7	7	2	28.57	5	71.43	0
4	Canara Bank	419	419	100	23.87	274	65.39	45
5	Central Bank of India	1961	1775	258	14.54	1312	73.92	202
6	Cooperative Bank	206	206	64	31.07	103	50.00	39
7	IDBI Bank Ltd.	79	78	4	5.13	53	67.95	21
8	Indian Bank	572	571	44	7.71	512	89.67	13
9	Indian Overseas Bank	18	18	3	16.67	5	27.78	10
10	Jammu & Kashmir Bank	0	0	0	0.00	0	0.00	0
11	Punjab & Sind Bank	2	2	0	0.00	0	0.00	2
12	Punjab National Bank	3375	3285	240	7.31	2791	84.96	251
13	State Bank of India	3444	3285	319	9.71	2693	81.98	267
14	UCO Bank	563	512	88	17.19	418	81.64	4
15	Union Bank of India	752	744	6	0.81	685	92.07	53
Total		13012	12513	1432	11.44	10039	80.23	1025

STATE LEVEL BANKER'S COMMITTEE								
(CONVENOR: STATE BANK OF INDIA)								
KCC (FISHERIES) SATURATION DATA AS ON 31.03.2026 (Source: Jansurakaha Portal)								
Sl No.	District	Applications Received	Applications Accepted	Applications Sanctioned	% Sanctioned	Rejected/ Returned	Cumulative data (Number)	
							% Rejected/ Returned	Pendency more than 15 days
1	Araria	352	350	70	20.00	273	78.00	7
2	Arwal	319	319	14	4.39	254	79.62	50
3	Aurangabad	656	641	32	4.99	597	93.14	12
4	Banka	346	346	71	20.52	254	73.41	17
5	Begusarai	535	473	67	14.16	400	84.57	6
6	Bhagalpur	14	14	0	0.00	14	100.00	0
7	Bhojpur	32	32	4	12.50	23	71.88	5
8	Buxar	232	232	134	57.76	96	41.38	2
9	Darbhanga	14	14	0	0.00	14	100.00	0
10	Gaya	496	496	137	27.62	350	70.56	9
11	Gopalganj	296	296	57	19.26	176	59.46	63
12	Jamui	567	567	20	3.53	472	83.25	75
13	Jehanabad	138	128	18	14.06	110	85.94	0
14	Kaimur (Bhabua)	177	177	7	3.95	170	96.05	0
15	Katihar	269	248	4	1.61	168	67.74	76
16	Khagaria	1881	1881	1	0.05	1880	99.95	0
17	Kishanganj	169	169	27	15.98	142	84.02	0
18	Lakhisarai	406	406	85	20.94	285	70.20	36
19	Madhepura	332	332	18	5.42	282	84.94	32
20	Madhubani	311	311	40	12.86	254	81.67	17
21	Munger	490	490	14	2.86	450	91.84	26
22	Muzaffarpur	590	590	93	15.76	480	77.97	37
23	Nalanda	91	91	11	12.09	78	85.71	2
24	Nawada	260	260	16	6.15	227	87.31	17
25	Pashchim Champaran	609	609	139	22.82	433	71.10	37
26	Patna	110	110	6	5.45	76	69.09	28
27	Purba Champaran	337	330	75	22.73	164	49.70	84
28	Purnia	335	335	16	4.78	191	57.01	128
29	Rohas	31	31	2	6.45	27	87.10	2
30	Saharsa	403	237	43	18.14	194	81.86	0
31	Samastipur	235	213	47	22.07	154	72.30	12
32	Saran	674	674	11	1.63	515	76.41	143
33	Sheikhpura	385	352	53	15.06	299	84.94	0
34	Sheohar	36	36	4	11.11	32	88.89	0
35	Sitamarhi	112	112	30	26.79	82	73.21	0
36	Siwan	269	269	40	14.87	173	64.31	56
37	Supaul	287	126	1	0.79	118	93.65	7
38	Vaishali	216	216	25	11.57	152	70.37	39
Grand Total		13012	12513	1432	11.44	10039	80.23	1025

BANK WISE PROGRESS UNDER DEAF SETTLEMENT 01.09.2025 to 31.03.2026

No. in actual and amt in Rs. Crore

SN	Bank Name	Type of Depositor Accounts																							
		Retail						Institutional						Government						TOTAL					
		Pending as on 31.08.2025		Settlement (01.09.2025 TO 31.03.2026)		% Ach.	Pending as on 31.08.2025		Settlement (01.09.2025 TO 31.03.2026)		% Ach.	Pending as on 31.08.2025		Settlement (01.09.2025 TO 31.03.2026)		% Ach.	Total		Total Settlement (01.09.2025 TO 31.03.2026)		% Ach.				
		No.	Amt.	No.	Amt.		No.	Amt.	No.	Amt.		No.	Amt.	No.	Amt.		No.	Amt.	No.	Amt.		No.	Amt.	No.	Amt.
1	STATE BANK OF INDIA	1322823	885.57	8593	51.59	0.65	5.83	25126	35.11	186	4.25	0.74	12.10	11522	68.04	698	52.80	6.06	77.60	1359471	888.72	9477	108.64	0.70	10.99
2	BANK OF BARODA	298543	37.31	262	3.01	0.09	3.08	1285	3.55	207	0.99	15.98	27.89	1210	20.72	196	8.09	16.20	39.04	301048	121.58	665	12.09	0.22	9.94
3	CANARA BANK	514431	152.72	52	2.92	0.01	1.91	6577	8.91	7	0.25	0.11	2.81	1709	12.24	16	2.89	0.94	23.62	522717	173.87	75	6.06	0.01	3.49
4	CENTRAL BANK OF INDIA	738687	290.78	767	4.47	0.11	1.54	1621	4.25	20	0.09	1.23	2.12	970	25.01			0.00	0.00	721278	320.04	787	4.56	0.11	1.42
5	PUNJAB NATIONAL BANK	1556452	413.27	10777	14.51	0.69	3.51	5636	4.34	77	0.95	1.37	21.89	1648	5.07	22	0.98	1.33	19.34	1563786	422.67	10876	16.44	0.70	3.89
6	UNION BANK OF INDIA	265146	59.84	1233	2.54	0.47	4.24	3254	1.58	25	0.55	0.77	34.75	2441	8.79	35	3.21	1.43	36.50	270841	70.21	1293	6.30	0.48	8.97
7	UCO BANK	259173	116.48	2319	7.72	0.89	6.63	9267	6.13	31	0.21	0.33	3.43	2029	4.57	41	1.74	2.02	37.23	270469	127.28	2391	9.67	0.88	7.60
8	BANK OF INDIA	951759	231.13	3170	5.99	0.33	2.59	5360	4.49	21	0.18	0.39	4.01	888	6.24	38	3.01	4.28	48.24	958007	241.86	3229	9.18	0.34	3.80
9	BANK OF MAHARASHTRA	6067	0.82	8	0.02	0.13	2.44	1	0.05	0	0.00	0.00	0.00	0	0.00	0	0.00	0.00	0.00	6068	0.87	8	0.02	0.13	2.31
10	INDIAN BANK	576720	174.10	1929	12.67	0.33	7.38	11525	17.32	254	4.84	2.20	27.94	745	3.03	120	2.98	16.11	98.35	588990	184.45	2303	20.49	0.39	10.54
11	INDIAN OVERSEAS BANK	53465	15.21	137	0.61	0.26	4.01	1252	2.24	9	0.51	0.72	22.75	127	0.61	3	0.02	2.36	3.28	54844	18.06	149	1.14	0.27	6.31
12	PUNJAB & SIND BANK	11412	3.98	71	0.23	0.62	5.78	109	0.15	0	0.00	0.00	0.00	5	0.05	0	0.00	0.00	0.00	11526	4.18	71	0.23	0.62	5.50
13	AXIS BANK	39579	13.39	35	0.06	0.09	0.42	882	1.32	2	0.00	0.23	0.27	505	5.08	0	0.00	0.00	0.00	40966	19.79	37	0.06	0.09	0.30
14	FEDERAL BANK	2661	1.07	6	0.04	0.23	4.12	134	0.16	0	0.00	0.00	0.00	1	0.02	0	0.00	0.00	0.00	2796	1.25	6	0.04	0.21	3.52
15	HDFC	41653	6.55	38	0.09	0.09	1.37	232	0.27	0	0.00	0.00	0.00	120	1.19	0	0.00	0.00	0.00	42005	8.01	38	0.09	0.09	1.12
16	ICICI	15814	11.62	112	0.37	0.71	3.18	141	0.19	0	0.00	0.00	0.00	11	0.03	0	0.00	0.00	0.00	15966	11.84	112	0.37	0.70	3.13
17	IDBI	29749	6.74	91	0.58	0.31	8.61	224	2.76	1	0.05	0.45	1.81	438	1.06	7	0.78	1.60	73.91	30411	10.55	89	1.41	0.33	13.36
18	INDUSIND BANK	7709	1.40	6	0.01	0.08	0.46	6	0.00	0	0.00	0.00	0.00	3	0.00	0	0.00	0.00	0.00	7718	1.40	6	0.01	0.08	0.46
19	JAMMU & KASHMIR BANK	2449	0.89	17	0.04	0.69	5.06	7	0.00	0	0.00	0.00	0.00	0	0.00	0	0.00	0.00	0.00	2456	0.89	17	0.04	0.69	5.05
20	KARNATKA BANK	1229	0.14	3	0.00	0.24	0.50	0	0.00	0	0.00	0.00	0.00	0	0.00	0	0.00	0.00	0.00	1229	0.14	3	0.00	0.24	0.50
21	KOTAK MAHINDRA BANK	2566	251.68	6	0.06	0.23	0.02	0	0.00	0	0.00	0.00	0.00	0	0.00	0	0.00	0.00	0.00	2566	251.68	6	0.06	0.23	0.02
22	SOUTH INDIAN BANK	1084	0.57	7	0.03	0.65	5.13	20	0.09	0	0.00	0.00	0.00	0	0.00	0	0.00	0.00	0.00	1104	0.65	7	0.03	0.63	5.33
23	YES BANK	93	0.07	0	0.00	0.00	0.00	2	0.00	0	0.00	0.00	0.00	0	0.00	0	0.00	0.00	0.00	95	0.07	0	0.00	0.00	0.00
24	STATE COOPERATIVE BANK	99418	15.50	1	0.00	0.00	0.01	743	0.30	0	0.00	0.00	0.00	0	0.00	0	0.00	0.00	0.00	100161	15.80	1	0.00	0.00	0.01
25	BIHAR GRAMIN BANK	1868131	171.33	1353	8.58	0.10	5.01	10622	2.89	3	0.02	0.03	0.69	0	0.00	0	0.00	0.00	0.00	1378753	174.22	1356	8.60	0.10	4.94
26	UJIVAN SFB	2	0.00	0	0.00	0.00	0.00	0	0.00	0	0.00	0.00	0.00	0	0.00	0	0.00	0.00	0.00	2	0.00	0	0.00	0.00	0.00
TOTAL BIHAR		8146815	2922.15	30993	116.15	0.38	3.97	84036	96.10	843	12.89	1.00	13.42	24372	161.84	1176	76.50	4.83	47.27	8255223	3180.09	33012	205.54	0.40	6.46

re-KYC PROGRESS AS ON 24.04.2026 FOR RURAL BRANCHES				
Sr. No.	Bank Name	Target Base (Total number of accounts for which re-KYC is falling due till June 30, 2026)	Out of (A, Completed as on 24.04.2026)	% Completion
1	BIHAR GRAMIN BANK	4966681	2908371	58.56
2	STATE BANK OF INDIA	2683984	1031982	38.45
3	PUNJAB NATIONAL BANK	2171828	443791	20.43
4	CENTRAL BANK OF INDIA	2016363	1127822	55.93
5	UCO BANK	1248718	436366	34.95
6	INDIAN BANK	474589	276002	58.16
7	BANK OF INDIA	433398	128962	29.76
8	BANK OF BARODA	248165	187610	75.60
9	UNION BANK OF INDIA	244878	92979	37.97
10	BANDHAN BANK	75819	18442	24.32
11	CANARA BANK	55429	19014	34.30
12	IDBI BANK	26345	9159	34.77
13	INDUSIND BANK	22364	13593	60.78
14	INDIAN OVERSEAS BANK	19348	10538	54.47
15	AXIS BANK	12171	2244	18.44
16	RBL BANK	9628	1143	11.87
17	ICICI BANK	1114	341	30.61
18	KOTAK MAHINDRA BANK	610	134	21.97
19	HDFC BANK	565	267	47.26
20	BANK OF MAHARASHTRA	247	247	100.00
21	DCB BANK	203	130	64.04
22	IDFC FIRST BANK	66	28	42.42
23	PUNJAB & SIND BANK	13	8	61.54

STATE LEVEL BANKERS' COMMITTEE, BIHAR			
(CONVENOR : STATE BANK OF INDIA)			
District wise FL camps conducted pertaining to Rural Branches quarter ended March 2026			
SL. No.	NAME OF DISTRICT	No of Rural branches	No of camps conducted during the quarter March'26
1	ARARIA	87	129
2	ARWAL	42	117
3	AURANGABAD	122	442
4	BANKA	79	164
5	BEGUSARAI	85	197
6	BHAGALPUR	102	182
7	BHOJPUR	125	401
8	BUXAR	84	304
9	DARBHANGA	118	281
10	GAYA	185	529
11	GOPALGANJ	128	408
12	JAMUI	75	226
13	JEHANABAD	59	168
14	KAIMUR (BHABUA)	90	372
15	KATIHAR	106	198
16	KHAGARIA	39	170
17	KISHANGANJ	65	96
18	LAKHISARAI	45	149
19	MADHEPURA	40	58
20	MADHUBANI	127	449
21	MUNGER	62	164
22	MUZAFFARPUR	205	392
23	NALANDA	145	485
24	NAWADA	74	510
25	PASHCHIM CHAMPARAN	107	206
26	PATNA	208	734
27	PURBI CHAMPARAN	105	388
28	PURNIA	98	125
29	ROHTAS	134	685
30	SAHARSA	48	105
31	SAMASTIPUR	173	423
32	SARAN	169	350
33	SHEIKHPURA	31	142
34	SHEOHAR	20	71
35	SITAMARHI	57	127
36	SIWAN	147	329
37	SUPAUL	48	81
38	VAISHALI	144	288
GRAND TOTAL		3778	10645

SLBC BIHAR

QUARTERLY REPORT ON CONDUCT OF SPECIAL CAMPS BY FLCs (GOING DIGITAL)-MARCH 2026

SN	Bank Name	FLC Code	S.No of camp	Date of camp	District Name	Block Name	Village	No of participants	Stakeholders present (Indicate Y/N)						
									LDM Presence	DDM Presence	LDO Presence	Local Govt. Presence	NGO. Presence	BC Presence	Others Presence
1	STATE BANK OF INDIA	08301	1	23/02/2026	ARARIA	PORBESGANJ	PATEL NAGAR	25	N	N	N	N	N	N	Y
2	STATE BANK OF INDIA	08301	2	21/02/2026	ARARIA	KURSAKANTA	kursakanta	45	N	N	N	N	N	N	Y
3	STATE BANK OF INDIA	08301	3	24/02/2026	ARARIA	PALASI	palasi	46	N	N	N	N	N	N	Y
4	STATE BANK OF INDIA	08301	4	14/03/2026	ARARIA	RANIGANJ	Narayanpur	48	N	N	N	N	N	N	Y
5	STATE BANK OF INDIA	06801	5	19/01/2026	MADHEPURA	BIHARIGANJ	Kusasthan	44	N	N	N	Y	N	N	N
6	STATE BANK OF INDIA	06801	6	28/01/2026	MADHEPURA	UDAKISHUNGANJ	Bidranpal	51	N	N	N	Y	N	N	N
7	STATE BANK OF INDIA	06801	7	06/02/2026	MADHEPURA	MADHEPURA	Madhuban	64	N	N	N	Y	N	N	N
8	STATE BANK OF INDIA	06801	8	12/02/2026	MADHEPURA	MADHEPURA	Mahesua	51	Y	N	N	Y	N	N	N
9	STATE BANK OF INDIA	06801	9	09/03/2026	MADHEPURA	PURANI	Karama	40	N	N	N	Y	N	N	N
10	STATE BANK OF INDIA	06801	10	10/03/2026	MADHEPURA	UDAKISHUNGANJ	Pariharpur	60	N	N	N	Y	N	N	N
11	STATE BANK OF INDIA	7801	11	13/01/2026	PURNIA	BHAWANIPUR	Bhawanipur Rajdham	50	Y	N	N	N	N	N	Y
12	STATE BANK OF INDIA	7801	12	19/01/2026	PURNIA	DAGRAUA	Karate	30	N	N	N	N	N	Y	Y
13	STATE BANK OF INDIA	7801	13	02/02/2026	PURNIA	JALALGARH	Sarsauni	40	N	N	N	N	N	Y	Y
14	STATE BANK OF INDIA	7801	14	05/02/2026	PURNIA	DHAMDAHA	Nehru chawk	38	N	N	N	N	N	Y	Y
15	STATE BANK OF INDIA	7801	15	10/03/2026	PURNIA	BHAWANIPUR	Bhawanipur Rajdham	47	N	N	N	N	N	Y	Y
16	STATE BANK OF INDIA	7801	16	24/03/2026	PURNIA	BAISI	Baisi	40	N	N	N	N	N	Y	Y
17	STATE BANK OF INDIA	07601	17	23/02/2026	SAHARSA	SATTAR KATTAYA	Purlikh	37	N	N	N	Y	Y	N	N
18	STATE BANK OF INDIA	07601	18	26/02/2026	SAHARSA	KAHARA	Kahra	40	Y	Y	N	N	N	N	N
19	STATE BANK OF INDIA	07601	19	15/03/2026	SAHARSA	KAHARA	Saharsa	40	N	N	N	N	Y	N	N
20	STATE BANK OF INDIA	07601	20	30/03/2026	SAHARSA	SATTAR KATTAYA	Sattar	43	N	N	N	N	Y	N	N
21	STATE BANK OF INDIA	2081	21	20/01/2026	SUPAUL	SUPAUL	Pathrajoihaniya	41	N	N	N	N	Y	N	N
22	STATE BANK OF INDIA	2081	22	21/01/2026	SUPAUL	TRIBENIGANJ	Maharampur	46	N	N	N	Y	Y	N	N
23	STATE BANK OF INDIA	2081	23	12/02/2026	SUPAUL	SARAIGARH BHAPTIYAH	Sarsagarh	40	Y	N	N	N	N	N	N
24	STATE BANK OF INDIA	2081	24	13/02/2026	SUPAUL	SUPAUL	Laukaha	43	Y	Y	N	N	N	N	N
25	STATE BANK OF INDIA	2081	25	25/03/2026	SUPAUL	SUPAUL	Pathrajoihaniya	42	N	N	N	N	Y	N	N
26	STATE BANK OF INDIA	2081	26	31/03/2026	SUPAUL	SUPAUL	Pathrajoihaniya	37	N	N	N	N	Y	N	N
27	STATE BANK OF INDIA	4701	27	11/02/2026	JAMUI	KHAIRA	Hardimoh	35	Y	N	N	N	N	Y	N
28	STATE BANK OF INDIA	4901	28	09/02/2026	KUSHANGANJ	KUSHANGANJ	Simalbari	37	Y	N	N	N	N	N	N
29	BANK OF BARODA	12208	1	23/03/2026	SITAMARHI	BAIRGANIA	Patahi	23	Y	Y	N	Y	Y	Y	Y
30	BANK OF BARODA	12208	2	10/02/2026	SITAMARHI	BAIRGANIA	Madhu chapra	26	Y	N	N	N	Y	Y	Y
31	BANK OF BARODA	12208	3	17/02/2026	SITAMARHI	BAJPATTI	Belahiya	25	N	Y	N	Y	N	Y	Y
32	BANK OF BARODA	12208	4	23/01/2026	SITAMARHI	BAJPATTI	Basantpur	23	Y	N	N	N	N	Y	Y
33	BANK OF BARODA	12208	5	05/03/2026	SITAMARHI	BATHANAHA	Majhaura	31	Y	Y	Y	Y	Y	Y	Y
34	BANK OF BARODA	12208	6	18/02/2026	SITAMARHI	BATHANAHA	Ghoghraha	30	Y	Y	N	Y	Y	Y	Y
35	BANK OF BARODA	12208	7	16/03/2026	SITAMARHI	BELSAND	Pachnaur	26	N	Y	Y	N	N	Y	Y
36	BANK OF BARODA	12208	8	02/03/2026	SITAMARHI	BELSAND	Bhataulia	32	Y	N	Y	Y	Y	Y	Y
37	BANK OF BARODA	12208	9	27/01/2026	SITAMARHI	BOKHRA	Bhaur gadh	23	Y	Y	N	Y	Y	Y	Y
38	BANK OF BARODA	12208	10	06/03/2026	SITAMARHI	CHORAUT	Mosidha	28	Y	Y	Y	Y	N	Y	Y
39	BANK OF BARODA	12208	11	21/01/2026	SITAMARHI	CHORAUT	Bhanta Bari	32	N	N	Y	N	Y	Y	Y
40	BANK OF BARODA	12208	12	12/03/2026	SITAMARHI	DUMRA	Kumhara Bishanpur	21	Y	N	N	N	Y	Y	Y
41	BANK OF BARODA	6502	12	03/01/2026	MADHEPURA	PURNAHIYA	Aashopur	19	Y	N	Y	Y	N	N	Y
42	BANK OF BARODA	12208	13	07/02/2026	SITAMARHI	DUMRA	Mathaura	23	N	Y	N	Y	N	Y	Y
43	BANK OF BARODA	12208	14	19/01/2026	SITAMARHI	MAJORGANJ	Bhalohiya	23	Y	N	Y	Y	N	Y	Y
44	BANK OF BARODA	12208	15	09/03/2026	SITAMARHI	NANPUR	Dadri	23	Y	N	N	N	Y	Y	Y
45	BANK OF BARODA	6502	15	30/01/2025	MADHEPURA	SHEOHAR	Rashidpur	4	N	N	N	Y	N	N	Y
46	BANK OF BARODA	12208	16	30/03/2026	SITAMARHI	PARIHAR	Lauharta	22	Y	Y	N	Y	N	Y	Y
47	BANK OF BARODA	12208	17	11/02/2026	SITAMARHI	PARIHAR	Baburban	18	N	N	N	Y	Y	Y	Y
48	BANK OF BARODA	12208	18	05/02/2026	SITAMARHI	PARSAUNI	Sarkhauli	21	N	Y	N	N	N	Y	Y
49	BANK OF BARODA	12208	19	14/01/2026	SITAMARHI	PARSAUNI	Hira kanhaul	23	Y	N	N	N	N	Y	Y
50	BANK OF BARODA	12208	20	26/03/2026	SITAMARHI	PUPRI	Gengti	18	Y	N	N	Y	Y	Y	Y

51	BANK OF BARODA	12208	21	20/01/2026	SITAMARHI	PUPRI	Bedouf Urf Banauli	23	N	Y	N	N	N	Y	Y
52	BANK OF BARODA	12208	22	13/03/2026	SITAMARHI	RIGA	Anhari	20	N	N	N	Y	Y	Y	Y
53	BANK OF BARODA	6502	22	10/02/2026	MADHEPURA	SHEOHAR	Sheohar	13	N	N	N	Y	N	N	Y
54	BANK OF BARODA	6502	23	11/02/2026	MADHEPURA	SHEOHAR	Sheohar	28	N	N	N	Y	N	N	Y
55	BANK OF BARODA	12208	23	28/01/2026	SITAMARHI	RIGA	Basantpur	18	Y	Y	N	N	N	Y	Y
56	BANK OF BARODA	12208	24	24/03/2026	SITAMARHI	RUNNISAIDPUR	Runnisaipur	23	Y	Y	N	N	N	Y	Y
57	BANK OF BARODA	6502	24	11/02/2026	MADHEPURA	SHEOHAR	BSVS Sheohar PH	19	N	N	N	Y	N	N	Y
58	BANK OF BARODA	12208	25	11/03/2026	SITAMARHI	RUNNISAIDPUR	Kauria	20	N	N	N	Y	Y	Y	Y
59	BANK OF BARODA	12208	26	09/03/2026	SITAMARHI	SONBARSA	Rajwara	18	N	Y	Y	N	N	Y	Y
60	BANK OF BARODA	12208	27	12/02/2026	SITAMARHI	SONBARSA	Bandarjhula	23	Y	Y	N	N	Y	Y	Y
61	BANK OF BARODA	12208	28	13/02/2026	SITAMARHI	SUPPI	Sasaula	22	N	Y	Y	Y	Y	Y	Y
62	BANK OF BARODA	12208	29	07/01/2026	SITAMARHI	SUPPI	Kothia	23	Y	Y	N	Y	Y	Y	Y
63	BANK OF BARODA	12208	30	17/01/2026	SITAMARHI	SURSAND	Malahi	19	N	Y	Y	N	N	Y	Y
64	BANK OF BARODA	12208	31	15/01/2026	SITAMARHI	SURSAND	Banauli	23	Y	Y	N	Y	Y	Y	Y
65	BANK OF BARODA	6502	33	26/02/2026	MADHEPURA	SHEOHAR	Sheohar	28	N	N	N	Y	N	N	Y
66	BANK OF BARODA	6502	35	05/03/2026	MADHEPURA	SHEOHAR	Trans Gender	3	N	N	N	Y	N	N	Y
67	BANK OF BARODA	6502	38	10/03/2026	MADHEPURA	SHEOHAR	SHEOHAR	10	N	N	N	Y	N	N	Y
68	CANARA BANK	7901	1	16/01/2026	SHEIKHPURA	ARIARI	ARIARI	0	N	N	N	N	N	N	N
69	CANARA BANK	7901	2	16/01/2026	SHEIKHPURA	BARBIGHA	Barbigha	25	N	N	N	N	N	N	Y
70	CANARA BANK	7901	3	30/01/2026	SHEIKHPURA	BARBIGHA	Barbigha	170	N	N	N	N	N	N	Y
71	CANARA BANK	7901	4	30/01/2026	SHEIKHPURA	BARBIGHA	Barbigha	250	N	N	N	N	N	N	Y
72	CANARA BANK	7901	5	19/02/2026	SHEIKHPURA	BARBIGHA	Barbigha	37	N	N	N	N	N	N	Y
73	CANARA BANK	7901	6	17/03/2026	SHEIKHPURA	BARBIGHA	Barbigha	51	N	N	N	N	N	N	Y
74	CANARA BANK	7901	7	17/03/2026	SHEIKHPURA	CHEWARA	CHEWARA	0	N	N	N	N	N	N	N
75	CANARA BANK	7901	8	17/03/2026	SHEIKHPURA	GHATKUSUMBHA	GHATKUSUMBHA	0	N	N	N	N	N	N	N
76	CANARA BANK	7901	9	17/03/2026	SHEIKHPURA	SHEIKHPUR SARAI	SHEIKHPUR SARAI	0	N	N	N	N	N	N	N
77	CANARA BANK	7901	10	13/01/2026	SHEIKHPURA	SHEIKHPURA	Sheikhpura	35	N	N	N	N	N	N	Y
78	CANARA BANK	7901	11	09/02/2026	SHEIKHPURA	SHEIKHPURA	Mehus	115	N	N	N	N	N	N	Y
79	CANARA BANK	7901	12	21/02/2026	SHEIKHPURA	SHEIKHPURA	Sheikhpura	33	N	N	N	N	N	N	Y
80	CANARA BANK	7901	13	18/03/2026	SHEIKHPURA	SHEIKHPURA	Purankama	52	N	N	N	N	N	N	Y
81	CANARA BANK	7901	14	22/03/2026	SHEIKHPURA	SHEIKHPURA	Sheikhpura	1200	Y	N	N	N	N	N	Y
82	CENTRAL BANK OF INDIA	6301	1	10/01/2026	GOPALGANJ	BARAULI	BATARDEH	42	Y	N	N	N	Y	Y	N
83	CENTRAL BANK OF INDIA	7101	2	16/02/2026	KATHAR	AMDABAD	ROSHNA	33	Y	N	N	N	Y	Y	N
84	CENTRAL BANK OF INDIA	5401	3	01/03/2026	MADHUBANI	JHANIHARPUR	SUKHET	30	Y	N	N	N	Y	Y	N
85	CENTRAL BANK OF INDIA	5401	4	03/02/2026	MADHUBANI	RAJNAGAR	MANGRAJWI	30	Y	N	N	N	Y	Y	N
86	CENTRAL BANK OF INDIA	6201	5	04/03/2026	MUZAFFARPUR	KANTI	kanti	54	Y	N	N	N	Y	Y	N
87	CENTRAL BANK OF INDIA	6201	6	29/01/2026	MUZAFFARPUR	SAHEBGANJ	rampur	57	Y	N	N	N	Y	Y	N
88	CENTRAL BANK OF INDIA	6401	7	18/02/2026	PASHCHIM CHAMPARAN	NAUTAN	Dhumnagar	22	Y	N	N	N	Y	Y	N
89	CENTRAL BANK OF INDIA	5301	8	20/03/2026	PURBI CHAMPARAN	CHIRAIYA	MISHRALIYA	35	Y	N	N	N	Y	Y	N
90	CENTRAL BANK OF INDIA	5301	9	26/02/2026	PURBI CHAMPARAN	KALYANPUR	PARSHAWANI WAZID	30	Y	N	N	N	Y	Y	N
91	CENTRAL BANK OF INDIA	5301	10	20/03/2026	PURBI CHAMPARAN	MADHUBAN	DAMODARPUR	25	Y	N	N	N	Y	Y	N
92	CENTRAL BANK OF INDIA	5301	11	20/01/2026	PURBI CHAMPARAN	MEHSI	KATHIA HARIRAM	30	Y	N	N	N	Y	Y	N
93	CENTRAL BANK OF INDIA	5301	12	20/02/2026	PURBI CHAMPARAN	MOTIHARI	AJGARWA	26	Y	N	N	N	Y	Y	N
94	CENTRAL BANK OF INDIA	5301	13	22/02/2026	PURBI CHAMPARAN	PAKRIDAYAL	MADHUBAN	30	Y	N	N	N	Y	Y	N
95	CENTRAL BANK OF INDIA	5301	14	18/01/2026	PURBI CHAMPARAN	PATAHI	BAKRI	30	Y	N	N	N	Y	Y	N
96	CENTRAL BANK OF INDIA	5301	15	26/03/2026	PURBI CHAMPARAN	PHEINHARA	RUPAJLIYA	30	Y	N	N	N	Y	Y	N
97	CENTRAL BANK OF INDIA	5301	16	24/02/2026	PURBI CHAMPARAN	RAMGARHWA	BAUDHA	25	Y	N	N	N	Y	Y	N
98	CENTRAL BANK OF INDIA	5301	17	24/03/2026	PURBI CHAMPARAN	RAXAUL	PALANWA	30	Y	N	N	N	Y	Y	N
99	CENTRAL BANK OF INDIA	6601	18	23/02/2026	SARAN	EKMA	EKMA	30	Y	N	N	N	Y	Y	N
100	CENTRAL BANK OF INDIA	6601	19	15/01/2026	SARAN	JALALPUR	PUCHRI	22	Y	N	N	N	Y	Y	N
101	CENTRAL BANK OF INDIA	5701	20	20/03/2026	SIWAN	ANDAR	Beili	15	Y	N	N	N	Y	Y	N
102	CENTRAL BANK OF INDIA	5701	21	06/01/2026	SIWAN	BARHARIA	Karbala	25	Y	N	N	N	Y	Y	N
103	CENTRAL BANK OF INDIA	5701	22	18/02/2026	SIWAN	HUSSAINGANJ	Kharisanga	22	Y	N	N	N	Y	Y	N
104	CENTRAL BANK OF INDIA	5701	23	18/01/2026	SIWAN	NAUTAN	Dhumnagar	22	Y	N	N	N	Y	Y	N
105	PUNJAB NATIONAL BANK	10901	1	14/01/2026	ARWAL	KALER	ANGUR	48	Y	N	N	N	N	N	N
106	PUNJAB NATIONAL BANK	10901	2	16/02/2026	ARWAL	KAPRI	ABGILA	50	Y	N	N	N	N	N	N
107	PUNJAB NATIONAL BANK	10901	3	05/03/2026	ARWAL	SONBHADRA-BANSI-	KHARASIN	54	N	N	N	N	N	N	N

108	PUNJAB NATIONAL BANK	10901	4	27/03/2026	ARWAL	KURTHA	BARA	50	Y	N	N	N	N	N	N
109	PUNJAB NATIONAL BANK	5801	5	12/01/2026	AURANGABAD	DAUDNAGAR	CHAURAM	50	N	N	N	N	N	N	N
110	PUNJAB NATIONAL BANK	5801	6	30/01/2026	AURANGABAD	DEO	BALLIGANJ	60	Y	N	N	N	N	N	N
111	PUNJAB NATIONAL BANK	5801	7	04/02/2026	AURANGABAD	HASPURA	SIHARI KHURD	55	Y	N	N	N	N	N	N
112	PUNJAB NATIONAL BANK	5801	8	26/02/2026	AURANGABAD	KUTUMBA	MUAHIDA	52	N	N	N	N	N	N	N
113	PUNJAB NATIONAL BANK	5801	9	07/03/2026	AURANGABAD	MADANPUR	BERI	54	N	N	N	N	N	N	N
114	PUNJAB NATIONAL BANK	5801	10	17/03/2026	AURANGABAD	NABINAGAR	CHANDAR GHAR	45	Y	N	N	N	N	N	N
115	PUNJAB NATIONAL BANK	5801	11	27/03/2026	AURANGABAD	OBRA	SADIPUR	40	N	N	N	N	N	N	N
116	PUNJAB NATIONAL BANK	5201	12	06/01/2026	BHOJPUR	GARHANI	GAURA	45	N	N	N	N	N	N	N
117	PUNJAB NATIONAL BANK	5201	13	22/01/2026	BHOJPUR	JAGDISHPUR	BARNAON	55	Y	N	N	N	N	N	N
118	PUNJAB NATIONAL BANK	5201	14	10/02/2026	BHOJPUR	KDILWAR	MANIKPUR	62	N	N	N	N	N	N	N
119	PUNJAB NATIONAL BANK	5201	15	25/02/2026	BHOJPUR	PIRO	LOHRABAD	45	N	N	N	N	N	N	N
120	PUNJAB NATIONAL BANK	5201	16	13/03/2026	BHOJPUR	SAHAR	JAITPUR	55	N	N	N	N	N	N	N
121	PUNJAB NATIONAL BANK	5201	17	24/03/2026	BHOJPUR	TARARI	BAGAR	55	Y	N	N	N	N	N	N
122	PUNJAB NATIONAL BANK	4501	18	06/01/2026	BUXAR	BRAHMPUR	BRAHMPUR	45	N	N	N	N	N	N	N
123	PUNJAB NATIONAL BANK	4501	19	24/01/2026	BUXAR	CHAUSA	SAGRA	62	N	N	N	N	N	N	N
124	PUNJAB NATIONAL BANK	4501	20	10/02/2026	BUXAR	CHOUGAIN	AMSARI	54	N	N	N	N	N	N	N
125	PUNJAB NATIONAL BANK	4501	21	25/02/2026	BUXAR	ITARHI	BASUDHARA	22	Y	N	N	N	N	N	N
126	PUNJAB NATIONAL BANK	4501	22	14/03/2026	BUXAR	KESATH	RAMPUR	54	Y	N	N	N	N	N	N
127	PUNJAB NATIONAL BANK	4501	23	24/03/2026	BUXAR	NAWANAGAR	RAIKA	58	Y	N	N	N	N	N	N
128	PUNJAB NATIONAL BANK	7002	24	02/01/2026	GAYA	AMAS	KARAMDIH	45	N	N	N	N	N	N	N
129	PUNJAB NATIONAL BANK	7002	25	15/01/2026	GAYA	BELAGANJ	LODIPUR	60	Y	N	N	N	N	N	N
130	PUNJAB NATIONAL BANK	7002	26	31/01/2026	GAYA	DOBHI	PATAK BIGHA	55	Y	N	N	N	N	N	N
131	PUNJAB NATIONAL BANK	7002	27	09/02/2026	GAYA	IMAMGANJ	SALAIYA	55	N	N	N	N	N	N	N
132	PUNJAB NATIONAL BANK	7002	28	19/02/2026	GAYA	KONCH	KER	37	Y	N	N	N	N	N	N
133	PUNJAB NATIONAL BANK	7002	29	27/02/2026	GAYA	MANPUR	USRI	55	N	N	N	N	N	N	N
134	PUNJAB NATIONAL BANK	7002	30	05/03/2026	GAYA	MOHANPUR	RAMDASA	45	N	N	N	N	N	N	N
135	PUNJAB NATIONAL BANK	7002	31	19/03/2026	GAYA	WAZIRGANJ	TARAWAN	55	Y	N	N	N	N	N	N
136	PUNJAB NATIONAL BANK	8102	32	21/01/2026	JEHANABAD	HULASGANJ	SURAJPUR	55	N	N	N	N	N	N	N
137	PUNJAB NATIONAL BANK	8102	33	11/02/2026	JEHANABAD	JEHANABAD	KENARI	54	N	N	N	N	N	N	N
138	PUNJAB NATIONAL BANK	8102	34	20/02/2026	JEHANABAD	KAKO	BHARTHUA	51	N	N	N	N	N	N	N
139	PUNJAB NATIONAL BANK	8102	35	26/03/2026	JEHANABAD	MAKHOUNPUR	MAKHOUNPUR	55	Y	N	N	N	N	N	N
140	PUNJAB NATIONAL BANK	3701	36	08/01/2026	KAIMUR (BHABUA)	BHABUA	BARKAKIR	53	N	N	N	N	N	N	N
141	PUNJAB NATIONAL BANK	3701	37	29/01/2026	KAIMUR (BHABUA)	BHAGWANPUR	KASER	58	Y	N	N	N	N	N	N
142	PUNJAB NATIONAL BANK	3701	38	10/02/2026	KAIMUR (BHABUA)	CHAINPUR	AWNKHARA	60	N	N	N	N	N	N	N
143	PUNJAB NATIONAL BANK	3701	39	19/02/2026	KAIMUR (BHABUA)	CHAND	PAURA	55	N	N	N	N	N	N	N
144	PUNJAB NATIONAL BANK	3701	40	02/03/2026	KAIMUR (BHABUA)	DURGAWATI	SAKHELIPUR	60	Y	N	N	N	N	N	N
145	PUNJAB NATIONAL BANK	3701	41	19/03/2026	KAIMUR (BHABUA)	RAMGARH	NANDANA	55	N	N	N	N	N	N	N
146	PUNJAB NATIONAL BANK	3701	42	26/03/2026	KAIMUR (BHABUA)	RAMPUR	NAUHATTA	57	N	N	N	N	N	N	N
147	PUNJAB NATIONAL BANK	7502	43	15/01/2026	LAKHISARAI	BARAHIYA	SARMA	55	Y	N	N	N	N	N	N
148	PUNJAB NATIONAL BANK	7502	44	18/02/2026	LAKHISARAI	LAKHISARAI	BILAJRI	60	N	N	N	N	N	N	N
149	PUNJAB NATIONAL BANK	7502	45	19/03/2026	LAKHISARAI	SURAJGARHA	GHUSET	57	N	N	N	N	N	N	N
150	PUNJAB NATIONAL BANK	5102	46	02/01/2026	NALANDA	BIHARSHARIF	AMBER	55	N	N	N	N	N	N	N
151	PUNJAB NATIONAL BANK	5102	47	15/01/2026	NALANDA	CHANDI	CHANDI	55	Y	N	N	N	N	N	N
152	PUNJAB NATIONAL BANK	5102	48	29/01/2026	NALANDA	GIRIAK	PURAINI	52	N	N	N	N	N	N	N
153	PUNJAB NATIONAL BANK	5102	49	05/02/2026	NALANDA	HARNAUT	TELMAR	60	Y	N	N	N	N	N	N
154	PUNJAB NATIONAL BANK	5102	50	24/02/2026	NALANDA	KARAI PARSURAI	RAJGIR	55	N	N	N	N	N	N	N
155	PUNJAB NATIONAL BANK	5102	51	03/03/2026	NALANDA	NOORSARAI	JAGDISHPUR TIRAI	55	N	N	N	N	N	N	N
156	PUNJAB NATIONAL BANK	5102	52	20/03/2026	NALANDA	PARBALPUR	PILICH	58	Y	N	N	N	N	N	N
157	PUNJAB NATIONAL BANK	5102	53	28/03/2026	NALANDA	RAHUI	RAHUI	60	Y	N	N	N	N	N	N
158	PUNJAB NATIONAL BANK	5902	54	02/01/2026	NAWADA	AKBARPUR	MARUPPUR	48	N	N	N	N	N	N	N
159	PUNJAB NATIONAL BANK	5902	55	15/01/2026	NAWADA	GOBINDPUR	ALIPUR	58	N	N	N	N	N	N	N
160	PUNJAB NATIONAL BANK	5902	56	29/01/2026	NAWADA	KAWAKOLE	BARA	57	N	N	N	N	N	N	N
161	PUNJAB NATIONAL BANK	5902	57	05/02/2026	NAWADA	MESCAUR	MIRZAPUR	51	Y	N	N	N	N	N	N
162	PUNJAB NATIONAL BANK	5902	58	18/02/2026	NAWADA	NAWADA	MIRZAPUR	50	N	N	N	N	N	N	N
163	PUNJAB NATIONAL BANK	5902	59	27/02/2026	NAWADA	PAXRI BARAWAN	DOLA	54	N	N	N	N	N	N	N
164	PUNJAB NATIONAL BANK	5902	60	03/03/2026	NAWADA	RAJAU	HARDIYA	48	N	N	N	N	N	N	N

165	PUNJAB NATIONAL BANK	5902	51	20/03/2026	NAWADA	ROH	DUMRI	45	N	N	N	N	N	N	N
166	PUNJAB NATIONAL BANK	6002	62	28/03/2026	NAWADA	WARISALIGANI	PAINGARI	60	N	N	N	N	N	N	N
167	PUNJAB NATIONAL BANK	6002	63	02/01/2026	PATNA	BIHTA	SAMSARA	52	N	N	N	N	N	N	N
168	PUNJAB NATIONAL BANK	6002	64	14/01/2026	PATNA	DINAPUR	PATLAPUR	55	Y	N	N	N	N	N	N
169	PUNJAB NATIONAL BANK	6002	65	30/01/2026	PATNA	FATUHA	MALUIPUR	55	N	N	N	N	N	N	N
170	PUNJAB NATIONAL BANK	6002	66	02/02/2026	PATNA	GHOSWARI	SAMAYA	57	N	N	N	N	N	N	N
171	PUNJAB NATIONAL BANK	6002	67	18/02/2026	PATNA	MANER	SABNIMA	52	N	N	N	N	N	N	N
172	PUNJAB NATIONAL BANK	6002	68	26/02/2026	PATNA	MASOURHI	DEORIA	65	Y	N	N	N	N	N	N
173	PUNJAB NATIONAL BANK	6002	69	04/03/2026	PATNA	NAUBATPUR	PIFRAWAN	62	N	N	N	N	N	N	N
174	PUNJAB NATIONAL BANK	6002	70	12/03/2026	PATNA	PALIGANI	JANPUR	58	N	N	N	N	N	N	N
175	PUNJAB NATIONAL BANK	6002	71	20/03/2026	PATNA	PHULWARI	PHULWARI	54	Y	N	N	N	N	N	N
176	PUNJAB NATIONAL BANK	6002	72	28/03/2026	PATNA	PUNPUN	DUMRI	61	N	N	N	N	N	N	N
177	PUNJAB NATIONAL BANK	6702	73	02/01/2026	ROHTAS	AKHORIGOLA	BARARHI	62	N	N	N	N	N	N	N
178	PUNJAB NATIONAL BANK	6702	74	09/01/2026	ROHTAS	BIKRAMGANI	NONHAR	55	Y	N	N	N	N	N	N
179	PUNJAB NATIONAL BANK	6702	75	21/01/2026	ROHTAS	DAWATH	CHATRA	57	N	N	N	N	N	N	N
180	PUNJAB NATIONAL BANK	6702	76	31/01/2026	ROHTAS	DEHRI	DARIHAT	54	N	N	N	N	N	N	N
181	PUNJAB NATIONAL BANK	6702	77	05/02/2026	ROHTAS	KARAKAT	KUSI	55	N	N	N	N	N	N	N
182	PUNJAB NATIONAL BANK	6702	78	19/02/2026	ROHTAS	KARGAHAR	USANA	53	Y	N	N	N	N	N	N
183	PUNJAB NATIONAL BANK	6702	79	27/02/2026	ROHTAS	NASRIGANI	DEHRI	59	N	N	N	N	N	N	N
184	PUNJAB NATIONAL BANK	6702	80	03/03/2026	ROHTAS	SASARAM	ASRER	54	N	N	N	N	N	N	N
185	PUNJAB NATIONAL BANK	6702	81	19/03/2026	ROHTAS	SHEOSAGAR	KONAR	56	Y	N	N	N	N	N	N
186	PUNJAB NATIONAL BANK	6702	82	27/03/2026	ROHTAS	TILOUTHU	SHIUPUR	54	N	N	N	N	N	N	N
187	UNION BANK OF INDIA	8501	1	13/03/2026	KHAGARIA	ALAUJI	ALAUJI	54	N	N	N	N	N	N	N
188	UNION BANK OF INDIA	8501	2	11/02/2026	KHAGARIA	BELDAUR	MALLI	31	N	N	N	N	N	Y	N
189	UNION BANK OF INDIA	8501	3	28/01/2026	KHAGARIA	CHAUTHAM	CHAUTHAM	29	Y	N	N	N	N	Y	N
190	UNION BANK OF INDIA	8501	4	12/01/2026	KHAGARIA	GOGRI	MAHESHKHUNT	30	N	N	N	N	N	Y	N
191	UNION BANK OF INDIA	8501	5	05/01/2026	KHAGARIA	KHAGARIA	KHAGARIA	27	N	N	N	N	N	Y	N
192	UNION BANK OF INDIA	8501	6	21/01/2016	KHAGARIA	MANSI	BANNI	31	N	N	N	N	N	Y	N
193	UNION BANK OF INDIA	8501	7	06/01/2026	KHAGARIA	PARBATTA	KULHARIYA	31	Y	N	N	N	N	Y	Y
194	UNION BANK OF INDIA	8501	8	08/01/2026	KHAGARIA	CHAUTHAM	KHARAITA	34	Y	N	N	N	N	Y	Y
195	UNION BANK OF INDIA	8501	9	14/01/2026	KHAGARIA	KHAGARIA	MATHURAPUR	30	N	N	N	N	N	Y	N
196	UNION BANK OF INDIA	8501	10	15/01/2026	KHAGARIA	CHAUTHAM	KHARAITA	34	N	N	N	N	N	N	N
197	UNION BANK OF INDIA	8501	11	16/01/2026	KHAGARIA	KHAGARIA	SANHOULI	29	Y	N	N	N	N	Y	N
198	UNION BANK OF INDIA	8501	12	22/01/2026	KHAGARIA	CHAUTHAM	BALKUNDA	30	N	N	N	N	N	N	N
199	UNION BANK OF INDIA	8501	13	24/01/2026	KHAGARIA	KHAGARIA	DURGAPUR	29	N	N	N	N	N	Y	N
200	UNION BANK OF INDIA	8501	14	05/02/2026	KHAGARIA	CHAUTHAM	LAGMA	25	Y	N	N	N	N	Y	N
201	UNION BANK OF INDIA	8501	15	06/02/2026	KHAGARIA	KHAGARIA	SANHOULI	28	Y	N	N	N	N	Y	N
202	UNION BANK OF INDIA	8501	16	09/02/2026	KHAGARIA	KHAGARIA	LABHGAON	30	Y	N	N	N	N	Y	N
203	UNION BANK OF INDIA	8501	17	10/02/2026	KHAGARIA	CHAUTHAM	NIRPUR	27	Y	N	N	N	N	N	N
204	UNION BANK OF INDIA	8501	18	12/02/2026	KHAGARIA	CHAUTHAM	NIRPUR	31	Y	N	N	N	N	Y	N
205	UNION BANK OF INDIA	8501	19	13/02/2026	KHAGARIA	PARBATTA	ZORABARPUR	30	Y	N	N	N	N	N	N
206	UNION BANK OF INDIA	8501	20	16/02/2026	KHAGARIA	CHAUTHAM	PIRNAGRA	31	Y	N	N	N	N	Y	N
207	UNION BANK OF INDIA	8501	21	24/02/2026	KHAGARIA	KHAGARIA	RANI SAKARPURA	28	Y	N	N	N	N	Y	N
208	UNION BANK OF INDIA	8501	22	26/02/2026	KHAGARIA	KHAGARIA	SONMAMKI	29	N	N	N	N	N	N	N
209	UNION BANK OF INDIA	8501	23	09/03/2026	KHAGARIA	KHAGARIA	SANHOULI	56	N	N	N	N	N	N	N
210	UNION BANK OF INDIA	8501	24	11/03/2026	KHAGARIA	PARBATTA	KHIRADIH	58	N	N	N	N	N	N	N
211	UNION BANK OF INDIA	8501	25	14/03/2026	KHAGARIA	PARBATTA	SAUR UTTARI	55	N	N	N	N	N	N	N
212	UNION BANK OF INDIA	8501	26	19/03/2026	KHAGARIA	CHAUTHAM	PIPRA	67	Y	N	N	N	N	N	N
213	UNION BANK OF INDIA	8501	27	22/03/2026	KHAGARIA	KHAGARIA	JNKI	53	Y	N	N	N	N	N	N
214	UNION BANK OF INDIA	8501	28	26/03/2026	KHAGARIA	PARBATTA	CHAK PRAYAG	57	N	N	N	N	N	Y	N
215	UCO BANK	4601	1	17/02/2026	BANKA	AMARPUR	Leugain	42	Y	N	N	N	N	N	N
216	UCO BANK	8001	1	24/03/2026	BHAGALPUR	BIHPUR	Bihipur east	42	Y	N	N	N	N	N	N
217	UCO BANK	8001	2	13/03/2026	BHAGALPUR	Kahalgaoon	Kisandaspur	35	Y	Y	N	N	Y	N	N
218	UCO BANK	4601	2	02/01/2026	BANKA	BANKA	Dudhari	36	Y	N	N	N	N	Y	Y
219	UCO BANK	4601	3	06/03/2026	BANKA	BARAHAT	Badivishhar	36	Y	N	N	N	N	N	N
220	UCO BANK	8001	3	23/03/2026	BHAGALPUR	GOPALPUR	Gopalpur	51	Y	Y	N	N	N	N	N
221	UCO BANK	8001	4	22/03/2026	BHAGALPUR	GORADIH	Pithara	39	Y	Y	N	N	N	N	N

222	UCO BANK	4601	4	18/02/2026	BANKA	BALISI	Paniya	45	Y	N	N	N	N	N	N
223	UCO BANK	4601	5	08/01/2026	BANKA	BELHAR	Tola Ghorgara	31	Y	N	N	N	N	N	N
224	UCO BANK	8001	5	06/03/2026	BHAGALPUR	ISMAILPUR	ismailpur Paschim	60	Y	N	N	N	N	N	N
225	UCO BANK	8001	6	22/03/2026	BHAGALPUR	JAGDISHPUR	Barjani	44	Y	Y	N	N	N	N	N
226	UCO BANK	4601	6	09/03/2026	BANKA	CHANDAN	Amjora	31	Y	N	N	N	Y	N	N
227	UCO BANK	4601	7	13/03/2026	BANKA	DHURAIYA	Rangoon	24	Y	N	N	N	N	N	N
228	UCO BANK	8001	7	20/02/2026	BHAGALPUR	KHARIK	Khark	53	Y	N	N	N	N	N	N
229	UCO BANK	8001	8	09/01/2026	BHAGALPUR	NARAYANPUR	Narayanpur	62	Y	N	N	N	N	N	N
230	UCO BANK	4601	8	17/01/2026	BANKA	FULLIDUMAR	Domodih	34	Y	N	N	N	N	N	N
231	UCO BANK	4601	9	16/01/2026	BANKA	KATORIA	Barwasni	41	Y	N	N	N	Y	N	N
232	UCO BANK	8001	9	06/02/2026	BHAGALPUR	NATHNAGAR	Kajrauli	30	Y	Y	N	N	N	N	N
233	UCO BANK	8001	10	16/03/2026	BHAGALPUR	NAUGACHHIA	Tetri	38	Y	N	N	N	N	N	N
234	UCO BANK	4601	10	02/01/2026	BANKA	RAJAJUN	Majhagin Darpa	35	Y	N	N	N	Y	Y	N
235	UCO BANK	4601	11	16/03/2026	BANKA	SHAMBHUGANJ	Naraun	29	Y	N	N	N	Y	Y	N
236	UCO BANK	8001	11	22/03/2026	BHAGALPUR	PIRPAINTI	Pyalapur	49	Y	Y	N	N	N	N	N
237	UCO BANK	8001	12	23/02/2026	BHAGALPUR	RANGRACHOWK	Rangra	33	Y	Y	N	N	N	N	N
238	UCO BANK	8001	13	20/01/2026	BHAGALPUR	SABPUR	Lodipur	45	Y	Y	N	N	N	N	N
239	UCO BANK	8001	14	24/02/2026	BHAGALPUR	SHAKLUND	Bhulni	40	Y	Y	N	N	N	N	N
240	UCO BANK	8001	15	17/02/2026	BHAGALPUR	SONHAULA	Tarar	50	Y	Y	N	N	N	N	N
241	UCO BANK	8001	16	25/02/2026	BHAGALPUR	SULTANGANJ	Akbarnagar	41	Y	Y	N	N	N	N	N
242	BIHAR GRAMIN BANK	8302	1	03/01/2026	ARARIA	ARARIA	CLF CHIRAIYAHAT	45	N	N	N	N	N	Y	Y
243	BIHAR GRAMIN BANK	8302	2	06/01/2026	ARARIA	BHARGAMA	TARAJUNA BHOJPUR	60	N	N	N	N	N	Y	Y
244	BIHAR GRAMIN BANK	8302	3	08/01/2026	ARARIA	FORBESGANJ	DEHRI	85	N	N	N	N	N	Y	Y
245	BIHAR GRAMIN BANK	8302	4	13/01/2026	ARARIA	JOKIHAT	KUPARI	77	N	N	N	N	N	Y	Y
246	BIHAR GRAMIN BANK	8302	5	19/01/2026	ARARIA	KURSAKANTA	CHANDERDEI	80	N	N	N	N	N	Y	Y
247	BIHAR GRAMIN BANK	8302	6	21/01/2026	ARARIA	NARPATGANJ	PARWAHA	90	N	N	N	N	N	Y	Y
248	BIHAR GRAMIN BANK	8302	7	30/01/2026	ARARIA	PALASI	PARWAHA	65	N	N	N	N	N	Y	Y
249	BIHAR GRAMIN BANK	8302	8	08/01/2026	ARARIA	RANIGANJ	CHAKARDAHA	35	N	N	N	Y	N	Y	Y
250	BIHAR GRAMIN BANK	8302	9	14/01/2026	ARARIA	SIKTY	ZEROMILE	39	N	N	N	N	N	Y	Y
251	BIHAR GRAMIN BANK	10901	10	19/01/2026	ARWAL	ARWAL	PARSADI ENGLISH	42	N	N	N	N	N	Y	Y
252	BIHAR GRAMIN BANK	10901	11	23/01/2026	ARWAL	KALER	SARA	51	N	N	N	N	N	Y	Y
253	BIHAR GRAMIN BANK	10901	12	30/01/2026	ARWAL	KAPRI	RAMPUR CHAURAM	36	N	N	N	N	N	Y	Y
254	BIHAR GRAMIN BANK	10901	13	30/01/2026	ARWAL	SONBHADRA-BANSI-	SARAUTI	39	N	N	N	N	N	Y	Y
255	BIHAR GRAMIN BANK	10901	14	30/01/2026	ARWAL	KURTHA	BHADASI	52	N	N	N	N	N	Y	Y
256	BIHAR GRAMIN BANK	5801	15	02/01/2026	AURANGABAD	AURANGABAD	BANSEKHAF	55	N	N	N	Y	N	Y	Y
257	BIHAR GRAMIN BANK	5801	16	02/01/2026	AURANGABAD	BARUN	RAGJALULIA	37	N	N	N	N	N	Y	Y
258	BIHAR GRAMIN BANK	5801	17	05/01/2026	AURANGABAD	DAUDNAGAR	MALWAN	36	N	N	N	N	N	Y	Y
259	BIHAR GRAMIN BANK	5801	18	05/01/2026	AURANGABAD	DEO	DEVKALI	35	N	N	N	N	N	Y	Y
260	BIHAR GRAMIN BANK	5801	19	09/01/2026	AURANGABAD	GOH	BARUN	41	N	N	N	N	N	Y	Y
261	BIHAR GRAMIN BANK	5801	20	19/01/2026	AURANGABAD	HASPURA	SANDA	48	N	N	N	N	N	Y	Y
262	BIHAR GRAMIN BANK	5801	21	08/01/2026	AURANGABAD	KUTUMBA	KANCHANPUR	30	N	N	N	N	N	Y	Y
263	BIHAR GRAMIN BANK	5801	22	13/01/2026	AURANGABAD	MADANPUR	ARANDA	34	N	N	N	N	N	Y	Y
264	BIHAR GRAMIN BANK	5801	23	19/01/2026	AURANGABAD	NABINAGAR	US	31	N	N	N	N	N	Y	Y
265	BIHAR GRAMIN BANK	5801	24	22/01/2026	AURANGABAD	OBRA	RAWAL BIGHA	30	N	N	N	N	N	Y	Y
266	BIHAR GRAMIN BANK	5801	25	28/01/2026	AURANGABAD	RAFIGANJ	DEOHARA	38	N	N	N	N	N	Y	Y
267	BIHAR GRAMIN BANK	4601	26	31/01/2026	BANKA	AMARPUR	MAHADEV/PUR	35	N	N	N	N	N	Y	Y
268	BIHAR GRAMIN BANK	4601	27	05/01/2026	BANKA	BANKA	BHELAI	45	N	N	N	Y	N	Y	Y
269	BIHAR GRAMIN BANK	4601	28	06/01/2026	BANKA	BARAHAT	BAGHITARI	60	N	N	N	Y	N	Y	Y
270	BIHAR GRAMIN BANK	4601	29	07/01/2026	BANKA	BAUSI	CHUBIYA	32	N	N	N	Y	N	Y	Y
271	BIHAR GRAMIN BANK	4601	30	08/01/2026	BANKA	BELHAR	KATIWAN	46	N	N	N	Y	N	Y	Y
272	BIHAR GRAMIN BANK	4601	31	09/01/2026	BANKA	CHANDAN	KAMDEOPUR	50	N	N	N	Y	N	Y	Y
273	BIHAR GRAMIN BANK	4601	32	09/01/2026	BANKA	DHURAIYA	SANPDAHAR	40	N	N	N	N	N	Y	Y
274	BIHAR GRAMIN BANK	4601	33	28/01/2026	BANKA	FULLIDUMAR	MALTI	30	N	N	N	N	N	Y	Y
275	BIHAR GRAMIN BANK	4601	34	31/01/2026	BANKA	KATORIA	BARA	35	N	N	N	N	N	Y	Y
276	BIHAR GRAMIN BANK	4601	35	09/01/2026	BANKA	RAJAJUN	PANIWARA	29	N	N	N	N	N	Y	Y
277	BIHAR GRAMIN BANK	4601	36	15/01/2026	BANKA	SHAMBHUGANJ	BANKA	21	N	N	N	N	N	Y	Y
278	BIHAR GRAMIN BANK	7701	37	21/01/2026	BEGUSARAI	BACHHWARA	GARHARA	22	N	N	N	N	N	Y	Y

279	BIHAR GRAMIN BANK	7701	38	29/01/2026	BEGUSARAI	BAKHRI	JINEDPUR	48	N	N	N	N	N	Y	Y
280	BIHAR GRAMIN BANK	7701	39	08/01/2026	BEGUSARAI	BALLIA	KAROR	52	N	N	N	N	N	Y	Y
281	BIHAR GRAMIN BANK	7701	40	13/01/2026	BEGUSARAI	BARAUNI	SAFAPUR	41	N	N	N	N	N	Y	Y
282	BIHAR GRAMIN BANK	7701	41	16/01/2026	BEGUSARAI	BEGUSARAI	GAURA	48	N	N	N	N	N	Y	Y
283	BIHAR GRAMIN BANK	7701	42	21/01/2026	BEGUSARAI	BHAGWANPUR	MANIHPUR	61	N	N	N	N	N	Y	Y
284	BIHAR GRAMIN BANK	7701	43	27/01/2026	BEGUSARAI	BIRPUR	KHODAWANDPUR	59	N	N	N	N	N	Y	Y
285	BIHAR GRAMIN BANK	7701	44	30/01/2026	BEGUSARAI	CHERIA BARIARPUR	RACHYAH	49	N	N	N	N	N	Y	Y
286	BIHAR GRAMIN BANK	7701	45	05/01/2026	BEGUSARAI	CHHAURAH	MANHAUL	43	N	N	N	N	N	Y	Y
287	BIHAR GRAMIN BANK	7701	46	12/01/2026	BEGUSARAI	DANDARI	PHULWARIYA	27	N	N	N	N	N	Y	Y
288	BIHAR GRAMIN BANK	7701	47	15/01/2026	BEGUSARAI	GADHPURA	CHHABILAPUR	38	N	N	N	N	N	Y	Y
289	BIHAR GRAMIN BANK	7701	48	19/01/2026	BEGUSARAI	KHODAWANDPUR	CHERIA BARIARPUR	42	N	N	N	N	N	Y	Y
290	BIHAR GRAMIN BANK	7701	49	23/01/2026	BEGUSARAI	MANSURCHAK	KARICHAK	29	N	N	N	N	N	Y	Y
291	BIHAR GRAMIN BANK	7701	50	28/01/2026	BEGUSARAI	MATHANI	RACHYAH	23	N	N	N	N	N	Y	Y
292	BIHAR GRAMIN BANK	7701	51	29/01/2026	BEGUSARAI	NAWKOTHI	KAJI CHAK	60	N	N	N	N	N	Y	Y
293	BIHAR GRAMIN BANK	7701	52	28/01/2026	BEGUSARAI	SAHEBPUR KAMAL	DIHPAR	45	N	N	N	N	N	Y	Y
294	BIHAR GRAMIN BANK	7701	53	02/01/2026	BEGUSARAI	SAMHO AKHA KURHA	CHERIA BARIARPUR	45	N	N	N	N	N	Y	Y
295	BIHAR GRAMIN BANK	7701	54	03/01/2026	BEGUSARAI	TEGHRA	KARICHAK	31	N	N	N	N	N	Y	Y
296	BIHAR GRAMIN BANK	8001	55	06/01/2026	BHAGALPUR	BIHPUR	MANIHPUR	55	N	N	N	N	N	Y	Y
297	BIHAR GRAMIN BANK	8001	56	08/01/2026	BHAGALPUR	Kahaigaon	PIRPATI	47	N	N	N	N	N	Y	Y
298	BIHAR GRAMIN BANK	8001	57	09/01/2026	BHAGALPUR	GOPALPUR	KHARIK	35	N	N	N	N	N	Y	Y
299	BIHAR GRAMIN BANK	8001	58	13/01/2026	BHAGALPUR	GORADIH	CHOTI PARBATTA	30	N	N	N	N	N	Y	Y
300	BIHAR GRAMIN BANK	8001	59	17/01/2026	BHAGALPUR	ISMAILPUR	EKCHARI	49	N	N	N	N	N	Y	Y
301	BIHAR GRAMIN BANK	8001	60	20/01/2026	BHAGALPUR	JAGDISHPUR	TILAKPUR	28	N	N	N	N	N	Y	Y
302	BIHAR GRAMIN BANK	8001	61	23/01/2026	BHAGALPUR	KHARIK	GORADIH	52	N	N	N	N	N	Y	Y
303	BIHAR GRAMIN BANK	8001	62	01/01/2026	BHAGALPUR	NARAYANPUR	BHAGALPUR	25	N	N	N	N	N	Y	Y
304	BIHAR GRAMIN BANK	8001	63	02/01/2026	BHAGALPUR	NATHNAGAR	KARAILA & NATHNAGAR	19	N	N	N	N	N	Y	Y
305	BIHAR GRAMIN BANK	8001	64	02/01/2026	BHAGALPUR	NAUGACHHIA	DARHARA	24	N	N	N	N	N	Y	Y
306	BIHAR GRAMIN BANK	8001	65	03/01/2026	BHAGALPUR	PIRPAINTI	JOGOVR	22	N	N	N	N	N	Y	Y
307	BIHAR GRAMIN BANK	8001	66	06/01/2026	BHAGALPUR	RANGRACHOWK	MANIHPUR	25	N	N	N	N	N	Y	Y
308	BIHAR GRAMIN BANK	8001	67	12/01/2026	BHAGALPUR	SABOUR	PIRPATI	28	N	N	N	N	N	Y	Y
309	BIHAR GRAMIN BANK	8001	68	13/01/2026	BHAGALPUR	SHAKUND	KHARIK	19	N	N	N	N	N	Y	Y
310	BIHAR GRAMIN BANK	8001	69	14/01/2026	BHAGALPUR	SONHAULA	CHOTI PARBATTA	28	N	N	N	N	N	Y	Y
311	BIHAR GRAMIN BANK	8001	70	15/01/2026	BHAGALPUR	SULTANGANJ	EKCHARI	25	N	N	N	N	N	Y	Y
312	BIHAR GRAMIN BANK	5101	71	16/01/2026	BHOJIPUR	AGIAON	KULHARIYA	30	N	N	N	N	N	Y	Y
313	BIHAR GRAMIN BANK	5101	72	19/01/2026	BHOJIPUR	ARA	SAKADDI	19	N	N	N	N	N	Y	Y
314	BIHAR GRAMIN BANK	5101	73	22/01/2026	BHOJIPUR	BARHARA	OLUARPUR	19	N	N	N	N	N	Y	Y
315	BIHAR GRAMIN BANK	5101	74	23/01/2026	BHOJIPUR	BEHEA	LODIPUR	28	N	N	N	N	N	Y	Y
316	BIHAR GRAMIN BANK	5101	75	28/01/2026	BHOJIPUR	CHARPOKHARI	KHANGAON	29	N	N	N	N	N	Y	Y
317	BIHAR GRAMIN BANK	5101	76	31/01/2026	BHOJIPUR	GARHANI	AZIMABAD	17	N	N	N	N	N	Y	Y
318	BIHAR GRAMIN BANK	5101	77	05/01/2026	BHOJIPUR	JAGDISHPUR	SANADIYA	36	N	N	N	N	N	Y	Y
319	BIHAR GRAMIN BANK	5101	78	12/01/2026	BHOJIPUR	KOILWAR	SANADIYA	26	N	N	N	N	N	Y	Y
320	BIHAR GRAMIN BANK	5101	79	12/01/2026	BHOJIPUR	PIRO	ISADI BAZAR	22	N	N	N	N	N	Y	Y
321	BIHAR GRAMIN BANK	5101	80	16/01/2026	BHOJIPUR	SAHAR	PIPRAHYA	35	N	N	N	N	N	Y	Y
322	BIHAR GRAMIN BANK	5101	81	19/01/2026	BHOJIPUR	SANDESH	NARAYANPUR	38	N	N	N	N	N	Y	Y
323	BIHAR GRAMIN BANK	5101	82	28/01/2026	BHOJIPUR	SHAHPUR	MAJHAON	23	N	N	N	N	N	Y	Y
324	BIHAR GRAMIN BANK	5101	83	31/01/2026	BHOJIPUR	TARARI	BACHRI NARAYANPUR	29	N	N	N	Y	N	Y	Y
325	BIHAR GRAMIN BANK	5101	84	14/01/2026	BHOJIPUR	UDWANTNAGAR	UTTARNAWAM	31	N	N	N	N	N	Y	Y
326	BIHAR GRAMIN BANK	4501	85	15/01/2026	BUXAR	BRAHMPUR	JAGDISHPUR	26	N	N	N	N	N	Y	Y
327	BIHAR GRAMIN BANK	4501	86	22/01/2026	BUXAR	BUXAR	BABUGANI ENGLISH	29	N	N	N	N	N	Y	Y
328	BIHAR GRAMIN BANK	4501	87	30/01/2026	BUXAR	CHAKKI	KHANITA	28	N	N	N	Y	N	Y	Y
329	BIHAR GRAMIN BANK	4501	88	30/01/2026	BUXAR	CHAUSA	CHUNNI	32	N	N	N	N	N	Y	Y
330	BIHAR GRAMIN BANK	4501	89	12/01/2026	BUXAR	CHDUGAIN	SIKRAUL	35	N	N	N	N	N	Y	Y
331	BIHAR GRAMIN BANK	4501	90	13/01/2026	BUXAR	DUMRAON	BASAON	41	N	N	N	N	N	Y	Y
332	BIHAR GRAMIN BANK	4501	91	14/01/2026	BUXAR	ITARHI	DHANSOI	35	N	N	N	N	N	Y	Y
333	BIHAR GRAMIN BANK	4501	92	15/01/2026	BUXAR	KESATH	KRISHNA BRAHM	41	N	N	N	N	N	Y	Y
334	BIHAR GRAMIN BANK	4501	93	16/01/2026	BUXAR	NAWANAGAR	BADKA RAJPUR	45	N	N	N	N	N	Y	Y
335	BIHAR GRAMIN BANK	4501	94	17/01/2026	BUXAR	RAJPUR	BOKSA	46	N	N	N	N	N	Y	Y

336	BIHAR GRAMIN BANK	4501	95	19/01/2026	BUXAR	SIMRI	ITARHI	42	N	N	N	N	N	Y	Y
337	BIHAR GRAMIN BANK	7402	96	20/01/2026	DARBHANGA	ALINAGAR	BISHANPUR	37	N	N	N	N	N	Y	Y
338	BIHAR GRAMIN BANK	7402	97	16/01/2026	DARBHANGA	BAHADURPUR	MADHOPUR	35	N	N	N	Y	N	Y	Y
339	BIHAR GRAMIN BANK	7402	98	17/01/2026	DARBHANGA	BAHERI	SIMRI	40	N	N	N	N	N	N	Y
340	BIHAR GRAMIN BANK	7402	99	18/01/2026	DARBHANGA	BENIPUR	SUBHANKARPUR	45	N	N	N	N	Y	N	Y
341	BIHAR GRAMIN BANK	7402	100	19/01/2026	DARBHANGA	BIRAIL	ALLALPATTI	45	N	N	N	N	N	Y	Y
342	BIHAR GRAMIN BANK	7402	101	20/01/2026	DARBHANGA	DARBHANGA	PATOR	43	N	N	N	N	N	Y	Y
343	BIHAR GRAMIN BANK	7402	102	21/01/2026	DARBHANGA	GAURABOURAM	SURHACHATTI	47	N	N	N	N	N	Y	Y
344	BIHAR GRAMIN BANK	7402	103	05/01/2026	DARBHANGA	GHAUSHYAMPUR	PANDASARAI	18	N	N	N	N	N	Y	Y
345	BIHAR GRAMIN BANK	7402	104	06/01/2026	DARBHANGA	HANUMAN NAGAR	DEKLI	15	N	N	N	N	N	N	Y
346	BIHAR GRAMIN BANK	7402	105	07/01/2026	DARBHANGA	HAYAGHAT	NIMAITHI	12	N	N	N	N	N	N	Y
347	BIHAR GRAMIN BANK	7402	106	08/01/2026	DARBHANGA	JALE	JORJA	17	N	N	N	N	N	Y	Y
348	BIHAR GRAMIN BANK	7402	107	09/01/2026	DARBHANGA	KEOTIRUNWAY	THATHOPUR	22	N	N	N	N	N	Y	Y
349	BIHAR GRAMIN BANK	7402	108	12/01/2026	DARBHANGA	KIRATPUR	BAHERI	13	N	N	N	N	N	Y	Y
350	BIHAR GRAMIN BANK	7402	109	19/01/2026	DARBHANGA	KUSHESHWAR ASTHAN	JAGANATHPUR	19	N	N	N	N	N	N	Y
351	BIHAR GRAMIN BANK	7402	110	21/01/2026	DARBHANGA	KUSHESHWAR ASTHAN EAST	KABIRCHAK	14	N	N	N	N	N	Y	Y
352	BIHAR GRAMIN BANK	7402	111	02/02/2026	DARBHANGA	MANIGACHHI	SONKI	67	N	N	N	N	N	Y	Y
353	BIHAR GRAMIN BANK	7402	112	07/02/2026	DARBHANGA	SINGHWARA	BAHERA	88	N	N	N	N	N	Y	Y
354	BIHAR GRAMIN BANK	7402	113	12/02/2026	DARBHANGA	TARDIH	BENIPUR	95	N	N	N	N	N	Y	Y
355	BIHAR GRAMIN BANK	7001	114	16/02/2026	GAYA	AMAS	DHARMSALA	80	N	N	N	N	N	Y	Y
356	BIHAR GRAMIN BANK	7001	115	21/02/2026	GAYA	ATRI	BAGULA	96	N	N	N	N	N	Y	Y
357	BIHAR GRAMIN BANK	7001	116	22/02/2026	GAYA	BANKEY BAZAR	SOBH	98	N	N	N	N	N	Y	Y
358	BIHAR GRAMIN BANK	7001	117	10/02/2026	GAYA	BARACHATTI	SENDUARA	37	N	N	N	Y	N	Y	Y
359	BIHAR GRAMIN BANK	7001	118	11/02/2026	GAYA	BELAGANJ	ERKI	41	N	N	N	N	N	Y	Y
360	BIHAR GRAMIN BANK	7001	119	16/02/2026	GAYA	BODHGAYA	PUNAKALA	48	N	N	N	N	N	Y	Y
361	BIHAR GRAMIN BANK	7001	120	17/02/2026	GAYA	DOBHI	KAPASIYA	54	N	N	N	N	N	Y	Y
362	BIHAR GRAMIN BANK	7001	121	25/02/2026	GAYA	DUMARIA	NIYAZPUR	44	N	N	N	N	N	Y	Y
363	BIHAR GRAMIN BANK	7001	122	25/02/2026	GAYA	FATEHPUR	BISHUNGANJ	52	N	N	N	N	N	Y	Y
364	BIHAR GRAMIN BANK	7001	123	27/02/2026	GAYA	NAGAR	MAGADH MEDICAL	46	N	N	N	N	N	Y	Y
365	BIHAR GRAMIN BANK	7001	124	05/02/2026	GAYA	GURAUJ	GURUA	28	N	N	N	Y	N	Y	Y
366	BIHAR GRAMIN BANK	7001	125	05/02/2026	GAYA	GURUA	MANIHAR	48	N	N	N	N	N	Y	Y
367	BIHAR GRAMIN BANK	7001	126	06/02/2026	GAYA	IMAMGANJ	DELHA	46	N	N	N	N	N	Y	Y
368	BIHAR GRAMIN BANK	7001	127	06/02/2026	GAYA	KHIZARSARAI	SCHOOL	41	N	N	N	N	N	Y	Y
369	BIHAR GRAMIN BANK	7001	128	19/02/2026	GAYA	KONCH	MANHIYAMA	43	N	N	N	N	N	Y	Y
370	BIHAR GRAMIN BANK	7001	129	25/02/2026	GAYA	MANPUR	CHHABURA	38	N	N	N	N	N	Y	Y
371	BIHAR GRAMIN BANK	7001	130	02/02/2026	GAYA	MOHANPUR	ARAI	34	N	N	N	N	N	Y	Y
372	BIHAR GRAMIN BANK	7001	131	07/02/2026	GAYA	MOHRA	CHAITA	29	N	N	N	N	N	Y	Y
373	BIHAR GRAMIN BANK	7001	132	10/02/2026	GAYA	NEEMCHAK BATHANI	MOCHARIM	33	N	N	N	N	N	Y	Y
374	BIHAR GRAMIN BANK	7001	133	13/02/2026	GAYA	PARAIYA	DHANDHWA	30	N	N	N	N	N	Y	Y
375	BIHAR GRAMIN BANK	7001	134	24/02/2026	GAYA	SHERGHATTY	MMC	35	N	N	N	N	N	Y	Y
376	BIHAR GRAMIN BANK	7001	135	10/02/2026	GAYA	TANKUPPA	CHERKI	60	Y	Y	Y	Y	N	Y	Y
377	BIHAR GRAMIN BANK	7001	136	11/02/2026	GAYA	TEKARI	RAJAHARI	65	N	Y	Y	Y	N	Y	Y
378	BIHAR GRAMIN BANK	7001	137	12/02/2026	GAYA	WAZIRGANJ	PAIBIGHA	250	N	N	N	Y	N	Y	Y
379	BIHAR GRAMIN BANK	6302	138	13/02/2026	GOPALGANJ	BAIKUNTHPUR	Sampur	190	N	N	N	Y	N	Y	Y
380	BIHAR GRAMIN BANK	6302	139	14/02/2026	GOPALGANJ	BARAULI	Gaura	32	N	N	N	Y	N	Y	Y
381	BIHAR GRAMIN BANK	6302	140	15/02/2026	GOPALGANJ	BHDREY	Fatehpur	68	N	N	N	Y	N	Y	Y
382	BIHAR GRAMIN BANK	6302	141	16/02/2026	GOPALGANJ	BUAIPUR	Kotwa Nils	210	Y	Y	N	Y	N	Y	Y
383	BIHAR GRAMIN BANK	6302	142	17/02/2026	GOPALGANJ	GOPALGANJ	Lamichaur	34	Y	Y	N	Y	N	Y	Y
384	BIHAR GRAMIN BANK	6302	143	18/02/2026	GOPALGANJ	HATHUA	Ahiyapur	80	Y	Y	N	N	N	Y	Y
385	BIHAR GRAMIN BANK	6302	144	19/02/2026	GOPALGANJ	KATAIYA	Kabirpur	50	N	N	N	N	N	Y	Y
386	BIHAR GRAMIN BANK	6302	145	20/02/2026	GOPALGANJ	KUCHAIKOTE	Saunhi Patti	45	N	N	N	N	N	Y	Y
387	BIHAR GRAMIN BANK	6302	146	21/02/2026	GOPALGANJ	MANHA	Matihani Madho	55	N	N	N	N	N	Y	Y
388	BIHAR GRAMIN BANK	6302	147	22/02/2026	GOPALGANJ	PANCHDEORI	Banki Khal	90	N	Y	Y	N	N	Y	Y
389	BIHAR GRAMIN BANK	6302	148	23/02/2026	GOPALGANJ	PHULWARIYA	Paesauli	16	N	N	N	N	N	Y	Y
390	BIHAR GRAMIN BANK	6302	149	24/02/2026	GOPALGANJ	SIDHWALIYA	Amapura	18	N	N	N	N	N	Y	Y
391	BIHAR GRAMIN BANK	6302	150	25/02/2026	GOPALGANJ	THAWE	Majhwaliya	20	N	N	N	N	N	Y	Y
392	BIHAR GRAMIN BANK	6302	151	26/02/2026	GOPALGANJ	UCHKAGACH	Benkati	21	N	N	N	N	N	Y	Y

393	BIHAR GRAMIN BANK	4701	152	31/01/2026	JAMUI	BARHAT	MAHADEO SIMARJA	52	N	N	N	N	N	Y	Y	
394	BIHAR GRAMIN BANK	4701	153	02/02/2026	JAMUI	CHAKAI	KUMAR	40	N	N	N	N	N	Y	Y	
395	BIHAR GRAMIN BANK	4701	154	06/02/2026	JAMUI	GHOR	GARSANDA	42	N	N	N	N	N	Y	Y	
396	BIHAR GRAMIN BANK	4701	155	07/02/2026	JAMUI	ISLAMNAGAR ALIGANJ	SATPHOKHRA	49	N	N	N	N	N	Y	Y	
397	BIHAR GRAMIN BANK	4701	156	10/02/2026	JAMUI	JAMUI	TIHIA	35	N	N	N	N	N	Y	Y	
398	BIHAR GRAMIN BANK	4701	157	11/02/2026	JAMUI	JHAJHA	MATIANA	53	N	N	N	N	N	Y	Y	
399	BIHAR GRAMIN BANK	4701	158	13/02/2026	JAMUI	KHAIRA	LAXMIPUR	31	N	N	N	N	N	Y	Y	
400	BIHAR GRAMIN BANK	4701	159	13/02/2026	JAMUI	LAXMIPUR	BURHIKHAR	52	N	N	N	N	N	Y	Y	
401	BIHAR GRAMIN BANK	4701	160	17/02/2026	JAMUI	SIKANDRA	NARGI	33	N	N	N	N	N	Y	Y	
402	BIHAR GRAMIN BANK	4701	161	18/02/2026	JAMUI	SONO	AMBA SARARI	45	N	N	N	N	N	Y	Y	
403	BIHAR GRAMIN BANK	3701	162	02/02/2026	JEHANABAD	GHOSHI	Redrawer Kalan	43	N	N	N	N	N	Y	Y	
404	BIHAR GRAMIN BANK	3701	163	03/02/2026	JEHANABAD	HULASGANJ	Biddi	53	N	N	N	Y	N	Y	Y	
405	BIHAR GRAMIN BANK	3701	164	08/02/2026	JEHANABAD	JEHANABAD	Khargawan	115	N	N	N	Y	Y	Y	Y	
406	BIHAR GRAMIN BANK	3701	165	09/02/2026	JEHANABAD	IKAKO	Rudrawer Kalan	91	N	N	N	N	N	Y	Y	
407	BIHAR GRAMIN BANK	3701	166	10/02/2026	JEHANABAD	MAKHDUMPUR	Dharchali	55	N	N	N	N	N	Y	Y	
408	BIHAR GRAMIN BANK	3701	167	12/02/2026	JEHANABAD	MODANGANJ	Goraiapur	42	N	N	N	N	N	Y	Y	
409	BIHAR GRAMIN BANK	3701	168	13/02/2026	JEHANABAD	RATNI FARIDPUR	Gtaun Tola	51	N	N	N	N	N	Y	Y	
410	BIHAR GRAMIN BANK	3701	169	20/02/2026	KAIMUR (BHABUA)	ADHAURA	Lalspur	232	N	N	N	Y	Y	Y	Y	
411	BIHAR GRAMIN BANK	3701	170	21/02/2026	KAIMUR (BHABUA)	BHABUA	Shivrampur	162	Y	Y	Y	N	Y	Y	Y	
412	BIHAR GRAMIN BANK	3701	171	12/02/2026	KAIMUR (BHABUA)	BHAGWANPUR	Manihari	25	N	N	N	N	N	Y	Y	
413	BIHAR GRAMIN BANK	3701	172	13/02/2026	KAIMUR (BHABUA)	CHAINPUR	Marabitya	49	N	Y	N	N	N	Y	Y	
414	BIHAR GRAMIN BANK	3701	173	19/02/2026	KAIMUR (BHABUA)	CHAND	Kesthari	24	N	N	N	N	N	Y	Y	
415	BIHAR GRAMIN BANK	3701	174	19/02/2026	KAIMUR (BHABUA)	DURGAWATI	Redrawer Kalan	30	N	N	N	N	N	Y	Y	
416	BIHAR GRAMIN BANK	3701	175	02/02/2026	KAIMUR (BHABUA)	KUDRA	Biddi	26	N	N	N	N	N	N	Y	Y
417	BIHAR GRAMIN BANK	3701	176	27/02/2026	KAIMUR (BHABUA)	MOHANIA	Khargawan	33	N	N	N	N	N	Y	Y	
418	BIHAR GRAMIN BANK	3701	177	09/02/2026	KAIMUR (BHABUA)	NUADN	Rudrawer Kalan	78	N	N	N	N	N	Y	Y	
419	BIHAR GRAMIN BANK	3701	178	10/02/2026	KAIMUR (BHABUA)	RAMGARH	Dharchali	76	N	N	N	N	N	Y	Y	
420	BIHAR GRAMIN BANK	3701	179	11/02/2026	KAIMUR (BHABUA)	RAMPUR	Goraiapur	91	N	Y	N	N	N	Y	Y	
421	BIHAR GRAMIN BANK	7102	180	12/02/2026	KATI HAR	AMDABAD	MANIHARI	61	Y	Y	N	N	N	Y	Y	
422	BIHAR GRAMIN BANK	7102	181	13/02/2026	KATI HAR	AZAMNAGAR	DANDKHORA	58	N	Y	N	N	N	Y	Y	
423	BIHAR GRAMIN BANK	7102	182	14/02/2026	KATI HAR	BALRAMPUR	CHANDPUR	73	N	N	N	N	N	Y	Y	
424	BIHAR GRAMIN BANK	7102	183	04/02/2026	KATI HAR	BARARI	HAFLAGANJ	55	N	N	N	N	N	Y	Y	
425	BIHAR GRAMIN BANK	7102	184	04/02/2026	KATI HAR	BARSOI	HASANGANJ	52	N	N	N	N	N	Y	Y	
426	BIHAR GRAMIN BANK	7102	185	05/02/2026	KATI HAR	DANDKHORA	KORHA	41	N	N	N	N	N	Y	Y	
427	BIHAR GRAMIN BANK	7102	186	05/02/2026	KATI HAR	FALKA	HAFLAGANJ	48	N	N	N	N	N	Y	Y	
428	BIHAR GRAMIN BANK	7102	187	10/02/2026	KATI HAR	HASANGANJ	MANSARI	50	N	N	N	N	N	Y	Y	
429	BIHAR GRAMIN BANK	7102	188	11/02/2026	KATI HAR	KADWA	MANIHARI	130	N	Y	N	Y	N	Y	Y	
430	BIHAR GRAMIN BANK	7102	189	13/02/2026	KATI HAR	KATI HAR	KATAKOSH	40	N	N	N	N	N	Y	Y	
431	BIHAR GRAMIN BANK	7102	190	13/02/2026	KATI HAR	KORHA	SHARIIFGANJ	60	N	N	N	N	N	Y	Y	
432	BIHAR GRAMIN BANK	7102	191	16/02/2026	KATI HAR	KURSELA	ROSHNA	25	N	N	N	N	N	Y	Y	
433	BIHAR GRAMIN BANK	7102	192	17/02/2026	KATI HAR	MANIHARI	MARWA	52	N	N	N	N	N	Y	Y	
434	BIHAR GRAMIN BANK	7102	193	19/02/2026	KATI HAR	MANSARI	MANSARI	58	N	N	N	N	N	Y	Y	
435	BIHAR GRAMIN BANK	7102	194	19/02/2026	KATI HAR	FRANPUR	SALMARI	42	N	N	N	N	N	Y	Y	
436	BIHAR GRAMIN BANK	7102	195	10/02/2026	KATI HAR	SAMELI	RAUTARA	60	N	Y	N	N	N	Y	Y	
437	BIHAR GRAMIN BANK	8501	196	12/02/2026	KHAGARIA	ALAUJI	Konla	53	N	N	N	N	N	Y	Y	
438	BIHAR GRAMIN BANK	8501	197	17/02/2026	KHAGARIA	BELDAUR	KOTHA	32	N	N	N	N	N	Y	Y	
439	BIHAR GRAMIN BANK	8501	198	19/02/2026	KHAGARIA	CHAUTHAM	JALKAURA	64	N	Y	N	N	N	Y	Y	
440	BIHAR GRAMIN BANK	8501	199	20/02/2026	KHAGARIA	GOGR	MDFRAGHAT	58	N	N	N	N	N	Y	Y	
441	BIHAR GRAMIN BANK	8501	200	21/02/2026	KHAGARIA	KHAGARIA	SHOBHNI	64	N	N	N	N	N	Y	Y	
442	BIHAR GRAMIN BANK	8501	201	24/02/2026	KHAGARIA	MANGI	LAGMA	43	N	N	N	N	N	Y	Y	
443	BIHAR GRAMIN BANK	8501	202	25/02/2026	KHAGARIA	PARBATTA	BOBIL	52	N	N	N	N	N	Y	Y	
444	BIHAR GRAMIN BANK	8302	203	26/02/2026	KISHANGANJ	BAHAJURGANJ	CLF RANIGANJ	52	N	N	N	N	N	Y	Y	
445	BIHAR GRAMIN BANK	8302	204	27/02/2026	KISHANGANJ	DIGHALBANK	CLF CHIRAIYAHAT	67	N	N	N	N	N	Y	Y	
446	BIHAR GRAMIN BANK	8302	205	11/02/2026	KISHANGANJ	KISHANGANJ	TARAUINA BHOJIPUR	50	N	Y	N	Y	N	Y	Y	
447	BIHAR GRAMIN BANK	8302	206	11/02/2026	KISHANGANJ	KOCHADHAMAN	MADANPUR	203	N	Y	N	Y	N	Y	Y	
448	BIHAR GRAMIN BANK	8302	207	11/02/2026	KISHANGANJ	POTHA	ARARIA	246	N	Y	N	Y	N	Y	Y	
449	BIHAR GRAMIN BANK	8302	208	12/02/2026	KISHANGANJ	TERHAGACHH	CHANDERDEI	67	N	Y	N	Y	N	Y	Y	

450	BIHAR GRAMIN BANK	8302	209	12/02/2026	KISHANGANJ	THAKURGANJ	PARWAHA	130	N	Y	N	Y	N	Y	Y
451	BIHAR GRAMIN BANK	3101	210	12/02/2026	LAKHISARAI	BARAHIYA	BAOYASURARI	70	N	Y	N	Y	N	Y	Y
452	BIHAR GRAMIN BANK	3101	211	13/02/2026	LAKHISARAI	CHANNAN	SIRKHINDI	42	N	Y	N	Y	N	Y	Y
453	BIHAR GRAMIN BANK	3101	212	13/02/2026	LAKHISARAI	HALSI	TARHARI	42	N	Y	N	Y	N	Y	Y
454	BIHAR GRAMIN BANK	3101	213	13/02/2026	LAKHISARAI	LAKHISARAI	BAHCHHA	47	N	Y	N	Y	N	Y	Y
455	BIHAR GRAMIN BANK	3101	214	16/02/2026	LAKHISARAI	PIPARIYA	MATASI	167	N	Y	N	Y	N	Y	Y
456	BIHAR GRAMIN BANK	3101	215	16/02/2026	LAKHISARAI	RAMGARH CHOWK	OFFAPUR	41	N	Y	N	Y	N	Y	Y
457	BIHAR GRAMIN BANK	3101	216	16/02/2026	LAKHISARAI	SURAJGARHA	KANDI	167	N	Y	N	Y	N	Y	Y
458	BIHAR GRAMIN BANK	4800	217	17/02/2026	MADHEPURA	ALAMNAGAR	KUMARKHAND	60	N	Y	N	Y	N	Y	Y
459	BIHAR GRAMIN BANK	4800	218	17/02/2026	MADHEPURA	BIHARIGANJ	SIRIPUR	47	N	Y	N	Y	N	Y	Y
460	BIHAR GRAMIN BANK	4800	219	17/02/2026	MADHEPURA	CHAUSA	MURLIGANJ	60	N	Y	N	Y	N	Y	Y
461	BIHAR GRAMIN BANK	4800	220	18/02/2026	MADHEPURA	GAMHARIYA	MOHANPUR	64	N	Y	N	Y	N	Y	Y
462	BIHAR GRAMIN BANK	4800	221	18/02/2026	MADHEPURA	GHELARH	NEMUWA	40	N	Y	N	Y	N	Y	Y
463	BIHAR GRAMIN BANK	4800	222	18/02/2026	MADHEPURA	GWALPARA	CHOUZA	32	N	Y	N	Y	N	Y	Y
464	BIHAR GRAMIN BANK	4800	223	19/02/2026	MADHEPURA	KUMARKHAND	KUMARKHAND	50	N	Y	N	Y	N	Y	Y
465	BIHAR GRAMIN BANK	4800	224	19/02/2026	MADHEPURA	MADHEPURA	SIRIPUR	62	N	Y	N	Y	N	Y	Y
466	BIHAR GRAMIN BANK	4800	225	19/02/2026	MADHEPURA	MURLIGANJ	MURLIGANJ	47	N	Y	N	Y	N	Y	Y
467	BIHAR GRAMIN BANK	4800	226	20/02/2026	MADHEPURA	PURANI	MOHANPUR	59	N	Y	N	Y	N	Y	Y
468	BIHAR GRAMIN BANK	4800	227	20/02/2026	MADHEPURA	SHANKARPUR	NEMUWA	90	N	Y	N	Y	N	Y	Y
469	BIHAR GRAMIN BANK	4800	228	20/02/2026	MADHEPURA	SINGHESHWAR	CHOUZA	34	N	Y	N	Y	N	Y	Y
470	BIHAR GRAMIN BANK	4800	229	21/02/2026	MADHEPURA	UDAKSHINGANJ	KUMARKHAND	45	N	Y	N	Y	N	Y	Y
471	BIHAR GRAMIN BANK	5402	230	21/02/2026	MADHUBANI	ANDHRATHARHI	Murhaddi	82	N	Y	N	Y	N	Y	Y
472	BIHAR GRAMIN BANK	5402	231	21/02/2026	MADHUBANI	BABU BARHI	Jagamathpur	50	N	Y	N	Y	N	Y	Y
473	BIHAR GRAMIN BANK	5402	232	23/02/2026	MADHUBANI	BASOPATTI	Tirhuta	70	N	Y	N	Y	N	Y	Y
474	BIHAR GRAMIN BANK	5402	233	23/02/2026	MADHUBANI	BENIPATTI	Bhupatti	66	N	Y	N	Y	N	Y	Y
475	BIHAR GRAMIN BANK	5402	234	24/02/2026	MADHUBANI	BISFI	Brahmpur Utrl	59	N	Y	N	Y	N	Y	Y
476	BIHAR GRAMIN BANK	5402	235	24/02/2026	MADHUBANI	GHOGHARDIHA	Kevtna	97	N	Y	N	Y	N	Y	Y
477	BIHAR GRAMIN BANK	5402	236	09/02/2026	MADHUBANI	HARLAKHI	Bagha Kushmar	45	N	N	N	N	N	Y	Y
478	BIHAR GRAMIN BANK	5402	237	12/02/2026	MADHUBANI	JAINAGAR	Ekhattha	85	N	Y	N	N	N	Y	Y
479	BIHAR GRAMIN BANK	5402	238	13/02/2026	MADHUBANI	JHANJIHARPUR	Galsain	35	Y	Y	N	N	Y	Y	Y
480	BIHAR GRAMIN BANK	5402	239	16/02/2026	MADHUBANI	KALUJAH	Konar	45	N	N	N	N	N	Y	Y
481	BIHAR GRAMIN BANK	5402	240	17/02/2026	MADHUBANI	KHAJAJULI	Sundar Vrajit	48	N	N	N	N	N	Y	Y
482	BIHAR GRAMIN BANK	5402	241	19/02/2026	MADHUBANI	LADANIA	Bejahi	85	N	N	N	N	N	Y	Y
483	BIHAR GRAMIN BANK	5402	242	26/02/2026	MADHUBANI	LAKHNAUR	Gidhwas	95	Y	Y	N	N	N	Y	Y
484	BIHAR GRAMIN BANK	5402	243	06/02/2026	MADHUBANI	LAUKAHA (KHUTAUNA)	Piprahi	49	Y	N	N	N	N	Y	Y
485	BIHAR GRAMIN BANK	5402	244	13/02/2026	MADHUBANI	LAUKAHI	Kukurdoura	72	N	Y	N	N	N	Y	Y
486	BIHAR GRAMIN BANK	5402	245	13/02/2026	MADHUBANI	MADHEPUR	Mahadeomath	88	N	Y	N	N	N	Y	Y
487	BIHAR GRAMIN BANK	5402	246	16/02/2026	MADHUBANI	RAHIKA	Padma	42	N	N	N	N	N	Y	Y
488	BIHAR GRAMIN BANK	5402	247	17/02/2026	MADHUBANI	MADHWAPUR	Rupauli	52	N	N	N	N	N	Y	Y
489	BIHAR GRAMIN BANK	5402	248	18/02/2026	MADHUBANI	PANDAUL	Kharagpur	53	N	N	N	N	N	Y	Y
490	BIHAR GRAMIN BANK	5402	249	02/02/2026	MADHUBANI	PHULPARAS	Azbahe sidhitazpur	45	N	N	N	N	N	Y	Y
491	BIHAR GRAMIN BANK	5402	250	03/02/2026	MADHUBANI	RAJNAGAR	Barsam	90	N	N	N	N	N	Y	Y
492	BIHAR GRAMIN BANK	7201	251	04/02/2026	MUNGER	ASARGANJ	CHANDANBAG	55	N	N	N	N	N	Y	Y
493	BIHAR GRAMIN BANK	7201	252	05/02/2026	MUNGER	BARHARPUR	KULHARIYA	45	N	N	N	N	N	Y	Y
494	BIHAR GRAMIN BANK	7201	253	06/02/2026	MUNGER	DHARHARA	PURAV SARAI	46	N	N	N	N	N	Y	Y
495	BIHAR GRAMIN BANK	7201	254	07/02/2026	MUNGER	JAMALPUR	DARIYAPUR	52	N	N	N	N	N	Y	Y
496	BIHAR GRAMIN BANK	7201	255	08/02/2026	MUNGER	KHARAGPUR	TIKARAMPUR	50	N	N	N	N	N	Y	Y
497	BIHAR GRAMIN BANK	7201	256	09/02/2026	MUNGER	MUNGER SADAR	JHAHUABAHAR	55	N	N	N	N	N	Y	Y
498	BIHAR GRAMIN BANK	7201	257	10/02/2026	MUNGER	SANGRAMPUR	LOCHI	75	N	N	N	N	N	Y	Y
499	BIHAR GRAMIN BANK	7201	258	11/02/2026	MUNGER	TARAPUR	TIKARAMPUR	55	N	N	N	N	N	Y	Y
500	BIHAR GRAMIN BANK	7201	259	12/02/2026	MUNGER	TETIABAMBAR	KALYANPUR	49	N	N	N	N	N	Y	Y
501	BIHAR GRAMIN BANK	6202	260	13/02/2026	MUZAFFARPUR	AURAI	AAHIYAPUR	32	N	N	N	N	N	Y	Y
502	BIHAR GRAMIN BANK	6202	261	14/02/2026	MUZAFFARPUR	BANDRA	ALI NEORA	30	N	N	N	N	N	Y	Y
503	BIHAR GRAMIN BANK	6202	262	15/02/2026	MUZAFFARPUR	BOCHAHAN	AMAITHA	35	N	N	N	N	N	Y	Y
504	BIHAR GRAMIN BANK	6202	263	16/02/2026	MUZAFFARPUR	GAIGHAT	AURAI	60	N	N	N	N	N	Y	Y
505	BIHAR GRAMIN BANK	6202	264	17/02/2026	MUZAFFARPUR	KANTI	BAGHI	25	N	N	N	N	N	Y	Y
506	BIHAR GRAMIN BANK	6202	265	18/02/2026	MUZAFFARPUR	KATRA	BAIGNA	40	N	N	N	N	N	Y	Y

507	BIHAR GRAMIN BANK	6202	266	19/02/2026	MUZAFFARPUR	KURHANI	BAIRIYA CHOWK	40	N	N	N	N	N	N	Y
508	BIHAR GRAMIN BANK	6202	267	10/02/2026	MUZAFFARPUR	MARIWAN	BAKHARA	38	N	N	N	N	N	N	Y
509	BIHAR GRAMIN BANK	6202	268	11/02/2026	MUZAFFARPUR	MINAPUR	BALJA CHOWK	15	N	N	N	N	N	N	Y
510	BIHAR GRAMIN BANK	6202	269	12/02/2026	MUZAFFARPUR	MOTIPUR	BANDRA	12	N	N	N	N	N	N	Y
511	BIHAR GRAMIN BANK	6202	270	13/02/2026	MUZAFFARPUR	MURAIL	BARHAMPURA	17	N	N	N	N	N	N	Y
512	BIHAR GRAMIN BANK	6202	271	16/02/2026	MUZAFFARPUR	MUSHAHARI	BASRA	22	N	N	N	N	N	N	Y
513	BIHAR GRAMIN BANK	6202	272	17/02/2026	MUZAFFARPUR	PAROG	BERUA	13	N	N	N	N	N	N	Y
514	BIHAR GRAMIN BANK	6202	273	18/02/2026	MUZAFFARPUR	SAHEBGANG	BIRHIMA-BAZAR	19	N	N	N	N	N	N	Y
515	BIHAR GRAMIN BANK	6202	274	19/02/2026	MUZAFFARPUR	SAKRA	BOCHAHA	23	N	N	N	N	N	N	Y
516	BIHAR GRAMIN BANK	6202	275	20/02/2026	MUZAFFARPUR	SARAIYA	CHIHUTA	27	N	N	N	N	N	N	Y
517	BIHAR GRAMIN BANK	5101	276	21/02/2026	NALANDA	ASTHAWAN	KULHARIYA	21	N	N	N	N	N	N	Y
518	BIHAR GRAMIN BANK	5101	277	23/02/2026	NALANDA	BEN	SAKADDI	19	N	N	N	N	N	N	Y
519	BIHAR GRAMIN BANK	5101	278	24/02/2026	NALANDA	BIHARSHARIF	DULARPUR	33	N	N	N	N	N	N	Y
520	BIHAR GRAMIN BANK	5101	279	25/02/2026	NALANDA	BIND	LODIPUR	31	N	N	N	N	N	N	Y
521	BIHAR GRAMIN BANK	5101	280	26/02/2026	NALANDA	CHANDI	KHANGAON	29	N	N	N	N	N	N	Y
522	BIHAR GRAMIN BANK	5101	281	27/02/2026	NALANDA	EKANGARSARAI	AZIMABAD	28	N	N	N	N	N	N	Y
523	BIHAR GRAMIN BANK	5101	282	02/03/2026	NALANDA	GRIAK	SANADIYA	65	N	N	N	N	N	N	Y
524	BIHAR GRAMIN BANK	5101	283	06/03/2026	NALANDA	HARNAUT	SANADIYA	72	N	N	N	N	N	N	Y
525	BIHAR GRAMIN BANK	5101	284	11/03/2026	NALANDA	HILSA	ISADI BAZAR	80	N	N	N	N	N	N	Y
526	BIHAR GRAMIN BANK	5101	285	13/03/2026	NALANDA	ISLAMPUR	PIPRAHIYA	70	N	N	N	N	N	N	Y
527	BIHAR GRAMIN BANK	5101	286	20/03/2026	NALANDA	KARAI PARSURAI	NARAYANPUR	85	N	N	N	N	N	N	Y
528	BIHAR GRAMIN BANK	5101	287	23/03/2026	NALANDA	KATRISARAI	MAHIADON	90	N	N	N	N	N	N	Y
529	BIHAR GRAMIN BANK	5101	288	11/03/2026	NALANDA	NAGAR NAUSA	BACHRI NARAYANPUR	110	N	N	N	N	N	N	Y
530	BIHAR GRAMIN BANK	5101	289	12/03/2026	NALANDA	NOORSARAI	UTTARNAWAM	110	N	Y	N	N	N	N	Y
531	BIHAR GRAMIN BANK	5101	290	13/03/2026	NALANDA	PARBALPUR	PESHOUR	130	N	N	N	N	N	N	Y
532	BIHAR GRAMIN BANK	5101	291	14/03/2026	NALANDA	RAHUI	ITASAN	150	N	N	N	N	N	N	Y
533	BIHAR GRAMIN BANK	5101	292	15/03/2026	NALANDA	RAJGIR	GAIBI	170	N	N	N	N	N	N	Y
534	BIHAR GRAMIN BANK	5101	293	16/03/2026	NALANDA	SARMERA	KAGHI MOHALLA	80	N	N	N	N	N	N	Y
535	BIHAR GRAMIN BANK	5101	294	17/03/2026	NALANDA	SILAO	BIRCHAIT	110	N	N	N	N	N	N	Y
536	BIHAR GRAMIN BANK	5101	295	18/03/2026	NALANDA	THARTHARI	JAMIRA	121	N	N	N	N	N	N	Y
537	BIHAR GRAMIN BANK	5901	296	19/03/2026	NAWADA	AKBARPUR	pachrukhi	122	N	N	N	N	N	N	Y
538	BIHAR GRAMIN BANK	5901	297	20/03/2026	NAWADA	GOBINDPUR	Jhusathi	150	N	N	N	N	N	N	Y
539	BIHAR GRAMIN BANK	5901	298	21/03/2026	NAWADA	HISUA	slswan	180	N	N	N	N	N	N	Y
540	BIHAR GRAMIN BANK	5901	299	22/03/2026	NAWADA	KASHICHAK	warsaliganj	62	N	N	N	N	N	N	Y
541	BIHAR GRAMIN BANK	5901	300	23/03/2026	NAWADA	KAWAKOLE	new area	46	N	N	N	N	N	N	Y
542	BIHAR GRAMIN BANK	5901	301	24/03/2026	NAWADA	MESCAUR	oralna	32	N	N	N	N	N	N	Y
543	BIHAR GRAMIN BANK	5901	302	25/03/2026	NAWADA	NARDIGANI	mahudar	32	N	N	N	N	N	N	Y
544	BIHAR GRAMIN BANK	5901	303	26/03/2026	NAWADA	NARHAT	Oralna	43	N	N	N	N	N	N	Y
545	BIHAR GRAMIN BANK	5901	304	27/03/2026	NAWADA	NAWADA	Bishunpur	31	N	N	N	N	N	N	Y
546	BIHAR GRAMIN BANK	5901	305	28/03/2026	NAWADA	PAXRI BARAWAN	Mangar Bigha	36	N	N	N	N	N	N	Y
547	BIHAR GRAMIN BANK	5901	306	07/03/2026	NAWADA	RAJALI	Jatsari	33	N	N	N	N	Y	N	Y
548	BIHAR GRAMIN BANK	5901	307	07/03/2026	NAWADA	ROH	Patrang	25	N	N	N	N	N	N	Y
549	BIHAR GRAMIN BANK	5901	308	07/03/2026	NAWADA	SIRDALA	Sirdala	28	N	N	N	N	N	N	Y
550	BIHAR GRAMIN BANK	5901	309	07/03/2026	NAWADA	WARISALIGANI	Jharanwa	42	N	N	N	N	N	N	Y
551	BIHAR GRAMIN BANK	6402	310	09/03/2026	PASHCHIM CHAMPARAN	BAGHA-I	CHANPATIA	26	N	N	N	N	N	N	Y
552	BIHAR GRAMIN BANK	6402	311	09/03/2026	PASHCHIM CHAMPARAN	BAGHA-II	JAIKATIA	31	N	N	N	N	N	N	Y
553	BIHAR GRAMIN BANK	6402	312	09/03/2026	PASHCHIM CHAMPARAN	BAIRIA	JAMUNIA	34	N	N	N	N	Y	N	Y
554	BIHAR GRAMIN BANK	6402	313	09/03/2026	PASHCHIM CHAMPARAN	BETTIH	MANWA PARI	52	N	N	N	N	N	N	Y
555	BIHAR GRAMIN BANK	6402	314	10/03/2026	PASHCHIM CHAMPARAN	BHITAHA	ANJUA SUGAULI	26	N	N	N	N	N	N	Y
556	BIHAR GRAMIN BANK	6402	315	10/03/2026	PASHCHIM CHAMPARAN	CHANPATIA	SIKTA	28	N	N	N	N	N	N	Y
557	BIHAR GRAMIN BANK	6402	316	10/03/2026	PASHCHIM CHAMPARAN	GAUNAHA	MACHHARGAWA	31	N	N	N	N	N	N	Y
558	BIHAR GRAMIN BANK	6402	317	11/03/2026	PASHCHIM CHAMPARAN	JOGAPATTI	CHAMAINIA BAZAR	32	N	N	N	N	N	N	Y
559	BIHAR GRAMIN BANK	6402	318	11/03/2026	PASHCHIM CHAMPARAN	LALRIYA	C T REHRA	45	N	N	N	N	Y	N	Y
560	BIHAR GRAMIN BANK	6402	319	11/03/2026	PASHCHIM CHAMPARAN	MADHUBANI	THAKRAHA	25	N	N	N	N	N	N	Y
561	BIHAR GRAMIN BANK	6402	320	12/03/2026	PASHCHIM CHAMPARAN	MAINATAND	CHANPATIA	36	N	N	N	N	N	N	Y
562	BIHAR GRAMIN BANK	6402	321	12/03/2026	PASHCHIM CHAMPARAN	MAJHAULIA	JAIKATIA	41	N	N	N	N	N	N	Y
563	BIHAR GRAMIN BANK	6402	322	12/03/2026	PASHCHIM CHAMPARAN	NARKATIAGANI	JAMUNIA	35	N	N	N	N	N	N	Y

564	BIHAR GRAMIN BANK	6402	323	13/03/2026	PASHCHIM CHAMPARAN	NAUTAN	MANWA PARI	25	N	N	N	N	N	Y	Y
565	BIHAR GRAMIN BANK	6402	324	13/03/2026	PASHCHIM CHAMPARAN	PIPRASI	ANJUA SUGAULI	45	N	N	N	Y	N	Y	Y
566	BIHAR GRAMIN BANK	6402	325	13/03/2026	PASHCHIM CHAMPARAN	RAMNAGAR	SIKTA	32	N	N	N	N	N	Y	Y
567	BIHAR GRAMIN BANK	6402	326	16/03/2026	PASHCHIM CHAMPARAN	SIKTA	MACHHARGAWA	28	N	N	N	N	N	Y	Y
568	BIHAR GRAMIN BANK	6402	327	16/03/2026	PASHCHIM CHAMPARAN	THAKRAHAN	CHAMAINIA BAZAR	29	N	N	N	N	N	Y	Y
569	BIHAR GRAMIN BANK	6001	328	16/03/2026	PATNA	ATHAMALGOLA	Sonama	18	N	N	N	N	N	Y	Y
570	BIHAR GRAMIN BANK	6001	329	17/03/2026	PATNA	BAKHTIARPUR	Ladma	22	N	N	N	N	N	Y	Y
571	BIHAR GRAMIN BANK	6001	330	17/03/2026	PATNA	BARH	Khushrupur	26	N	N	N	Y	N	Y	Y
572	BIHAR GRAMIN BANK	6001	331	17/03/2026	PATNA	BELCHCHI	Mojipur	31	N	N	N	N	N	Y	Y
573	BIHAR GRAMIN BANK	6001	332	17/03/2026	PATNA	BIHTA	Manoharpur	42	N	N	N	N	N	Y	Y
574	BIHAR GRAMIN BANK	8001	333	18/03/2026	PATNA	BIKRAM	Katesar	36	N	N	N	N	N	Y	Y
575	BIHAR GRAMIN BANK	6001	334	18/03/2026	PATNA	DANIYAWAN	Hathlakand	26	N	N	N	N	N	Y	Y
576	BIHAR GRAMIN BANK	6001	335	18/03/2026	PATNA	DHANARUA	Dakwaha Chak	23	N	N	N	N	N	Y	Y
577	BIHAR GRAMIN BANK	6001	336	18/03/2026	PATNA	DINAPUR	RAJIPUR	18	N	N	N	Y	N	Y	Y
578	BIHAR GRAMIN BANK	6001	337	19/03/2026	PATNA	DULHIN BAZAR	KURKURI	22	N	N	N	N	N	Y	Y
579	BIHAR GRAMIN BANK	6001	338	19/03/2026	PATNA	FATUHA	DAHIYA	24	N	N	N	N	N	Y	Y
580	BIHAR GRAMIN BANK	6001	339	19/03/2026	PATNA	GHOSWARI	KHARAT	32	N	N	N	N	N	Y	Y
581	BIHAR GRAMIN BANK	6001	340	20/03/2026	PATNA	KHUSRUPUR	MASAUHRI	28	N	N	N	N	N	Y	Y
582	BIHAR GRAMIN BANK	6001	341	20/03/2026	PATNA	MANER	SAHRI	27	N	N	N	N	N	Y	Y
583	BIHAR GRAMIN BANK	6001	342	20/03/2026	PATNA	MASAUHRI	MARWA	32	N	N	N	Y	N	Y	Y
584	BIHAR GRAMIN BANK	6001	343	23/03/2026	PATNA	MOKAMA	SALIMPUR	35	N	N	N	N	N	Y	Y
585	BIHAR GRAMIN BANK	8001	344	23/03/2026	PATNA	NAUBATPUR	BHAGWABGANJ	26	N	N	N	N	N	Y	Y
586	BIHAR GRAMIN BANK	6001	345	23/03/2026	PATNA	PALIGANI	MECPA	27	N	N	N	N	N	Y	Y
587	BIHAR GRAMIN BANK	8001	346	23/03/2026	PATNA	PANDARAK	DHIWAR	26	N	N	N	N	N	Y	Y
588	BIHAR GRAMIN BANK	6001	347	24/03/2026	PATNA	PATNA SADAR	Sabalpur	22	N	N	N	N	N	Y	Y
589	BIHAR GRAMIN BANK	6001	348	24/03/2026	PATNA	PHULWARI	Mahuli	20	N	N	N	Y	N	Y	Y
590	BIHAR GRAMIN BANK	6001	349	24/03/2026	PATNA	PUNPUN	Gaurichak	36	N	N	N	N	N	Y	Y
591	BIHAR GRAMIN BANK	6001	350	25/03/2026	PATNA	SAMPATCHAK	BHAGWABGANJ	32	N	N	N	N	N	Y	Y
592	BIHAR GRAMIN BANK	5302	351	25/03/2026	PURBI CHAMPARAN	ADAPUR	BAKHARI	24	N	N	N	N	N	Y	Y
593	BIHAR GRAMIN BANK	5302	352	25/03/2026	PURBI CHAMPARAN	ARERAJ	JAIMURTINAGAR	28	N	N	N	N	N	Y	Y
594	BIHAR GRAMIN BANK	5302	353	26/03/2026	PURBI CHAMPARAN	BANARIYA	LAKHAURA	29	N	N	N	N	N	Y	Y
595	BIHAR GRAMIN BANK	5302	354	26/03/2026	PURBI CHAMPARAN	BANKATWA	MACHHARGAWA	33	N	N	N	Y	N	Y	Y
596	BIHAR GRAMIN BANK	5302	355	26/03/2026	PURBI CHAMPARAN	CHAKIA (PIPRA)	CHHAURADANO	31	N	N	N	N	N	Y	Y
597	BIHAR GRAMIN BANK	5302	356	26/03/2026	PURBI CHAMPARAN	CHAWRADANO	NAWADA	25	N	N	N	N	N	Y	Y
598	BIHAR GRAMIN BANK	5302	357	26/03/2026	PURBI CHAMPARAN	CHIRAIYA	PATAHI	22	N	N	N	N	N	Y	Y
599	BIHAR GRAMIN BANK	5302	358	30/03/2026	PURBI CHAMPARAN	DHAKA	NARKATIA	23	N	N	N	N	N	Y	Y
600	BIHAR GRAMIN BANK	5302	359	30/03/2026	PURBI CHAMPARAN	GHORASAHAN	RAGHUNATHPUR BAZAR	32	N	N	N	N	N	Y	Y
601	BIHAR GRAMIN BANK	5302	360	30/03/2026	PURBI CHAMPARAN	HARSIDHI	RAGHUNATHPUR	33	N	N	N	Y	N	Y	Y
602	BIHAR GRAMIN BANK	5302	361	30/03/2026	PURBI CHAMPARAN	KALYANPUR	RAGHUNATHPUR(MIRPUR)	26	N	N	N	N	N	Y	Y
603	BIHAR GRAMIN BANK	5302	362	30/03/2026	PURBI CHAMPARAN	KESARIA	BELA	31	N	N	N	N	N	Y	Y
604	BIHAR GRAMIN BANK	5302	363	02/03/2036	PURBI CHAMPARAN	KOTWA	CHHAURADANO	23	N	N	N	Y	N	Y	Y
605	BIHAR GRAMIN BANK	5302	364	11/03/2036	PURBI CHAMPARAN	MADHUBAN	BAKHARI	35	N	N	N	N	N	Y	Y
606	BIHAR GRAMIN BANK	5302	365	16/03/2036	PURBI CHAMPARAN	MEHSI	JAIMURTINAGAR	28	N	N	N	N	N	Y	Y
607	BIHAR GRAMIN BANK	5302	366	16/03/2036	PURBI CHAMPARAN	MOTIHARI	LAKHAURA	21	N	N	N	N	N	Y	Y
608	BIHAR GRAMIN BANK	5302	367	20/03/2036	PURBI CHAMPARAN	PAHARPUR	MACHHARGAWA	29	N	N	N	N	N	Y	Y
609	BIHAR GRAMIN BANK	5302	368	20/03/2036	PURBI CHAMPARAN	PAKRIDAYAL	CHHAURADANO	33	N	N	N	N	N	Y	Y
610	BIHAR GRAMIN BANK	5302	369	23/03/2036	PURBI CHAMPARAN	PATAHI	NAWADA	26	N	N	N	N	N	Y	Y
611	BIHAR GRAMIN BANK	5302	370	23/03/2026	PURBI CHAMPARAN	PHENHARA	PATAHI	22	N	N	N	N	N	Y	Y
612	BIHAR GRAMIN BANK	5302	371	26/03/2026	PURBI CHAMPARAN	PIPRA KOTHI	NARKATIA	32	N	N	N	N	N	Y	Y
613	BIHAR GRAMIN BANK	5302	372	26/03/2026	PURBI CHAMPARAN	RAMGARHWA	RAGHUNATHPUR BAZAR	29	N	N	N	N	N	Y	Y
614	BIHAR GRAMIN BANK	5302	373	17/03/2026	PURBI CHAMPARAN	RAXAUL	RAGHUNATHPUR	50	N	N	N	N	N	Y	Y
615	BIHAR GRAMIN BANK	5302	374	17/03/2026	PURBI CHAMPARAN	SANGRAMPUR	RAGHUNATHPUR(MIRPUR)	110	N	N	N	N	N	Y	Y
616	BIHAR GRAMIN BANK	5302	375	17/03/2026	PURBI CHAMPARAN	SUGAULI	BELA	80	N	N	N	N	N	Y	Y
617	BIHAR GRAMIN BANK	5302	376	18/03/2026	PURBI CHAMPARAN	TETARIYA	CHHAURADANO	120	N	N	N	N	N	Y	Y
618	BIHAR GRAMIN BANK	5302	377	18/03/2026	PURBI CHAMPARAN	TURKAULIA	BAKHARI	85	N	N	N	N	N	Y	Y
619	BIHAR GRAMIN BANK	5302	378	18/03/2026	PURNIA	AMOUR	JAIMURTINAGAR	80	N	N	N	N	N	Y	Y
620	BIHAR GRAMIN BANK	5302	379	18/03/2026	PURNIA	BAISA	LAKHAURA	215	N	N	N	N	N	Y	Y

621	BIHAR GRAMIN BANK	5302	380	18/03/2026	PURNIA	BAISI	MACHHARGAWA	80	N	N	N	N	N	Y	Y	
622	BIHAR GRAMIN BANK	5302	381	18/03/2026	PURNIA	BANMANKHI	CHHAURADAND	120	N	N	N	N	N	Y	Y	
623	BIHAR GRAMIN BANK	5302	382	19/03/2026	PURNIA	BARHARA	NAWADA	110	N	N	N	N	N	Y	Y	
624	BIHAR GRAMIN BANK	5302	383	19/03/2026	PURNIA	BHAWANIPUR	PATAHI	250	N	N	N	N	N	Y	Y	
625	BIHAR GRAMIN BANK	5302	384	19/03/2026	PURNIA	DAGRAJA	NARKATIA	210	N	N	N	N	N	Y	Y	
626	BIHAR GRAMIN BANK	5302	385	19/03/2026	PURNIA	DHAMDAHA	RAGHUNATHPUR BAZAR	65	N	N	N	N	N	Y	Y	
627	BIHAR GRAMIN BANK	5302	386	19/03/2026	PURNIA	JALALGARH	RAGHUNATHPUR	80	N	N	N	N	N	Y	Y	
628	BIHAR GRAMIN BANK	5302	387	19/03/2026	PURNIA	KASBA	RAGHUNATHPUR(MIRPUR)	75	N	N	N	N	N	Y	Y	
629	BIHAR GRAMIN BANK	5302	388	20/03/2026	PURNIA	KRITYANAND NAGAR	BELA	205	N	N	N	N	N	Y	Y	
630	BIHAR GRAMIN BANK	5302	389	20/03/2026	PURNIA	PURNIA EAST	CHHAURADAND	150	N	N	N	N	N	Y	Y	
631	BIHAR GRAMIN BANK	5302	390	20/03/2026	PURNIA	RUPOULI	NARKATIA	250	N	N	N	N	N	Y	Y	
632	BIHAR GRAMIN BANK	5302	391	20/03/2026	PURNIA	SRINAGAR	RAGHUNATHPUR BAZAR	80	N	N	N	N	N	Y	Y	
633	BIHAR GRAMIN BANK	6701	392	20/03/2026	ROHTAS	AKHORIGOLA	NAD	95	N	N	N	N	N	Y	Y	
634	BIHAR GRAMIN BANK	6701	393	20/03/2026	ROHTAS	BIKRAMGANI	HATHINI	155	N	N	N	N	N	Y	Y	
635	BIHAR GRAMIN BANK	6701	394	23/03/2026	ROHTAS	CHENARI	DHANAW	150	N	N	N	N	N	Y	Y	
636	BIHAR GRAMIN BANK	6701	395	23/03/2026	ROHTAS	DAWATH	NAHAUNA	175	N	N	N	N	N	Y	Y	
637	BIHAR GRAMIN BANK	6701	396	23/03/2026	ROHTAS	DEHRI	BARADHI	150	N	N	N	N	N	Y	Y	
638	BIHAR GRAMIN BANK	6701	397	23/03/2026	ROHTAS	DINARA	ULHO	65	N	N	N	N	N	Y	Y	
639	BIHAR GRAMIN BANK	6701	398	23/03/2026	ROHTAS	KARAKAT	PAKARIA	75	N	N	N	N	N	Y	Y	
640	BIHAR GRAMIN BANK	6701	399	23/03/2026	ROHTAS	KARGAHAR	DEVDIHI	60	N	N	N	N	N	Y	Y	
641	BIHAR GRAMIN BANK	6701	400	24/03/2026	ROHTAS	KOCHAS	BARARHI	105	N	N	N	N	N	Y	Y	
642	BIHAR GRAMIN BANK	6701	401	24/03/2026	ROHTAS	NASRIGANI	ULHO	81	N	N	N	N	N	Y	Y	
643	BIHAR GRAMIN BANK	6701	402	24/03/2026	ROHTAS	NAWHATTA	MOHAMMADPUR	150	N	N	N	N	N	Y	Y	
644	BIHAR GRAMIN BANK	6701	403	24/03/2026	ROHTAS	NDKHA	BARAU KALA	70	N	N	N	N	N	Y	Y	
645	BIHAR GRAMIN BANK	6701	404	24/03/2026	ROHTAS	RAJPUR	KARNHASI	85	N	N	N	N	N	Y	Y	
646	BIHAR GRAMIN BANK	6701	405	24/03/2026	ROHTAS	ROHTAS	ARNG	90	N	N	N	N	N	Y	Y	
647	BIHAR GRAMIN BANK	6701	406	25/03/2026	ROHTAS	SANJHOLI	SIKARIA	125	N	N	N	N	N	Y	Y	
648	BIHAR GRAMIN BANK	6701	407	25/03/2026	ROHTAS	SASARAM	GIDHA	150	N	N	N	N	N	Y	Y	
649	BIHAR GRAMIN BANK	6701	408	25/03/2026	ROHTAS	SHEOSAGAR	MANPUR	110	N	N	N	N	N	Y	Y	
650	BIHAR GRAMIN BANK	6701	409	25/03/2026	ROHTAS	SURAJPURA	Durga Dih	30	N	N	N	N	N	Y	Y	
651	BIHAR GRAMIN BANK	6701	410	25/03/2026	ROHTAS	TILDUTHU	SIKARIA	50	N	N	N	N	N	Y	Y	
652	BIHAR GRAMIN BANK	5212	411	25/03/2026	SAHARSA	BANMA ITAHARI	SIMRI BAKTIYARPUR	80	N	N	N	N	N	Y	Y	
653	BIHAR GRAMIN BANK	5212	412	26/03/2026	SAHARSA	KAHARA	PAHARUR BAZAR	110	N	N	N	N	N	Y	Y	
654	BIHAR GRAMIN BANK	5212	413	26/03/2026	SAHARSA	MAHISHI	SALKHUA BLOCK	115	N	N	N	N	N	Y	Y	
655	BIHAR GRAMIN BANK	5212	414	26/03/2026	SAHARSA	NAUHATTA	AMARPUR	210	N	N	N	N	N	Y	Y	
656	BIHAR GRAMIN BANK	5212	415	26/03/2026	SAHARSA	PATARGHAT	HARIYO	75	N	N	N	N	N	Y	Y	
657	BIHAR GRAMIN BANK	5212	416	26/03/2026	SAHARSA	SALKHUA	SIMRI BAKTIYARPUR	75	N	N	N	N	N	Y	Y	
658	BIHAR GRAMIN BANK	5212	417	26/03/2026	SAHARSA	SATTAR KATTIYA	PAHARUR BAZAR	85	N	N	N	N	N	Y	Y	
659	BIHAR GRAMIN BANK	5212	418	05/03/2026	SAHARSA	SIMRI BAKTIYARPUR	SALKHUA BLOCK	33	N	N	N	N	N	Y	Y	
660	BIHAR GRAMIN BANK	5212	419	06/03/2026	SAHARSA	SONBARSA	AMARPUR	45	N	N	N	N	N	Y	Y	
661	BIHAR GRAMIN BANK	5212	420	07/03/2026	SAHARSA	SOUR BAZAR	HARIYO	29	N	N	N	N	N	Y	Y	
662	BIHAR GRAMIN BANK	3005	421	08/03/2026	SAMASTIPUR	BIBHUTPUR	AANANDPUR	31	N	N	N	N	N	Y	Y	
663	BIHAR GRAMIN BANK	3005	422	09/03/2026	SAMASTIPUR	BITHAN	LAGUNIYA SURAJKANTH	26	N	N	N	N	N	Y	Y	
664	BIHAR GRAMIN BANK	3005	423	10/03/2026	SAMASTIPUR	DALSINGHSARAJ	CHAKSAHO	38	N	N	N	N	N	Y	Y	
665	BIHAR GRAMIN BANK	3005	424	13/03/2026	SAMASTIPUR	HASANPUR	BINDGAMA	27	N	N	N	N	N	Y	Y	
666	BIHAR GRAMIN BANK	3005	425	14/03/2026	SAMASTIPUR	KALYANPUR	HARAIL	35	N	N	N	N	N	Y	Y	
667	BIHAR GRAMIN BANK	3005	426	15/03/2026	SAMASTIPUR	KHANPUR	NANDANI	47	N	N	N	N	N	Y	Y	
668	BIHAR GRAMIN BANK	3005	427	16/03/2026	SAMASTIPUR	MOHANPUR	SARAJRANJAN	41	N	N	N	N	Y	Y	Y	
669	BIHAR GRAMIN BANK	3005	428	17/03/2026	SAMASTIPUR	MOHIUDDINAGAR	JAGDISHPUR TOLA	38	N	N	N	N	N	Y	Y	
670	BIHAR GRAMIN BANK	3005	429	18/03/2026	SAMASTIPUR	MORWA	GHATAHD	45	N	N	N	N	N	Y	Y	
671	BIHAR GRAMIN BANK	3005	430	19/03/2026	SAMASTIPUR	PATOH	HARPUR BHINDI	31	N	N	N	N	N	Y	Y	
672	BIHAR GRAMIN BANK	3005	431	20/03/2026	SAMASTIPUR	PUSA	MORWA	40	N	N	N	Y	N	Y	Y	
673	BIHAR GRAMIN BANK	3005	432	21/03/2026	SAMASTIPUR	ROSERA	SIWAISINGPUR	45	N	N	N	N	N	N	Y	Y
674	BIHAR GRAMIN BANK	3005	433	22/03/2026	SAMASTIPUR	SAMASTIPUR	CHAKRAJALI	42	N	N	N	Y	N	Y	Y	
675	BIHAR GRAMIN BANK	3005	434	23/03/2026	SAMASTIPUR	SARAJRANJAN	HARPUR ALLOTH	51	N	N	N	N	N	Y	Y	
676	BIHAR GRAMIN BANK	3005	435	24/03/2026	SAMASTIPUR	SHIVAJI NAGAR	BAJOPUR	45	N	N	N	N	N	Y	Y	
677	BIHAR GRAMIN BANK	3005	436	25/03/2026	SAMASTIPUR	SINGHIA	DARHIA BELAR	50	N	N	N	N	N	N	Y	Y

678	BIHAR GRAMIN BANK	3005	437	26/03/2026	SAMASTIPUR	TAJAPUR	TAJAPUR	35	N	N	N	Y	N	Y	Y
679	BIHAR GRAMIN BANK	3005	438	19/03/2026	SAMASTIPUR	LIJARPUR	CHAKSAHO	39	N	N	N	N	N	Y	Y
680	BIHAR GRAMIN BANK	3005	439	20/03/2026	SAMASTIPUR	VIDYAPATI NAGAR	CHAK RAJ ALI	47	N	N	N	N	N	Y	Y
681	BIHAR GRAMIN BANK	3005	440	21/03/2026	SAMASTIPUR	WARISNAGAR	BINDGAMA	45	N	N	N	N	N	Y	Y
682	BIHAR GRAMIN BANK	6602	441	22/03/2026	SARAN	AMNDUR	BANIAPUR	44	N	N	N	N	N	Y	Y
683	BIHAR GRAMIN BANK	6602	442	23/03/2026	SARAN	BANIAPUR	SOHAI	46	N	N	N	Y	N	Y	Y
684	BIHAR GRAMIN BANK	6602	443	24/03/2026	SARAN	CHHAPRA	SONHO	44	N	N	N	N	N	Y	Y
685	BIHAR GRAMIN BANK	6602	444	25/03/2026	SARAN	DARIAPUR	BISHANPUR PRATAP	42	N	N	N	N	N	Y	Y
686	BIHAR GRAMIN BANK	6602	445	26/03/2026	SARAN	DIGHWARA	AFAUR	37	N	N	N	N	N	Y	Y
687	BIHAR GRAMIN BANK	6602	446	21/03/2026	SARAN	EKMA	RAMCHAURA	36	N	N	N	N	N	Y	Y
688	BIHAR GRAMIN BANK	6602	447	18/03/2026	SARAN	GARKHA	KHAIRA	40	N	N	N	N	N	Y	Y
689	BIHAR GRAMIN BANK	6602	448	18/03/2026	SARAN	ISUAPUR	INAI	38	N	N	N	N	N	Y	Y
690	BIHAR GRAMIN BANK	6602	449	19/03/2026	SARAN	JALALPUR	NAWADA	51	N	N	N	N	N	Y	Y
691	BIHAR GRAMIN BANK	6602	450	19/03/2026	SARAN	LAHADPUR	DEWARIYA	60	N	N	N	Y	N	Y	Y
692	BIHAR GRAMIN BANK	6602	451	18/03/2026	SARAN	MAKER	KHAIRA	55	N	N	N	N	N	Y	Y
693	BIHAR GRAMIN BANK	6602	452	18/03/2026	SARAN	MANJHI	TAJAPUR	39	N	N	N	N	N	Y	Y
694	BIHAR GRAMIN BANK	6602	453	19/03/2026	SARAN	MARHAURAH	RAMCHAURA	41	N	N	N	N	N	Y	Y
695	BIHAR GRAMIN BANK	6602	454	19/03/2026	SARAN	MASHRAKH	BANIAPUR	50	N	N	N	N	N	Y	Y
696	BIHAR GRAMIN BANK	6602	455	18/03/2026	SARAN	NAGRA	SOHAI	48	N	N	N	Y	N	Y	Y
697	BIHAR GRAMIN BANK	6602	456	18/03/2026	SARAN	PANAPUR	SONHO	65	N	N	N	Y	N	Y	Y
698	BIHAR GRAMIN BANK	6602	457	19/03/2026	SARAN	PARSA	BISHANPUR PRATAP	60	N	N	N	Y	N	Y	Y
699	BIHAR GRAMIN BANK	6602	458	19/03/2026	SARAN	REVELGANI	AFAUR	45	N	N	N	N	N	Y	Y
700	BIHAR GRAMIN BANK	6602	459	23/03/2026	SARAN	SONEPUR	RAMCHAURA	37	N	N	N	Y	N	Y	Y
701	BIHAR GRAMIN BANK	6602	460	24/03/2026	SARAN	TARAIYA	KHAIRA	42	N	N	N	N	N	Y	Y
702	BIHAR GRAMIN BANK	6602	461	24/03/2026	SHEIKHPURA	ARIARI	INAI	55	N	N	N	N	N	Y	Y
703	BIHAR GRAMIN BANK	6602	462	24/03/2026	SHEIKHPURA	BARBIGHA	NAWADA	47	N	N	N	N	N	Y	Y
704	BIHAR GRAMIN BANK	6602	463	24/03/2026	SHEIKHPURA	CHEWARA	DEWARIYA	39	N	N	N	N	N	N	Y
705	BIHAR GRAMIN BANK	6602	464	25/03/2026	SHEIKHPURA	GHATKUSUMBHA	KHAIRA	70	N	N	N	N	N	Y	Y
706	BIHAR GRAMIN BANK	6602	465	25/03/2026	SHEIKHPURA	SHEIKHOPUR SARAI	TAJAPUR	51	N	N	N	N	N	Y	Y
707	BIHAR GRAMIN BANK	6602	466	25/03/2026	SHEIKHPURA	SHEIKHPURA	RAMCHAURA	37	N	N	N	N	N	Y	Y
708	BIHAR GRAMIN BANK	6502	467	26/03/2026	SHEOHAR	DUMARI KATSARI	kusumari	41	N	N	N	Y	N	Y	Y
709	BIHAR GRAMIN BANK	6502	468	26/03/2026	SHEOHAR	PIPRAHI	suglya	55	N	N	N	N	N	Y	Y
710	BIHAR GRAMIN BANK	6502	469	05/03/2026	SHEOHAR	PURNAHIYA	fatehpur	18	N	N	N	N	N	Y	Y
711	BIHAR GRAMIN BANK	6502	470	07/03/2026	SHEOHAR	SHEOHAR	madhopur	15	N	N	N	N	N	N	Y
712	BIHAR GRAMIN BANK	6502	471	09/03/2026	SHEOHAR	TARIYANI	ibrahimpur	12	N	N	N	N	N	N	Y
713	BIHAR GRAMIN BANK	5002	472	11/03/2026	SITAMARHI	BAIRGANIA	Bhadian	17	N	N	N	N	N	Y	Y
714	BIHAR GRAMIN BANK	5002	473	13/03/2026	SITAMARHI	BAJPATTI	Jogbana	22	N	N	N	N	N	Y	Y
715	BIHAR GRAMIN BANK	5002	474	16/03/2026	SITAMARHI	BATHANAHA	Bejpatti	13	N	N	N	N	N	Y	Y
716	BIHAR GRAMIN BANK	5002	475	19/03/2026	SITAMARHI	BELSAND	Bihubhairo	19	N	N	N	N	N	N	Y
717	BIHAR GRAMIN BANK	5002	476	25/03/2026	SITAMARHI	BOKHRA	Minapur Balha	14	N	N	N	N	N	Y	Y
718	BIHAR GRAMIN BANK	5002	477	10/03/2026	SITAMARHI	CHORAJT	korlehiya	69	N	N	N	N	N	Y	Y
719	BIHAR GRAMIN BANK	5002	478	11/03/2026	SITAMARHI	DUMRA	Araris chowk	89	N	N	N	N	N	Y	Y
720	BIHAR GRAMIN BANK	5002	479	12/03/2026	SITAMARHI	MAJORGANI	Naranga	75	N	N	N	N	N	Y	Y
721	BIHAR GRAMIN BANK	5002	480	13/03/2026	SITAMARHI	NANPUR	belsand	78	N	N	N	N	N	Y	Y
722	BIHAR GRAMIN BANK	5002	481	17/03/2026	SITAMARHI	PARIHAR	chandauli	85	N	N	N	N	N	Y	Y
723	BIHAR GRAMIN BANK	5002	482	17/03/2026	SITAMARHI	PARSAUNI	meenapur balha	37	N	N	N	N	N	Y	Y
724	BIHAR GRAMIN BANK	5002	483	25/03/2026	SITAMARHI	PUPRI	Pakri Mathwa	82	N	N	N	N	N	Y	Y
725	BIHAR GRAMIN BANK	5002	484	30/03/2026	SITAMARHI	RIGA	Hardiya	65	N	N	N	N	N	Y	Y
726	BIHAR GRAMIN BANK	5002	485	16/03/2026	SITAMARHI	RUNNISAIDPUR	Sonbarsa	80	N	N	N	N	Y	Y	Y
727	BIHAR GRAMIN BANK	5002	486	17/03/2026	SITAMARHI	SONBARSA	Bhadian	86	N	N	N	N	Y	Y	Y
728	BIHAR GRAMIN BANK	5002	487	18/03/2026	SITAMARHI	SUPPI	Nanpur	66	N	N	N	N	Y	Y	Y
729	BIHAR GRAMIN BANK	5002	488	19/03/2026	SITAMARHI	SURSAND	belsand	170	Y	Y	N	N	Y	Y	Y
730	BIHAR GRAMIN BANK	5204	489	07/03/2026	SIWAN	ANDAR	GUTHNI	32	Y	Y	N	N	Y	Y	Y
731	BIHAR GRAMIN BANK	5204	490	09/03/2026	SIWAN	BARHARIA	TENUA	46	Y	Y	N	N	Y	Y	Y
732	BIHAR GRAMIN BANK	5204	491	11/03/2026	SIWAN	BASANTPUR	FARKUDDINPUR	69	Y	Y	N	N	Y	Y	Y
733	BIHAR GRAMIN BANK	5204	492	13/03/2026	SIWAN	BHAGWANPUR HAT	ANDAR	38	Y	Y	N	N	Y	Y	Y
734	BIHAR GRAMIN BANK	5204	493	20/03/2026	SIWAN	DARALUI	SANJALPUR	41	Y	Y	N	N	Y	Y	Y

735	BIHAR GRAMIN BANK	5204	494	06/01/2026	SIWAN	DARAUNDHA	ZIRADAI	28	N	N	N	N	N	N	Y
736	BIHAR GRAMIN BANK	5204	495	07/01/2026	SIWAN	GORIAKOTHI	GUTHNI	22	N	N	N	N	N	N	Y
737	BIHAR GRAMIN BANK	5204	496	08/01/2026	SIWAN	GUTHANI	TENUA	25	N	N	N	N	N	Y	Y
738	BIHAR GRAMIN BANK	5204	497	09/01/2026	SIWAN	HASAN PURA	FARKUDDINPUR	15	N	N	N	N	N	Y	Y
739	BIHAR GRAMIN BANK	5204	498	10/01/2026	SIWAN	HUSSAINGANJ	ANDAR	22	N	N	N	N	N	Y	Y
740	BIHAR GRAMIN BANK	5204	499	11/01/2026	SIWAN	LAKRI NABIGANJ	SANJALPUR	26	N	N	N	N	N	N	Y
741	BIHAR GRAMIN BANK	5204	500	12/01/2026	SIWAN	MAHARAJGANJ	ZIRADAI	23	N	N	N	N	N	N	Y
742	BIHAR GRAMIN BANK	5204	501	13/01/2026	SIWAN	MAIRWA	ANDAR	24	N	N	N	N	N	N	Y
743	BIHAR GRAMIN BANK	5204	502	14/01/2026	SIWAN	NAUTAN	SANJALPUR	30	N	N	N	N	N	Y	Y
744	BIHAR GRAMIN BANK	5204	503	15/01/2026	SIWAN	PACHRIKHI	ZIRADAI	48	N	N	N	N	N	Y	Y
745	BIHAR GRAMIN BANK	5204	504	16/01/2026	SIWAN	RAGHUNATHPUR	GUTHNI	25	N	N	N	N	N	Y	Y
746	BIHAR GRAMIN BANK	5204	505	17/01/2026	SIWAN	SISWAN	TENUA	37	N	Y	N	N	N	Y	Y
747	BIHAR GRAMIN BANK	5204	506	18/01/2026	SIWAN	SIWAN	FARKUDDINPUR	40	N	Y	N	N	N	N	Y
748	BIHAR GRAMIN BANK	5204	507	19/01/2026	SIWAN	ZIRADEI	ANDAR	42	N	Y	N	N	N	N	Y
749	BIHAR GRAMIN BANK	4805	506	20/01/2026	SUPAUL	BASANTPUR	PATHRAJOLHANIA	36	N	N	N	N	N	Y	Y
750	BIHAR GRAMIN BANK	4805	509	21/01/2026	SUPAUL	CHHATAPUR	GOTH BARUARI	38	N	N	N	N	N	N	Y
751	BIHAR GRAMIN BANK	4805	510	22/01/2026	SUPAUL	KISHANPUR	RAMDATT PATTI	36	N	N	N	N	N	N	Y
752	BIHAR GRAMIN BANK	4805	511	23/01/2026	SUPAUL	MARAUHA	BAIRO	40	N	N	N	N	N	N	Y
753	BIHAR GRAMIN BANK	4805	512	24/01/2026	SUPAUL	NIRMALI	SUKHPUR SOLHANI	38	N	N	N	N	N	N	Y
754	BIHAR GRAMIN BANK	4805	513	25/01/2026	SUPAUL	PIPRA	LOHIYA NAGAR	15	N	N	N	N	N	Y	Y
755	BIHAR GRAMIN BANK	4805	514	26/01/2026	SUPAUL	PRATAPGANJ	GOTH BARUARI	16	N	N	N	N	N	Y	Y
756	BIHAR GRAMIN BANK	4805	515	27/01/2026	SUPAUL	RAGHOPUR	RAMDATT PATTI	28	N	N	N	N	N	Y	Y
757	BIHAR GRAMIN BANK	4805	516	28/01/2026	SUPAUL	SARAIGARH BHAPTIYAHI	BAIRO	500	Y	Y	N	N	Y	Y	Y
758	BIHAR GRAMIN BANK	4805	517	27/01/2026	SUPAUL	SUPAUL	PATHRAJOLHANIA	27	N	N	N	N	N	N	Y
759	BIHAR GRAMIN BANK	4805	518	27/01/2026	SUPAUL	TRIBENIGANJ	GOTH BARUARI	20	N	N	N	N	N	Y	Y
760	BIHAR GRAMIN BANK	8902	519	30/01/2026	VAISHALI	BHAGWANPUR	NARAYANPUR	27	N	N	N	N	N	N	Y
761	BIHAR GRAMIN BANK	8902	520	31/01/2026	VAISHALI	BIDUPUR	KALYANPUR	25	N	N	N	N	N	N	Y
762	BIHAR GRAMIN BANK	8902	521	12/02/2026	VAISHALI	CHEHRAKALA	HUOHUPUR	22	N	N	N	N	N	Y	Y
763	BIHAR GRAMIN BANK	8902	522	12/02/2026	VAISHALI	DESRI	GOBINDPUR	25	N	N	N	N	N	Y	Y
764	BIHAR GRAMIN BANK	8902	523	13/02/2026	VAISHALI	GARAUL	NARHARPUR	55	N	Y	N	N	N	Y	Y
765	BIHAR GRAMIN BANK	8902	524	07/03/2026	VAISHALI	HAIJIPUR	KRISHNAWARA	20	N	N	N	N	N	N	Y
766	BIHAR GRAMIN BANK	8902	525	07/03/2026	VAISHALI	JANDAHA	NARAYANPUR	25	N	N	N	N	N	Y	Y
767	BIHAR GRAMIN BANK	8902	526	06/01/2026	VAISHALI	LALGANJ	KALYANPUR	25	N	N	N	N	N	N	Y
768	BIHAR GRAMIN BANK	8902	527	12/02/2026	VAISHALI	MAHNA	HUOHUPUR	28	N	N	N	N	N	N	Y
769	BIHAR GRAMIN BANK	8902	528	12/02/2026	VAISHALI	MAHUA	GOBINDPUR	31	N	N	N	N	N	N	Y
770	BIHAR GRAMIN BANK	8902	529	13/02/2026	VAISHALI	PATEDHI BELSAR	NARHARPUR	30	N	N	N	N	N	N	Y
771	BIHAR GRAMIN BANK	8902	530	07/03/2026	VAISHALI	PATEPUR	KRISHNAWARA	27	N	N	N	N	N	N	Y
772	BIHAR GRAMIN BANK	8902	531	07/03/2026	VAISHALI	RAGHOPUR	GOBINDPUR	20	N	N	N	N	N	Y	Y
773	BIHAR GRAMIN BANK	8902	532	06/01/2026	VAISHALI	RAJAPAKAR	NARHARPUR	27	N	Y	N	N	N	Y	Y

SLBC BIHAR																
QUARTERLY REPORT ON CONDUCT OF TARGET GROUP SPECIFIC CAMPS BY FLCs - MARCH 2026																
SN	Bank Name	FLC Code	S.No of camp	Date of camp	District Name	Block Name	Village	No of participants	Stakeholders present (Indicate Y/N)							Target Group Addressed: 1. Farmers 2. Small entrepreneurs 3. School students 4. SHGs 5. Senior citizens 6. Others
									LDM Presence	DDM Presence	LOO Presence	Local Govt. Presence	NGO. Presence	BC Presence	Others Presence	
1	STATE BANK OF INDIA	8301	1	21/01/2026	ARARIA	FORBESGANJ	PARBHA	27	N	N	N	N	N	N	Y	1
2	STATE BANK OF INDIA	8301	2	21/01/2026	ARARIA	FORBESGANJ	BHAGKOHALIYA	35	N	N	N	N	N	N	Y	4
3	STATE BANK OF INDIA	8301	3	30/01/2026	ARARIA	FORBESGANJ	KIRKICHIYA	55	N	N	N	N	N	N	Y	1
4	STATE BANK OF INDIA	8301	4	31/01/2026	ARARIA	FORBESGANJ	BHAGKOHALIYA	27	N	N	N	N	N	N	Y	4
5	STATE BANK OF INDIA	8301	5	02/02/2026	ARARIA	RANIGANJ	NAJARAKH	26	N	N	N	N	N	N	Y	1
6	STATE BANK OF INDIA	8301	6	04/02/2026	ARARIA	FORBESGANJ	DUMARIA	30	N	N	N	N	N	N	Y	4
7	STATE BANK OF INDIA	8301	7	05/02/2026	ARARIA	BHARGAMA	SHANKARPUR	27	N	N	N	N	N	N	Y	1
8	STATE BANK OF INDIA	8301	8	09/02/2026	ARARIA	FORBESGANJ	AMAHARA	50	N	N	N	N	N	N	Y	4
9	STATE BANK OF INDIA	8301	9	09/02/2026	ARARIA	FORBESGANJ	GOPALPUR	25	N	N	N	N	N	N	Y	1
10	STATE BANK OF INDIA	8301	10	10/02/2026	ARARIA	BHARGAMA	SHANKARPUR	45	N	N	N	N	N	N	Y	4
11	STATE BANK OF INDIA	8301	11	11/02/2026	ARARIA	FORBESGANJ	BHAGKOHALIYA	33	N	N	N	N	N	N	Y	1
12	STATE BANK OF INDIA	8301	12	21/01/2026	ARARIA	FORBESGANJ	BHAGKOHALIYA	35	N	N	N	N	N	N	Y	4
13	STATE BANK OF INDIA	8301	13	20/02/2026	ARARIA	KURSAKANTA	KALUWAKOAN	36	N	N	N	N	N	N	Y	1
14	STATE BANK OF INDIA	8301	14	11/03/2026	ARARIA	RANIGANJ	KADUA	44	N	N	N	N	N	N	Y	4
15	STATE BANK OF INDIA	8301	15	12/03/2026	ARARIA	RANIGANJ	KADUA	42	N	N	N	N	N	N	Y	1
16	STATE BANK OF INDIA	8301	16	15/03/2026	ARARIA	RANIGANJ	NANDANPUR	36	N	N	N	N	N	N	Y	4
17	STATE BANK OF INDIA	8301	17	16/03/2026	ARARIA	RANIGANJ	KADUA	24	N	N	N	N	N	N	Y	4
18	STATE BANK OF INDIA	8301	18	30/03/2026	ARARIA	RANIGANJ	HANSA	50	N	N	N	N	N	N	Y	1
19	STATE BANK OF INDIA	8301	19	31/03/2026	ARARIA	RANIGANJ	SHANKRUPURA	48	N	N	N	N	N	N	Y	4
20	STATE BANK OF INDIA	06801	20	13/01/2026	MADHEPURA	SINGHESHWAR	RAMPATTI	59	N	N	N	Y	N	N	N	2
21	STATE BANK OF INDIA	06801	21	16/01/2026	MADHEPURA	MADHEPURA	CHANDANPUR	41	N	N	N	Y	N	N	N	1
22	STATE BANK OF INDIA	06801	22	20/01/2026	MADHEPURA	MYRLIGANJ	RAJNI	41	N	N	N	Y	N	N	N	3
23	STATE BANK OF INDIA	06801	23	29/01/2026	MADHEPURA	BIHARIGANJ	BARHYA	40	N	N	N	N	N	Y	N	4
24	STATE BANK OF INDIA	06801	24	30/01/2026	MADHEPURA	MADHEPURA	MAHESUA	45	N	N	N	Y	N	N	N	6
25	STATE BANK OF INDIA	06801	25	05/02/2026	MADHEPURA	SINGHESHWAR	GOURIPUR	23	N	N	N	Y	N	N	N	2
26	STATE BANK OF INDIA	06801	26	09/02/2026	MADHEPURA	MADHEPURA	THANACHOW	26	N	N	N	N	N	Y	N	4
27	STATE BANK OF INDIA	06801	27	10/02/2026	MADHEPURA	SINGHESHWAR	RAMPATTI	64	Y	N	N	Y	N	N	N	6
28	STATE BANK OF INDIA	06801	28	11/02/2026	MADHEPURA	MADHEPURA	BHADAUL	45	Y	N	N	N	N	Y	N	1
29	STATE BANK OF INDIA	06801	29	13/02/2026	MADHEPURA	SHANKARPUR	NISANPU RD	35	N	N	N	N	N	Y	N	5
30	STATE BANK OF INDIA	06801	30	11/03/2026	MADHEPURA	BIHARIGANJ	BIHARIGANJ	85	N	N	N	N	N	Y	N	3
31	STATE BANK OF INDIA	06801	31	19/03/2026	MADHEPURA	UDAKISHUNGANJ	PBHAWAN RD	35	N	N	N	N	N	Y	N	4
32	STATE BANK OF INDIA	06801	32	22/03/2026	MADHEPURA	BIHARIGANJ	HATHIONDHA	26	N	N	N	N	N	Y	N	2
33	STATE BANK OF INDIA	06801	33	25/03/2026	MADHEPURA	SINGHESHWAR	GOHUMANI	40	N	N	N	N	N	Y	N	1
34	STATE BANK OF INDIA	06801	34	26/03/2026	MADHEPURA	MADHEPURA	DUBIYAH	40	N	N	N	N	N	Y	N	6
35	STATE BANK OF INDIA	7901	35	07/01/2026	PURNIA	BANMANKHI	AKHTIARPUR	48	N	N	N	N	N	Y	Y	2
36	STATE BANK OF INDIA	7901	36	08/01/2026	PURNIA	PURNIA EAST	KABAIA	45	N	N	N	N	N	Y	Y	1
37	STATE BANK OF INDIA	7901	37	09/01/2026	PURNIA	BANMANKHI	HARBHANGA	75	Y	N	N	N	N	N	Y	4
38	STATE BANK OF INDIA	7901	38	12/01/2026	PURNIA	KRITYANAND NAGAR	BHAWANIPUR	60	N	N	N	N	N	Y	Y	5
39	STATE BANK OF INDIA	7901	39	20/01/2026	PURNIA	KASBA	SARRA	68	N	N	N	Y	N	Y	Y	3
40	STATE BANK OF INDIA	7901	40	03/02/2026	PURNIA	PURNIA EAST	KABAIA	30	N	Y	N	N	N	Y	Y	1
41	STATE BANK OF INDIA	7901	41	11/02/2026	PURNIA	RUPOULI	BIRAUULI BAZAR	65	N	N	N	N	N	Y	Y	1

42	STATE BANK OF INDIA	7801	43	05/02/2016	PURNIA	BARHARA	BARHARA KOTHI	40	N	N	N	N	Y	N	Y	4
43	STATE BANK OF INDIA	7801	43	09/02/2016	PURNIA	AMOUR	GARGATA	48	Y	N	N	N	N	Y	Y	4
44	STATE BANK OF INDIA	7801	44	10/02/2016	PURNIA	AMOUR	NARENDRA	35	N	N	N	N	N	Y	Y	5
45	STATE BANK OF INDIA	7801	45	12/02/2016	PURNIA	PURNIA EAST	KHOSKIBAG	35	Y	N	N	Y	N	N	Y	2
46	STATE BANK OF INDIA	7801	46	13/02/2016	PURNIA	KRITYANAND NAGAR	KAMAKHYA MANDIR	40	N	N	N	Y	N	N	Y	3
47	STATE BANK OF INDIA	7801	47	07/03/2016	PURNIA	KRITYANAND NAGAR	POTHA RAMPUR	35	N	N	N	N	N	Y	Y	1
48	STATE BANK OF INDIA	7801	48	11/03/2016	PURNIA	BANMANKHI	DHARHARA	38	N	N	N	N	N	Y	Y	5
49	STATE BANK OF INDIA	7801	49	12/03/2016	PURNIA	SRINAGAR	SRINAGAR	50	N	N	N	N	Y	N	Y	4
50	STATE BANK OF INDIA	7801	50	12/03/2016	PURNIA	KASBA	KASBA	38	N	N	N	Y	N	N	Y	3
51	STATE BANK OF INDIA	7801	51	26/03/2016	PURNIA	DAGRAUA	CHAKDAH	60	Y	Y	N	N	N	Y	Y	2
52	STATE BANK OF INDIA	7801	52	30/03/2016	PURNIA	BAISA	RAUTA BAZAR	34	N	N	N	N	N	Y	Y	1
53	STATE BANK OF INDIA	07601	53	08/02/2016	SAHARSA	SATTAR KATTAIYA	PURIKH	39	N	N	N	N	Y	N	N	1
54	STATE BANK OF INDIA	07601	54	15/02/2016	SAHARSA	SATTAR KATTAIYA	BIHRA	42	N	N	N	N	Y	N	N	6
55	STATE BANK OF INDIA	07601	55	16/02/2016	SAHARSA	NAUHATTA	SABTHIHAI	46	N	N	N	N	Y	N	N	4
56	STATE BANK OF INDIA	07601	56	19/02/2016	SAHARSA	NAUHATTA	RAKIYA	50	N	N	N	N	Y	N	N	4
57	STATE BANK OF INDIA	07601	57	20/02/2016	SAHARSA	SATTAR KATTAIYA	PIPRA	47	N	N	N	N	Y	N	N	2
58	STATE BANK OF INDIA	07601	58	22/02/2016	SAHARSA	SATTAR KATTAIYA	PURIKH	35	N	N	N	N	Y	N	N	1
59	STATE BANK OF INDIA	07601	59	08/03/2016	SAHARSA	SATTAR KATTAIYA	PURIKH	40	N	N	N	N	Y	N	N	4
60	STATE BANK OF INDIA	07601	60	07/03/2016	SAHARSA	NAUHATTA	KHOPAITI	46	N	N	N	N	Y	N	N	5
61	STATE BANK OF INDIA	07601	61	08/03/2016	SAHARSA	SATTAR KATTAIYA	CHAURI	38	N	N	N	N	Y	N	N	6
62	STATE BANK OF INDIA	07601	62	10/03/2016	SAHARSA	SATTAR KATTAIYA	GANDAUL	41	N	N	N	N	Y	N	N	2
63	STATE BANK OF INDIA	07601	63	12/03/2016	SAHARSA	SATTAR KATTAIYA	PACHGACHHIYA	48	N	N	N	N	Y	N	N	4
64	STATE BANK OF INDIA	2081	64	13/01/2016	SUPAUL	KISHANPUR	MALARD	46	N	N	N	N	Y	N	N	1
65	STATE BANK OF INDIA	2081	65	15/01/2016	SUPAUL	PIPRA	PHULWARIYA	44	N	N	N	N	Y	N	N	1
66	STATE BANK OF INDIA	2081	66	16/01/2016	SUPAUL	SUPAUL	JOLHANIYA	48	Y	Y	N	N	Y	N	N	4
67	STATE BANK OF INDIA	2081	67	17/01/2016	SUPAUL	TRIBENIGANI	PILUWAHA	54	N	N	N	Y	Y	N	N	2
68	STATE BANK OF INDIA	2081	68	18/01/2016	SUPAUL	SUPAUL	BASBITTI	40	N	N	N	N	Y	N	N	5
69	STATE BANK OF INDIA	2081	69	19/01/2016	SUPAUL	PIPRA	PATHRA	44	N	N	N	N	Y	N	N	4
70	STATE BANK OF INDIA	2081	70	20/02/2016	SUPAUL	SUPAUL	LAUKAHA	39	N	N	N	N	Y	N	N	6
71	STATE BANK OF INDIA	2081	71	04/02/2016	SUPAUL	PIPRA	PATHRA	48	N	N	N	N	Y	N	N	3
72	STATE BANK OF INDIA	2081	72	05/02/2016	SUPAUL	PIPRA	HATWARIYA	45	N	N	N	N	Y	N	N	1
73	STATE BANK OF INDIA	2081	73	06/02/2016	SUPAUL	PIPRA	PATHRA	46	N	N	N	N	Y	N	N	2
74	STATE BANK OF INDIA	2081	74	09/02/2016	SUPAUL	KISHANPUR	MADHURA	40	N	N	N	N	Y	N	N	4
75	STATE BANK OF INDIA	2081	75	10/02/2016	SUPAUL	SUPAUL	BAGRIH	47	N	N	N	N	Y	N	N	4
76	STATE BANK OF INDIA	2081	76	13/03/2016	SUPAUL	PIPRA	HATWARIYA	44	N	N	N	N	Y	N	N	4
77	STATE BANK OF INDIA	2081	77	17/03/2016	SUPAUL	KISHANPUR	SUKHASHAN	45	N	N	N	N	Y	N	N	5
78	STATE BANK OF INDIA	2081	78	20/03/2016	SUPAUL	SUPAUL	EKMA	39	N	N	N	N	Y	N	N	6
79	STATE BANK OF INDIA	2081	79	22/03/2016	SUPAUL	SUPAUL	PATHRAJOLHANIYA	47	N	N	N	N	Y	N	N	3
80	STATE BANK OF INDIA	2081	80	23/03/2016	SUPAUL	SUPAUL	BAGRIH	48	N	N	N	N	Y	N	N	1
81	STATE BANK OF INDIA	2081	81	24/03/2016	SUPAUL	PIPRA	NIRMALI	49	N	N	N	N	Y	N	N	1
82	STATE BANK OF INDIA	4701	82	12/02/2016	JAMUI	LAXMIPUR	NAWADA	92	Y	N	N	Y	N	N	N	6
83	STATE BANK OF INDIA	4901	83	11/02/2016	KISHANGANI	POTHIA	POTHIA	33	Y	N	N	N	N	N	N	6
84	BANK OF BARODA	12208	1	23/03/2016	SITAMARHI	BAIRGANIA	PATAHI	23	Y	Y	N	Y	Y	Y	Y	4
85	BANK OF BARODA	6502	1	03/10/2015	MADHEPURA	PIPRAHI	KUANWA	21	N	N	N	N	N	N	Y	4
86	BANK OF BARODA	6502	1	01/07/2015	MADHEPURA	SHEOHAR	BSVS SHEOHAR	29	N	N	N	N	N	N	Y	2
87	BANK OF BARODA	6502	1	05/01/2016	MADHEPURA	SHEOHAR	BSVS SHEOHAR	26	N	N	N	N	N	N	Y	2
88	BANK OF BARODA	6502	2	06/01/2016	MADHEPURA	SHEOHAR	BSVS SHEOHAR	13	N	N	N	N	N	N	Y	2
89	BANK OF BARODA	6502	2	02/07/2015	MADHEPURA	PIPRAHI	HARPUR	12	N	N	N	N	N	N	Y	4
90	BANK OF BARODA	12208	2	10/02/2016	SITAMARHI	BAIRGANIA	MADHU CHAPRA	26	Y	N	N	N	Y	Y	Y	1
91	BANK OF BARODA	6502	2	06/10/2015	MADHEPURA	TARAYANI	CHHATAUNI	30	N	N	N	N	N	N	Y	3
92	BANK OF BARODA	6502	3	07/10/2015	MADHEPURA	SHEOHAR	REJMA	18	N	N	N	N	N	N	Y	3

93	BANK OF BARODA	6502	3	07/01/2026	MADHEPURA	TARIYANI	HARNAHI	14	N	N	N	N	N	N	N	Y	4
94	BANK OF BARODA	12208	3	17/02/2016	SITAMARHI	BAJPATTI	BELAHIYA	25	N	Y	N	Y	N	Y	Y	Y	3
95	BANK OF BARODA	6502	3	03/07/2025	MADHEPURA	PIPRAHI	DHANKAUL	12	N	N	N	N	N	N	N	Y	4
96	BANK OF BARODA	6502	4	04/07/2025	MADHEPURA	PIPRAHI	MINAPUR BALHA	13	N	N	N	N	N	N	N	Y	3
97	BANK OF BARODA	6502	4	08/01/2026	MADHEPURA	SHEOHAR	CHAMANPUR	9	N	N	N	N	N	N	Y	Y	1
98	BANK OF BARODA	12208	4	23/01/2016	SITAMARHI	BAJPATTI	BASANPUR	23	Y	N	N	N	N	N	Y	Y	4
99	BANK OF BARODA	6502	4	08/10/2025	MADHEPURA	SHEOHAR	BSVS SHEOHAR	28	N	N	N	N	N	N	N	Y	2
100	BANK OF BARODA	12208	5	05/03/2016	SITAMARHI	BATHANAKHA	MAJHAURA	31	Y	Y	Y	Y	Y	Y	Y	Y	4
101	BANK OF BARODA	6502	5	12/01/2026	MADHEPURA	SHEOHAR	MATHURAPUR KAHTARWA	15	Y	N	N	N	N	N	Y	Y	1
102	BANK OF BARODA	6502	5	09/10/2025	MADHEPURA	PIPRAHI	KUANWA	35	N	N	N	N	N	N	N	Y	4
103	BANK OF BARODA	6502	6	13/10/2025	MADHEPURA	PIPRAHI	NARAINPUR	16	N	N	N	N	N	N	N	Y	1
104	BANK OF BARODA	6502	6	13/01/2026	MADHEPURA	SHEOHAR	BSVS SHEOHAR	20	N	N	N	N	N	N	N	Y	2
105	BANK OF BARODA	6502	6	09/07/2025	MADHEPURA	SHEOHAR	KATSARI	10	N	N	N	N	N	N	N	Y	3
106	BANK OF BARODA	12208	6	18/02/2016	SITAMARHI	BATHANAKHA	GHOGRHAHA	30	Y	Y	N	Y	Y	Y	Y	Y	2
107	BANK OF BARODA	12208	7	16/03/2016	SITAMARHI	BELSAND	PACHNAUR	26	N	Y	Y	N	N	N	Y	Y	4
108	BANK OF BARODA	6502	7	10/07/2025	MADHEPURA	SHEOHAR	KAHTATWA	13	N	N	N	N	N	N	N	Y	3
109	BANK OF BARODA	6502	7	14/01/2026	MADHEPURA	SHEOHAR	SUGIYA KATSARI	13	N	N	N	N	N	N	N	Y	3
110	BANK OF BARODA	6502	7	18/10/2025	MADHEPURA	PIPRAHI	MINAPUR BALHA	18	N	N	N	N	N	N	Y	Y	1
111	BANK OF BARODA	6502	8	17/10/2025	MADHEPURA	PIPRAHI	KUANWA	31	N	N	N	N	N	N	N	Y	4
112	BANK OF BARODA	6502	8	15/01/2026	MADHEPURA	SHEOHAR	TAJPLUR	12	N	N	N	N	N	N	N	Y	3
113	BANK OF BARODA	6502	8	11/07/2025	MADHEPURA	SHEOHAR	FATEHPUR	18	N	N	N	N	N	N	N	Y	3
114	BANK OF BARODA	12208	8	02/03/2016	SITAMARHI	BELSAND	BHATAULIA	32	Y	N	Y	Y	Y	Y	Y	Y	4
115	BANK OF BARODA	12208	9	27/01/2016	SITAMARHI	BOKHRA	BHAUR GADH	23	Y	Y	N	Y	Y	Y	Y	Y	2
116	BANK OF BARODA	6502	9	21/07/2025	MADHEPURA	SHEOHAR	BHALUAI	11	N	N	N	N	N	N	Y	Y	1
117	BANK OF BARODA	6502	9	16/01/2016	MADHEPURA	SHEOHAR	DAUD CHHAPRA	12	N	N	N	N	N	N	N	Y	3
118	BANK OF BARODA	6502	9	18/10/2025	MADHEPURA	PURNAHIYA	PAKARI	17	N	N	N	N	N	N	Y	Y	4
119	BANK OF BARODA	6502	10	17/01/2026	MADHEPURA	PIPRAHI	DEOKULI DHARAMPUR	13	N	N	N	N	N	N	N	Y	3
120	BANK OF BARODA	6502	10	21/10/2025	MADHEPURA	PIPRAHI	DHANKAUL	17	N	N	N	N	N	N	N	Y	4
121	BANK OF BARODA	6502	10	25/07/2025	MADHEPURA	SHEOHAR	BSVS SHEOHAR	23	N	N	N	N	N	N	N	Y	2
122	BANK OF BARODA	12208	10	06/09/2016	SITAMARHI	CHORAUT	MOSIDHA	28	Y	Y	Y	Y	N	Y	Y	Y	1
123	BANK OF BARODA	12208	11	21/01/2016	SITAMARHI	CHORAUT	BHANTA BARI	32	N	N	Y	N	Y	Y	Y	Y	4
124	BANK OF BARODA	6502	11	22/10/2025	MADHEPURA	TARIYANI	SUMAHUTI	16	N	N	N	N	N	N	N	Y	1
125	BANK OF BARODA	6502	11	29/07/2025	MADHEPURA	SHEOHAR	MAHUARIA	21	N	N	N	N	N	N	N	Y	3
126	BANK OF BARODA	6502	11	20/01/2026	MADHEPURA	SHEOHAR	PARDSEHIYA	28	N	N	N	N	N	N	N	Y	3
127	BANK OF BARODA	6502	12	20/01/2026	MADHEPURA	SHEOHAR	SUGIYA KATSARI	11	N	N	N	N	N	N	Y	Y	3
128	BANK OF BARODA	6502	12	04/08/2025	MADHEPURA	PIPRAHI	HARKARWA	8	N	N	N	N	N	N	N	Y	4
129	BANK OF BARODA	12208	12	12/03/2016	SITAMARHI	DUMRA	KUMHARA BISHANPUR	21	Y	N	N	N	Y	Y	Y	Y	5
130	BANK OF BARODA	12208	13	07/02/2016	SITAMARHI	DUMRA	MATHAURA	23	N	Y	N	Y	N	Y	Y	Y	4
131	BANK OF BARODA	6502	13	04/11/2025	MADHEPURA	PURNAHIYA	BASANT JAGIVAN	23	N	N	N	N	N	N	N	Y	3
132	BANK OF BARODA	6502	13	27/01/2026	MADHEPURA	SHEOHAR	DHARAMPUR	27	N	N	N	N	N	N	N	Y	1
133	BANK OF BARODA	6502	14	06/08/2025	MADHEPURA	SHEOHAR	MALIPOKHARBINDA	13	N	N	N	N	N	N	N	Y	3
134	BANK OF BARODA	6502	14	05/11/2025	MADHEPURA	PURNAHIYA	ASHOGI	14	N	N	N	N	N	N	N	Y	3
135	BANK OF BARODA	6502	14	28/01/2026	MADHEPURA	PURNAHIYA	BASANT JAGIVAN	29	N	N	N	N	N	N	N	Y	3
136	BANK OF BARODA	12208	14	19/01/2016	SITAMARHI	MAJORGANJ	BHALOHYA	23	Y	N	Y	Y	N	Y	Y	Y	4
137	BANK OF BARODA	12208	15	09/03/2016	SITAMARHI	NANPLUR	DADRI	23	Y	N	N	N	Y	Y	Y	Y	4
138	BANK OF BARODA	6502	15	06/11/2025	MADHEPURA	PURNAHIYA	BASANTPATTI	15	N	N	N	N	N	N	Y	Y	1
139	BANK OF BARODA	6502	15	07/08/2025	MADHEPURA	SHEOHAR	DAUD CHHAPRA	13	N	N	N	N	N	N	N	Y	3
140	BANK OF BARODA	6502	16	02/02/2016	MADHEPURA	PURNAHIYA	CHANDANDIH	10	N	N	N	N	N	N	Y	Y	1
141	BANK OF BARODA	6502	16	08/08/2025	MADHEPURA	PIPRAHI	RATANPUR	14	N	N	N	N	N	N	N	Y	4
142	BANK OF BARODA	12208	16	30/03/2016	SITAMARHI	PARIHAR	LAUHARIA	22	Y	Y	N	Y	N	Y	Y	Y	2
143	BANK OF BARODA	6502	16	07/11/2025	MADHEPURA	SHEOHAR	BSVS SHEOHAR	26	N	N	N	N	N	N	N	Y	2

144	BANK OF BARODA	6502	17	10/11/2025	MADHEPURA	TARIYANI	HIRAUTA	20	Y	N	N	N	N	N	N	Y	3
145	BANK OF BARODA	12208	17	11/02/2016	SITAMARHI	PARIHAR	BABURBAN	18	N	N	N	N	Y	Y	Y	Y	1
146	BANK OF BARODA	6502	17	03/02/2016	MADHEPURA	DUMARI KATSARI	FULKAHAN	11	N	N	N	N	N	N	Y	Y	1
147	BANK OF BARODA	6502	17	12/08/2025	MADHEPURA	SHEOHAR	BHALUJAH	17	N	N	N	N	N	N	Y	Y	1
148	BANK OF BARODA	6502	18	07/02/2016	MADHEPURA	PIPRAHI	DHARAMPUR	13	N	N	N	N	N	N	N	Y	3
149	BANK OF BARODA	12208	18	05/02/2016	SITAMARHI	PARSAJUNI	SARKHAULI	21	N	Y	N	N	N	N	Y	Y	2
150	BANK OF BARODA	6502	18	12/11/2025	MADHEPURA	TARIYANI	DUMMA	21	Y	N	N	N	N	N	N	Y	3
151	BANK OF BARODA	6502	18	13/08/2025	MADHEPURA	PURNAHIYA	BASANTPATTI	12	N	N	N	N	N	N	N	Y	4
152	BANK OF BARODA	6502	19	13/11/2025	MADHEPURA	TARIYANI	HIRAMA	18	Y	N	N	N	N	N	N	Y	3
153	BANK OF BARODA	6502	19	05/02/2016	MADHEPURA	TARIYANI	ATHKONI	12	N	N	N	N	N	N	Y	Y	3
154	BANK OF BARODA	12208	19	14/01/2016	SITAMARHI	PARSAUNI	HIRA KANHAULI	23	Y	N	N	N	N	N	Y	Y	1
155	BANK OF BARODA	6502	19	18/08/2025	MADHEPURA	SHEOHAR	MALIPOKHARBINDA	12	N	N	N	N	N	N	N	Y	4
156	BANK OF BARODA	6502	20	25/07/2025	MADHEPURA	SHEOHAR	BSVS SHEOHAR	25	N	N	N	N	N	N	N	Y	2
157	BANK OF BARODA	12208	20	26/03/2016	SITAMARHI	PUPRI	GANGTI	18	Y	N	N	N	Y	Y	Y	Y	4
158	BANK OF BARODA	6502	20	06/02/2016	MADHEPURA	TARIYANI	SONBARSA	19	N	N	N	N	N	N	N	Y	3
159	BANK OF BARODA	6502	20	14/11/2025	MADHEPURA	TARIYANI	DHOBABI	19	Y	N	N	N	N	N	N	Y	3
160	BANK OF BARODA	6502	21	13/11/2025	MADHEPURA	TARIYANI	HIRAMA	17	N	N	N	N	N	N	N	Y	3
161	BANK OF BARODA	6502	21	07/02/2016	MADHEPURA	TARIYANI	AURA	21	N	N	N	N	N	N	N	Y	3
162	BANK OF BARODA	12208	21	20/01/2016	SITAMARHI	PUPRI	BEDDUL URF BANAUULI	23	N	Y	N	N	N	N	Y	Y	4
163	BANK OF BARODA	6502	21	21/08/2025	MADHEPURA	PIPRAHI	KAMRAULI	8	N	N	N	N	N	N	N	Y	4
164	BANK OF BARODA	6502	22	28/08/2015	MADHEPURA	SHEOHAR	KHAIRWA DARP	11	N	N	N	N	N	N	N	Y	3
165	BANK OF BARODA	12208	22	13/03/2016	SITAMARHI	RIGA	ANHARI	20	N	N	N	N	Y	Y	Y	Y	4
166	BANK OF BARODA	6502	22	17/11/2015	MADHEPURA	SHEOHAR	MATHURAPUR	13	N	N	N	N	N	N	N	Y	3
167	BANK OF BARODA	12208	23	28/01/2016	SITAMARHI	RIGA	BASANTPUR	18	Y	Y	N	N	N	N	Y	Y	1
168	BANK OF BARODA	6502	23	29/08/2015	MADHEPURA	SHEOHAR	BSVS SHEOHAR	26	N	N	N	N	N	N	N	Y	2
169	BANK OF BARODA	6502	23	17/11/2025	MADHEPURA	DUMARI KATSARI	DUMARI	50	N	N	N	N	N	N	N	Y	3
170	BANK OF BARODA	6502	24	30/08/2025	MADHEPURA	PIPRAHI	DHARAMPUR	18	N	N	N	N	N	N	N	Y	3
171	BANK OF BARODA	6502	24	21/11/2025	MADHEPURA	PIPRAHI	NARAINPUR	20	N	N	N	N	N	N	N	Y	1
172	BANK OF BARODA	12208	24	24/03/2016	SITAMARHI	RUNNISAIDPUR	RUNNISAIDPUR	23	Y	Y	N	N	N	N	Y	Y	4
173	BANK OF BARODA	12208	25	11/03/2016	SITAMARHI	RUNNISAIDPUR	KAURIA	20	N	N	N	N	Y	Y	Y	Y	4
174	BANK OF BARODA	6502	25	12/02/2016	MADHEPURA	TARIYANI	SALEMPUR	10	N	N	N	N	N	N	N	Y	1
175	BANK OF BARODA	6502	25	21/11/2025	MADHEPURA	PIPRAHI	DHANKAUL	21	N	N	N	N	N	N	N	Y	4
176	BANK OF BARODA	6502	25	01/09/2025	MADHEPURA	DUMARI KATSARI	DUMARI	18	N	N	N	N	N	N	N	Y	3
177	BANK OF BARODA	6502	26	02/09/2025	MADHEPURA	PIPRAHI	HARKARWA	20	N	N	N	N	N	N	N	Y	3
178	BANK OF BARODA	6502	26	13/02/2016	MADHEPURA	TARIYANI	BINDI BISHUNPUR	12	N	N	N	N	N	N	Y	Y	1
179	BANK OF BARODA	6502	26	24/11/2015	MADHEPURA	SHEOHAR	KHAIRWA DARP	18	N	N	N	N	N	N	N	Y	3
180	BANK OF BARODA	12208	26	09/03/2016	SITAMARHI	SONBARSA	RAJWARA	18	N	Y	Y	N	N	N	Y	Y	4
181	BANK OF BARODA	12208	27	12/02/2016	SITAMARHI	SONBARSA	BANDARJHULA	23	Y	Y	N	N	N	Y	Y	Y	4
182	BANK OF BARODA	6502	27	25/11/2025	MADHEPURA	TARIYANI	TARIYANI CHHAPRA	23	N	N	N	N	N	N	N	Y	3
183	BANK OF BARODA	6502	27	13/02/2016	MADHEPURA	TARIYANI	FATAHPUR	25	N	N	N	N	N	N	N	Y	3
184	BANK OF BARODA	6502	27	04/09/2025	MADHEPURA	SHEOHAR	BSVS SHEOHAR	28	N	N	N	N	N	N	N	Y	2
185	BANK OF BARODA	6502	28	05/09/2025	MADHEPURA	PIPRAHI	MINAPUR BALHA	23	N	N	N	N	N	N	N	Y	4
186	BANK OF BARODA	6502	28	05/09/2025	MADHEPURA	PIPRAHI	MINAPUR BALHA	23	N	N	N	N	N	N	N	Y	4
187	BANK OF BARODA	6502	28	16/02/2016	MADHEPURA	TARIYANI	MATHURAPUR KAHTARWA	25	N	N	N	N	N	N	Y	Y	3
188	BANK OF BARODA	6502	28	06/12/2025	MADHEPURA	SHEOHAR	KHAIRWA DARP	18	N	N	N	N	N	N	N	Y	3
189	BANK OF BARODA	12208	28	13/02/2016	SITAMARHI	SUPPI	SASAULA	22	N	Y	Y	Y	Y	Y	Y	Y	4
190	BANK OF BARODA	12208	29	07/01/2016	SITAMARHI	SUPPI	KOTHIA	23	Y	Y	N	Y	Y	Y	Y	Y	4
191	BANK OF BARODA	6502	29	08/12/2015	MADHEPURA	TARIYANI	KHURPATTI	20	N	N	N	N	N	N	N	Y	3
192	BANK OF BARODA	6502	29	17/02/2016	MADHEPURA	DUMARI KATSARI	DUMARI	29	N	N	N	N	N	N	N	Y	3
193	BANK OF BARODA	6502	29	11/09/2015	MADHEPURA	PIPRAHI	KUANWA	28	N	N	N	N	N	N	N	Y	4
194	BANK OF BARODA	6502	30	15/09/2025	MADHEPURA	PIPRAHI	DHANKAUL	17	N	N	N	N	N	N	N	Y	2

195	BANK OF BARODA	6502	30	18/02/2026	MADHEPURA	SHEOHAR	KANJANI	12	N	N	N	N	N	Y	Y	1
196	BANK OF BARODA	6502	30	09/12/2025	MADHEPURA	TARIYANI	TARIYANI CHHAPRA	31	N	N	N	N	N	N	Y	3
197	BANK OF BARODA	12208	30	17/01/2026	SITAMARHI	SURSAND	MALAH	19	N	Y	Y	N	N	Y	Y	1
198	BANK OF BARODA	12208	31	15/01/2026	SITAMARHI	SURSAND	BANALI	23	Y	Y	N	Y	Y	Y	Y	4
199	BANK OF BARODA	6502	31	10/12/2025	MADHEPURA	SHEOHAR	BASAHYA RAM	18	N	N	N	N	N	N	Y	2
200	BANK OF BARODA	6502	31	16/09/2025	MADHEPURA	SHEOHAR	MOHARI	16	N	N	N	N	N	N	Y	4
201	BANK OF BARODA	6502	31	18/02/2026	MADHEPURA	DUMARI KATSARI	JHITKANHI	18	N	N	N	N	N	N	Y	3
202	BANK OF BARODA	6502	32	17/09/2025	MADHEPURA	SHEOHAR	HARPUR	18	N	N	N	N	N	N	Y	4
203	BANK OF BARODA	6502	32	20/02/2026	MADHEPURA	SHEOHAR	BSVS SHEOHAR	27	N	N	N	N	N	N	Y	2
204	BANK OF BARODA	6502	32	11/12/2025	MADHEPURA	SHEOHAR	BSVS SHEOHAR	20	N	N	N	N	N	N	Y	2
205	BANK OF BARODA	6502	33	12/12/2025	MADHEPURA	SHEOHAR	BSVS SHEOHAR	12	N	N	N	N	N	N	Y	2
206	BANK OF BARODA	6502	33	18/09/2025	MADHEPURA	SHEOHAR	MINAPUR BALHA	24	N	N	N	N	N	N	Y	1
207	BANK OF BARODA	6502	34	02/02/2026	MADHEPURA	SHEOHAR	DAUD CHAPRA	13	N	N	N	N	N	Y	Y	4
208	BANK OF BARODA	6502	34	19/09/2025	MADHEPURA	PIPRAHI	DHANKAUL	26	N	N	N	N	N	N	Y	2
209	BANK OF BARODA	6502	34	15/12/2025	MADHEPURA	PIPRAHI	HARKARWA	17	N	N	N	N	N	N	Y	3
210	BANK OF BARODA	6502	35	08/03/2026	MADHEPURA	SHEOHAR	JAFARPUR	36	N	N	N	N	N	Y	Y	3
211	BANK OF BARODA	6502	35	17/12/2025	MADHEPURA	SHEOHAR	DHARAMPUR	25	N	N	N	N	N	N	Y	3
212	BANK OF BARODA	6502	35	20/09/2025	MADHEPURA	TARIYANI	KHURPATTI	31	N	N	N	N	N	N	Y	3
213	BANK OF BARODA	6502	36	07/03/2026	MADHEPURA	SHEOHAR	MADHOPUR ANANAT	20	N	N	N	N	N	Y	Y	3
214	BANK OF BARODA	6502	36	25/09/2025	MADHEPURA	SHEOHAR	KUSHAR	29	Y	N	N	N	N	N	Y	3
215	BANK OF BARODA	6502	36	18/12/2025	MADHEPURA	DUMARI KATSARI	DUMARI	17	N	N	N	N	N	N	Y	3
216	BANK OF BARODA	6502	37	26/09/2025	MADHEPURA	TARIYANI	SURGAHI	18	N	N	N	N	N	N	Y	3
217	BANK OF BARODA	6502	37	19/12/2025	MADHEPURA	SHEOHAR	SHEOHAR WARD NO-15	13	N	N	N	N	N	N	Y	4
218	BANK OF BARODA	6502	38	20/12/2025	MADHEPURA	SHEOHAR	SHAHPUR	18	N	N	N	N	N	N	Y	4
219	BANK OF BARODA	6502	38	29/09/2025	MADHEPURA	TARIYANI	HARNAHI	15	N	N	N	N	N	N	Y	3
220	BANK OF BARODA	6502	39	22/12/2025	MADHEPURA	SHEOHAR	JAFARPUR	21	N	N	N	N	N	N	Y	4
221	BANK OF BARODA	6502	39	11/03/2026	MADHEPURA	SHEOHAR	CHIKNAUTA	20	N	N	N	N	N	Y	Y	3
222	BANK OF BARODA	6502	40	12/09/2026	MADHEPURA	DUMARI KATSARI	DUMRI KATSARI	14	N	N	N	N	N	N	Y	1
223	BANK OF BARODA	6502	41	13/03/2026	MADHEPURA	DUMARI KATSARI	NAYAGAWN	23	N	N	N	N	N	Y	Y	3
224	BANK OF BARODA	6502	42	16/09/2026	MADHEPURA	DUMARI KATSARI	JAHANGIR PUR	23	N	N	N	N	N	Y	Y	3
225	BANK OF BARODA	6502	43	17/03/2026	MADHEPURA	SHEOHAR	BSVS SHEOHAR FLCRP	26	N	N	N	N	N	N	Y	2
226	BANK OF BARODA	6502	44	18/09/2026	MADHEPURA	SHEOHAR	BSVS SHEOHAR FLCRP	18	N	N	N	N	N	N	Y	2
227	BANK OF BARODA	6502	45	19/09/2026	MADHEPURA	PIPRAHI	HARKARWA	32	N	N	N	N	N	N	Y	3
228	CANARA BANK	7901	0	05/01/2026	SHEIKHPURA	ARIARI		0	N	N	N				N	
229	CANARA BANK	7901	1	05/01/2026	SHEIKHPURA	BARBIGHA	MURARPUR	47	N	N	N	N	N	N	Y	0
230	CANARA BANK	7901	1	11/02/2026	SHEIKHPURA	CHEWARA	MANINDA	75	Y	N	N	N	N	N	Y	4
231	CANARA BANK	7901	1	02/01/2026	SHEIKHPURA	GHATKUSUMBHA	GAGOUR	21	N	N	N	N	N	N	Y	5
232	CANARA BANK	7901	1	21/01/2026	SHEIKHPURA	SHEIKHOPUR SARAI	ONMA	54	N	N	N	N	N	N	Y	2
233	CANARA BANK	7901	1	09/01/2026	SHEIKHPURA	SHEIKHPURA	MADARI	54	N	N	N	N	N	N	Y	1
234	CANARA BANK	7901	2	28/01/2026	SHEIKHPURA	SHEIKHPURA	KAIHWAN	45	N	N	N	N	N	N	Y	1
235	CANARA BANK	7901	2	16/01/2026	SHEIKHPURA	BARBIGHA	BALWAPER	61	N	N	N	N	Y	N	Y	4
236	CANARA BANK	7901	3	17/01/2026	SHEIKHPURA	BARBIGHA	SARWA	35	N	N	N	N	Y	N	Y	4
237	CANARA BANK	7901	3	31/01/2026	SHEIKHPURA	SHEIKHPURA	MEHUS	245	N	N	N	N	N	N	Y	3
238	CANARA BANK	7901	4	31/01/2026	SHEIKHPURA	SHEIKHPURA	HATHIYAWAN	215	N	N	N	N	N	N	Y	3
239	CANARA BANK	7901	4	20/01/2026	SHEIKHPURA	BARBIGHA	BHADARTHI	41	N	N	N	N	Y	N	Y	4
240	CANARA BANK	7901	5	28/01/2026	SHEIKHPURA	BARBIGHA	BARBIGHA	12	Y	N	N	Y	N	N	Y	6
241	CANARA BANK	7901	5	31/01/2026	SHEIKHPURA	SHEIKHPURA	CHITaura	31	N	N	N	N	N	N	Y	1
242	CANARA BANK	7901	6	02/02/2026	SHEIKHPURA	SHEIKHPURA	SHEIKHPURA	22	Y	Y	N	Y	Y	N	Y	6
243	CANARA BANK	7901	6	30/01/2026	SHEIKHPURA	BARBIGHA	PANK BARBIGHA	45	N	N	N	N	N	N	Y	2
244	CANARA BANK	7901	7	09/03/2026	SHEIKHPURA	BARBIGHA	TOIGARH	41	N	N	N	N	N	N	Y	1
245	CANARA BANK	7901	7	04/02/2026	SHEIKHPURA	SHEIKHPURA	DHARAMPUR	51	N	N	N	N	N	N	Y	5

246	CANARA BANK	7901	8	10/02/2016	SHEIKHPURA	SHEIKHPURA	KATARI	65	Y	N	N	Y	N	N	Y	1
247	CANARA BANK	7901	8	10/03/2016	SHEIKHPURA	BARBIGHA	CHAINPUR	37	N	N	N	N	N	N	Y	1
248	CANARA BANK	7901	9	11/03/2016	SHEIKHPURA	BARBIGHA	TEUS	56	N	N	N	N	N	N	Y	1
249	CANARA BANK	7901	9	11/02/2016	SHEIKHPURA	SHEIKHPURA	AUDHE	63	Y	N	N	N	N	N	N	5
250	CANARA BANK	7901	10	12/02/2016	SHEIKHPURA	SHEIKHPURA	SHEIKHPURA	35	Y	N	N	N	N	N	Y	2
251	CANARA BANK	7901	10	12/03/2016	SHEIKHPURA	BARBIGHA	TOI	54	N	N	N	N	N	N	Y	1
252	CANARA BANK	7901	11	18/03/2016	SHEIKHPURA	BARBIGHA	PINURI	45	N	N	N	N	N	N	Y	2
253	CANARA BANK	7901	11	13/02/2016	SHEIKHPURA	SHEIKHPURA	BIRPUR	45	N	N	N	N	Y	N	Y	4
254	CANARA BANK	7901	12	23/02/2016	SHEIKHPURA	SHEIKHPURA	BAZITPUR	31	N	N	N	N	N	N	Y	1
255	CANARA BANK	7901	12	19/03/2016	SHEIKHPURA	BARBIGHA	RAJAURA	51	N	N	N	N	N	N	Y	2
256	CANARA BANK	7901	13	19/03/2016	SHEIKHPURA	BARBIGHA	PINURIBIGHA	52	N	N	N	N	Y	N	Y	4
257	CANARA BANK	7901	13	24/02/2016	SHEIKHPURA	SHEIKHPURA	FARIDPUR	52	N	N	N	N	N	N	Y	1
258	CANARA BANK	7901	14	27/02/2016	SHEIKHPURA	SHEIKHPURA	SHEIKHPURA	48	Y	Y	Y	Y	N	N	Y	6
259	CANARA BANK	7901	14	19/03/2016	SHEIKHPURA	BARBIGHA	SAMAS	49	N	N	N	N	N	N	Y	1
260	CANARA BANK	7901	15	20/03/2016	SHEIKHPURA	BARBIGHA	BHADARTHI	43	N	N	N	N	N	N	N	5
261	CANARA BANK	7901	15	14/03/2016	SHEIKHPURA	SHEIKHPURA	SHEIKHPURA	450	Y	N	N	Y	N	N	Y	6
262	CANARA BANK	7901	16	19/03/2016	SHEIKHPURA	SHEIKHPURA	FARIDPUR	51	N	N	N	N	N	N	Y	1
263	CANARA BANK	7901	17	20/03/2016	SHEIKHPURA	SHEIKHPURA	KATARI	65	N	N	N	N	N	N	Y	1
264	CANARA BANK	7901	18	22/03/2016	SHEIKHPURA	SHEIKHPURA	SHEIKHPURA	1200	Y	Y	Y	Y	Y	Y	Y	6
265	CANARA BANK	7901	19	23/03/2016	SHEIKHPURA	SHEIKHPURA	MEHUS	25	N	N	N	N	N	N	N	5
266	CENTRAL BANK OF INDIA	6301	1	10/01/2016	GOPALGANJ	BARAULI	BATARDEH	41	Y	N	N	N	Y	Y	N	
267	CENTRAL BANK OF INDIA	7101	2	16/02/2016	KATI HAR	AMDABAD	ROSHNA	33	Y	N	N	N	Y	Y	N	
268	CENTRAL BANK OF INDIA	5401	3	01/03/2016	MADHUBANI	JHANJHARPUR	SUKHET	30	Y	N	N	N	Y	Y	N	
269	CENTRAL BANK OF INDIA	5401	4	03/02/2016	MADHUBANI	RAJNAGAR	MANGRAUNI	30	Y	N	N	N	Y	Y	N	
270	CENTRAL BANK OF INDIA	6201	5	04/03/2016	MUZAFFARPUR	KANTI	KANTI	54	Y	N	N	N	Y	Y	N	
271	CENTRAL BANK OF INDIA	6201	6	29/01/2016	MUZAFFARPUR	SAHEBGANJ	RAMPUR	57	Y	N	N	N	Y	Y	N	
272	CENTRAL BANK OF INDIA	6401	7	18/02/2016	PASHCHIM CHAMPARAN	NAUTAN	DHUMNAGAR	22	Y	N	N	N	Y	Y	N	
273	CENTRAL BANK OF INDIA	5301	8	20/03/2016	PURBI CHAMPARAN	CHIRAIYA	MISHRAULYA	35	Y	N	N	N	Y	Y	N	
274	CENTRAL BANK OF INDIA	5301	9	26/02/2016	PURBI CHAMPARAN	KALYANPUR	PARSHAWANI WAZID	30	Y	N	N	N	Y	Y	N	
275	CENTRAL BANK OF INDIA	5301	10	20/03/2016	PURBI CHAMPARAN	MADHUBAN	DAMODARPUR	25	Y	N	N	N	Y	Y	N	
276	CENTRAL BANK OF INDIA	5301	11	20/01/2016	PURBI CHAMPARAN	MEHSI	KATHIA HARIRAM	30	Y	N	N	N	Y	Y	N	
277	CENTRAL BANK OF INDIA	5301	12	20/02/2016	PURBI CHAMPARAN	MOTIHARI	AJGARWA	26	Y	N	N	N	Y	Y	N	
278	CENTRAL BANK OF INDIA	5301	13	22/02/2016	PURBI CHAMPARAN	PAKRIDAYAL	MADHUBAN	30	Y	N	N	N	Y	Y	N	
279	CENTRAL BANK OF INDIA	5301	14	18/01/2016	PURBI CHAMPARAN	PATAHI	BAKHRI	30	Y	N	N	N	Y	Y	N	
280	CENTRAL BANK OF INDIA	5301	15	26/03/2016	PURBI CHAMPARAN	PHENHARA	RUPAULIYA	30	Y	N	N	N	Y	Y	N	
281	CENTRAL BANK OF INDIA	5301	16	24/02/2016	PURBI CHAMPARAN	RAMGARHWA	BAUDHA	25	Y	N	N	N	Y	Y	N	
282	CENTRAL BANK OF INDIA	5301	17	24/03/2016	PURBI CHAMPARAN	RAXAUL	PALANWA	30	Y	N	N	N	Y	Y	N	
283	CENTRAL BANK OF INDIA	6601	18	23/02/2016	SARAN	EKMA	EKMA	30	Y	N	N	N	Y	Y	N	
284	CENTRAL BANK OF INDIA	6601	19	15/01/2016	SARAN	JALALPUR	PUCHRI	22	Y	N	N	N	Y	Y	N	
285	CENTRAL BANK OF INDIA	5701	20	20/03/2016	SIWAN	ANDAR	BALLI	15	Y	N	N	N	Y	Y	N	
286	CENTRAL BANK OF INDIA	5701	21	06/01/2016	SIWAN	BARHARIA	KARBALA	25	Y	N	N	N	Y	Y	N	
287	CENTRAL BANK OF INDIA	5701	22	18/02/2016	SIWAN	HUSSAINGANI	KHARSANGA	22	Y	N	N	N	Y	Y	N	
288	CENTRAL BANK OF INDIA	5701	23	18/01/2016	SIWAN	NAUTAN	DHUMNAGAR	22	Y	N	N	N	Y	Y	N	
289	PUNJAB NATIONAL BANK	10901	1	15/01/2016	ARWAL	ARWAL	DARIYAPUR	45	N	N	N	N	N	N	N	1
290	PUNJAB NATIONAL BANK	10901	2	16/02/2016	ARWAL	KALER	ASLANPUR	55	N	N	N	N	N	N	N	4
291	PUNJAB NATIONAL BANK	10901	3	18/03/2016	ARWAL	KAPRI	HARNA	45	N	N	N	N	N	N	N	1
292	PUNJAB NATIONAL BANK	5801	4	07/01/2016	AURANGABAD	AURANGABAD	PRATAPPUR	42	Y	N	N	N	N	N	N	4
293	PUNJAB NATIONAL BANK	5801	5	30/01/2016	AURANGABAD	BARUN	BARA	58	N	N	N	N	N	N	N	1
294	PUNJAB NATIONAL BANK	5801	6	12/02/2016	AURANGABAD	DAUDNAGAR	BAID BIGHA	55	N	N	N	N	N	N	N	4
295	PUNJAB NATIONAL BANK	5801	7	26/02/2016	AURANGABAD	DEO	PANTIT	54	Y	N	N	N	N	N	N	4
296	PUNJAB NATIONAL BANK	5801	8	06/03/2016	AURANGABAD	OBRA	TAU	60	Y	N	N	N	N	N	N	1

297	PUNJAB NATIONAL BANK	5801	9	26/03/2026	AURANGABAD	RAFIGANJ	BENIPUR	65	Y	N	N	N	N	N	N	N	1
298	PUNJAB NATIONAL BANK	5201	10	08/01/2026	BHOJPUR	AGIAON	NARAYANPUR	45	Y	N	N	N	N	N	N	N	4
299	PUNJAB NATIONAL BANK	5201	11	06/02/2026	BHOJPUR	ARA	CHATARSAINPUR	59	N	N	N	N	N	N	N	N	4
300	PUNJAB NATIONAL BANK	5201	12	26/02/2026	BHOJPUR	KOILWAR	SAKADDI	55	Y	N	N	N	N	N	N	N	4
301	PUNJAB NATIONAL BANK	5201	13	11/09/2026	BHOJPUR	PIRO	LOHRABAD	54	N	N	N	N	N	N	N	N	1
302	PUNJAB NATIONAL BANK	5201	14	27/03/2026	BHOJPUR	SAHAR	JAITPUR	57	Y	N	N	N	N	N	N	N	4
303	PUNJAB NATIONAL BANK	4501	15	08/01/2026	BUXAR	BRAHMPUR	BHARIYAR	52	Y	N	N	N	N	N	N	N	1
304	PUNJAB NATIONAL BANK	4501	16	29/01/2026	BUXAR	BUXAR	BUXAR	50	N	N	N	N	N	N	N	N	4
305	PUNJAB NATIONAL BANK	4501	17	07/02/2026	BUXAR	CHAKKI	BUXAR	55	N	N	N	N	N	N	N	N	4
306	PUNJAB NATIONAL BANK	4501	18	25/02/2026	BUXAR	CHAUSA	MISHRAWALLA	56	Y	N	N	N	N	N	N	N	3
307	PUNJAB NATIONAL BANK	4501	19	03/03/2026	BUXAR	CHOUGAIN	MP HIGH SCHOOL	54	N	N	N	N	N	N	N	N	4
308	PUNJAB NATIONAL BANK	4501	20	27/03/2026	BUXAR	DUMRAON	BUXAR	55	N	N	N	N	N	N	N	N	4
309	PUNJAB NATIONAL BANK	7003	21	02/01/2026	GAYA	AMAS	AMAS	55	Y	N	N	N	N	N	N	N	4
310	PUNJAB NATIONAL BANK	7002	22	30/01/2026	GAYA	ATRI	ATRI	51	N	N	N	N	N	N	N	N	1
311	PUNJAB NATIONAL BANK	7003	23	04/02/2026	GAYA	BANKEY BAZAR	BANKEY BAZAR	60	N	N	N	N	N	N	N	N	3
312	PUNJAB NATIONAL BANK	7002	24	18/02/2026	GAYA	BARACHATTI	BARACHATTI	59	N	N	N	N	N	N	N	N	4
313	PUNJAB NATIONAL BANK	7003	25	04/03/2026	GAYA	BELAGANJ	BELAGANJ	55	Y	N	N	N	N	N	N	N	1
314	PUNJAB NATIONAL BANK	7002	26	17/03/2026	GAYA	BODHGAYA	BODHGAYA	60	Y	N	N	N	N	N	N	N	4
315	PUNJAB NATIONAL BANK	7003	27	27/03/2026	GAYA	DOBHI	DOBHI	55	N	N	N	N	N	N	N	N	1
316	PUNJAB NATIONAL BANK	8102	31	14/01/2026	JEHANABAD	GHOSHI	GULZARBAG	57	Y	N	N	N	N	N	N	N	4
317	PUNJAB NATIONAL BANK	8102	32	30/01/2026	JEHANABAD	JEHANABAD	BAIRAGIBAG	54	N	N	N	N	N	N	N	N	1
318	PUNJAB NATIONAL BANK	8102	33	11/02/2026	JEHANABAD	KAKO	AULICHAK	56	Y	N	N	N	N	N	N	N	4
319	PUNJAB NATIONAL BANK	8102	34	24/02/2026	JEHANABAD	MAKH DUMPUR	BARA	55	N	N	N	N	N	N	N	N	1
320	PUNJAB NATIONAL BANK	8102	35	10/03/2026	JEHANABAD	RATHI FARIDPUR	JALALPUR	59	N	N	N	N	N	N	N	N	4
321	PUNJAB NATIONAL BANK	3701	36	07/01/2026	KAIMUR (BHABUA)	ADHAURA	PANDAUL	51	Y	N	N	N	N	N	N	N	1
322	PUNJAB NATIONAL BANK	3701	37	29/01/2026	KAIMUR (BHABUA)	BHABUA	MAHUWARI	55	N	N	N	N	N	N	N	N	4
323	PUNJAB NATIONAL BANK	3701	38	04/02/2026	KAIMUR (BHABUA)	BHAGWANPUR	MOKARAM PACHHIM PATTI	60	Y	N	N	N	N	N	N	N	4
324	PUNJAB NATIONAL BANK	3701	39	25/02/2026	KAIMUR (BHABUA)	CHAINPUR	AWNKHARA	58	N	N	N	N	N	N	N	N	4
325	PUNJAB NATIONAL BANK	3701	40	12/03/2026	KAIMUR (BHABUA)	CHAND	PAURA	55	N	N	N	N	N	N	N	N	3
326	PUNJAB NATIONAL BANK	7502	41	15/01/2026	LAKHISARAI	BARAHIYA	SARMA	58	N	N	N	N	N	N	N	N	4
327	PUNJAB NATIONAL BANK	7502	42	13/02/2026	LAKHISARAI	CHANNAN	SARMA	57	Y	N	N	N	N	N	N	N	1
328	PUNJAB NATIONAL BANK	7502	43	10/03/2026	LAKHISARAI	LAKHISARAI	BILAUJI	54	N	N	N	N	N	N	N	N	4
329	PUNJAB NATIONAL BANK	7502	44	27/03/2026	LAKHISARAI	SURAJGARHA	GHUSET	45	N	N	N	N	N	N	N	N	4
330	PUNJAB NATIONAL BANK	5103	45	08/01/2026	NALANDA	ASTHAWAN	PACHETAN	48	Y	N	N	N	N	N	N	N	3
331	PUNJAB NATIONAL BANK	5102	46	28/01/2026	NALANDA	BIHARSHARIF	NEPURA	60	N	N	N	N	N	N	N	N	4
332	PUNJAB NATIONAL BANK	5103	47	04/02/2026	NALANDA	CHANDI	CHANDI	45	N	N	N	N	N	N	N	N	1
333	PUNJAB NATIONAL BANK	5102	48	24/02/2026	NALANDA	GIRIAK	PURAINI	58	Y	N	N	N	N	N	N	N	1
334	PUNJAB NATIONAL BANK	5103	49	20/03/2026	NALANDA	HARNAUT	TELMAR	54	N	N	N	N	N	N	N	N	4
335	PUNJAB NATIONAL BANK	5902	50	07/01/2026	NAWADA	AKBARPUR	MARUPPUR	57	N	N	N	N	N	N	N	N	1
336	PUNJAB NATIONAL BANK	5903	51	28/01/2026	NAWADA	GOBINDPUR	ALIPUR	54	Y	N	N	N	N	N	N	N	4
337	PUNJAB NATIONAL BANK	5902	52	06/02/2026	NAWADA	KAWAKOLE	BARA	55	N	N	N	N	N	N	N	N	1
338	PUNJAB NATIONAL BANK	5903	53	24/02/2026	NAWADA	NAWADA	MIRZAPUR	58	N	N	N	N	N	N	N	N	4
339	PUNJAB NATIONAL BANK	5902	54	05/03/2026	NAWADA	ROH	DUMRI	60	Y	N	N	N	N	N	N	N	4
340	PUNJAB NATIONAL BANK	5903	55	25/03/2026	NAWADA	WARISALIGANJ	PAINGARI	65	N	N	N	N	N	N	N	N	1
341	PUNJAB NATIONAL BANK	510200	56	07/01/2026	PATNA	ATHAMALGOLA	ATHAMALGOLA	58	N	N	N	N	N	N	N	N	4
342	PUNJAB NATIONAL BANK	510200	57	18/01/2026	PATNA	BARH	EKDANGA	54	N	N	N	N	N	N	N	N	1
343	PUNJAB NATIONAL BANK	510200	58	29/01/2026	PATNA	BIHTA	PARKHOTIMPUR PAINATHI	65	Y	N	N	N	N	N	N	N	4
344	PUNJAB NATIONAL BANK	510200	59	04/02/2026	PATNA	DANIYAWAN	SHAHJAHANPUR	65	N	N	N	N	N	N	N	N	1
345	PUNJAB NATIONAL BANK	510200	60	16/02/2026	PATNA	DHANARUA	PASHERI	58	N	N	N	N	N	N	N	N	4
346	PUNJAB NATIONAL BANK	510200	61	28/02/2026	PATNA	DINAPUR	ASOPUR	57	Y	N	N	N	N	N	N	N	1
347	PUNJAB NATIONAL BANK	510200	62	12/03/2026	PATNA	DULHIN BAZAR	SILHOURI	54	N	N	N	N	N	N	N	N	4

348	PUNJAB NATIONAL BANK	510200	63	25/03/2016	PATNA	FATUHA	MAUIPURI	55	Y	N	N	N	N	N	N	N	4
349	PUNJAB NATIONAL BANK	6702	64	10/01/2016	ROHTAS	KOCHAS	KUCHHILA	56	Y	N	N	N	N	N	N	N	3
350	PUNJAB NATIONAL BANK	6702	65	23/01/2016	ROHTAS	NASRIGANJ	DEHRI	59	Y	N	N	N	N	N	N	N	4
351	PUNJAB NATIONAL BANK	6702	66	10/02/2016	ROHTAS	RAJIPUR	MAHADEVA	55	N	N	N	N	N	N	N	N	1
352	PUNJAB NATIONAL BANK	6702	67	21/02/2016	ROHTAS	ROHTAS	KUSDIHRA	55	N	N	N	N	N	N	N	N	4
353	PUNJAB NATIONAL BANK	6702	68	03/03/2016	ROHTAS	SASARAM	AGRER	45	N	N	N	N	N	N	N	N	4
354	PUNJAB NATIONAL BANK	6702	69	18/03/2016	ROHTAS	SHEOSAGAR	KONAR	61	N	N	N	N	N	N	N	N	4
355	PUNJAB NATIONAL BANK	6702	70	28/03/2016	ROHTAS	TILOUTHU	CHANPURA	55	Y	N	N	N	N	N	N	N	1
356	UNION BANK OF INDIA	8501	1	13/02/2016	KHAGARIA	ALAUJI	ALAUJI	54	N	N	N	N	N	N	Y	Y	6
357	UNION BANK OF INDIA	8501	2	11/02/2016	KHAGARIA	BELDAUR	MALLI	31	N	N	N	N	N	N	Y	N	1,4,5
358	UNION BANK OF INDIA	8501	3	28/02/2016	KHAGARIA	CHAUTHAM	CHAUTHAM	29	Y	N	N	N	N	N	Y	Y	4
359	UNION BANK OF INDIA	8501	4	12/01/2016	KHAGARIA	GOGRI	MAHESHKHUNT	30	N	N	N	N	N	N	Y	Y	4
360	UNION BANK OF INDIA	8501	5	05/01/2016	KHAGARIA	KHAGARIA	KHAGARIA	27	N	N	N	N	N	N	Y	N	1,4,5
361	UNION BANK OF INDIA	8501	6	21/01/2016	KHAGARIA	MANSI	BANHI	31	N	N	N	N	N	N	Y	Y	1,4,5
362	UNION BANK OF INDIA	8501	7	06/01/2016	KHAGARIA	PARBATA	KULHARIYA	31	Y	N	N	N	N	N	Y	N	1,4,5
363	UNION BANK OF INDIA	8501	8	08/01/2016	KHAGARIA	CHAUTHAM	KHRAITA	34	Y	N	N	N	N	N	Y	Y	1,4,5
364	UNION BANK OF INDIA	8501	9	14/01/2016	KHAGARIA	KHAGARIA	MATHURAPUR	30	Y	N	N	N	N	N	N	Y	4
365	UNION BANK OF INDIA	8501	10	15/01/2016	KHAGARIA	CHAUTHAM	KHRAITA	34	N	N	N	N	N	N	N	N	1,4,5
366	UNION BANK OF INDIA	8501	11	16/01/2016	KHAGARIA	CHAUTHAM	SANHOULI	29	Y	N	N	N	N	N	Y	N	1,4,5
367	UNION BANK OF INDIA	8501	12	22/01/2016	KHAGARIA	CHAUTHAM	BALKUNDA	30	N	N	N	N	N	N	N	N	1,4,5
368	UNION BANK OF INDIA	8501	13	24/01/2016	KHAGARIA	KHAGARIA	DURGAPUR	29	N	N	N	N	N	N	Y	N	1,4,5
369	UNION BANK OF INDIA	8501	14	05/02/2016	KHAGARIA	CHAUTHAM	LAGMA	25	N	N	N	N	N	N	Y	N	1,4,5
370	UNION BANK OF INDIA	8501	15	06/02/2016	KHAGARIA	KHAGARIA	SANHOULI	28	N	N	N	N	N	N	Y	N	1,4,5
371	UNION BANK OF INDIA	8501	16	09/02/2016	KHAGARIA	KHAGARIA	LABHGAON	30	N	N	N	N	N	N	Y	N	1,4,5
372	UNION BANK OF INDIA	8501	17	10/02/2016	KHAGARIA	CHAUTHAM	NIRPUR	27	N	N	N	N	N	N	Y	N	1,4,5
373	UNION BANK OF INDIA	8501	18	12/02/2016	KHAGARIA	CHAUTHAM	MALPA	31	N	N	N	N	N	N	Y	N	1,4,5
374	UNION BANK OF INDIA	8501	19	13/02/2016	KHAGARIA	PARBATA	ZORABARPUR	30	Y	N	N	N	N	N	Y	N	6
375	UNION BANK OF INDIA	8501	20	16/02/2016	KHAGARIA	CHAUTHAM	PIRNAGRA	31	N	N	N	N	N	N	Y	N	1,4,5
376	UNION BANK OF INDIA	8501	21	24/02/2016	KHAGARIA	KHAGARIA	RANI SAKARPURA	28	Y	N	N	N	N	N	N	N	6
377	UNION BANK OF INDIA	8501	22	26/02/2016	KHAGARIA	KHAGARIA	SONMANKHI	29	N	N	N	N	N	N	Y	N	1,4,5
378	UNION BANK OF INDIA	8501	23	09/03/2016	KHAGARIA	KHAGARIA	SANHOULI	56	N	N	N	N	N	N	N	N	1,2,3,4,5
379	UNION BANK OF INDIA	8501	24	11/03/2016	KHAGARIA	PARBATA	KHIRADIH	58	N	N	N	N	N	N	N	N	5,1
380	UNION BANK OF INDIA	8501	25	12/03/2016	KHAGARIA	PARBATA	SAUR DAKSHINI	59	Y	N	N	N	N	N	N	N	5,1
381	UNION BANK OF INDIA	8501	26	14/03/2016	KHAGARIA	PARBATA	SAUR UTTARI	55	N	N	N	N	N	N	N	N	1,4,5
382	UNION BANK OF INDIA	8501	27	19/03/2016	KHAGARIA	CHAUTHAM	PIPPA	67	Y	N	N	N	N	N	N	Y	1,2,3,4,5
383	UNION BANK OF INDIA	8501	28	22/03/2016	KHAGARIA	KHAGARIA	JINKT	53	Y	N	N	N	N	N	N	Y	1,2,3,4,5
384	UNION BANK OF INDIA	8501	29	26/03/2016	KHAGARIA	PARBATA	CHAK PRAYAG	57	Y	N	N	N	N	N	N	Y	6
385	UCO BANK	4601	1	17/02/2016	BANKA	AMARPUR	LAUGAIN	42	Y	N	N	N	N	N	N	N	6
386	UCO BANK	8001	1	24/03/2016	BHAGALPUR	BIHPUR	BIHPUR EAST	42	Y	N	N	N	N	N	N	N	1
387	UCO BANK	8001	2	13/03/2016	BHAGALPUR	Kahaigaon	KISANDASPUR	35	Y	Y	N	N	Y	N	N	N	4
388	UCO BANK	4601	2	02/01/2016	BANKA	BANKA	DUDHARI	36	Y	N	N	N	N	Y	Y	Y	6
389	UCO BANK	4601	3	06/03/2016	BANKA	BARAHAT	BADIVISHHAR	36	Y	N	N	N	N	N	N	N	6
390	UCO BANK	8001	3	23/03/2016	BHAGALPUR	GOPALPUR	GOPALPUR	51	Y	Y	N	N	N	N	N	N	4
391	UCO BANK	8001	4	22/03/2016	BHAGALPUR	GORADIH	PITHANA	39	Y	Y	N	N	N	N	N	N	4
392	UCO BANK	4601	4	18/02/2016	BANKA	BAUSTI	PANIYA	45	Y	N	N	N	N	N	N	N	6
393	UCO BANK	4601	5	08/01/2016	BANKA	BELHAR	TOLA GHORGARA	31	Y	N	N	N	N	N	N	N	6
394	UCO BANK	8001	5	06/03/2016	BHAGALPUR	ISMAILPUR	ISMAILPUR PASCHIM	60	Y	N	N	N	N	N	N	N	1
395	UCO BANK	8001	6	22/03/2016	BHAGALPUR	JAGDISHPUR	BAUANI	44	Y	Y	N	N	N	N	N	N	4
396	UCO BANK	4601	6	09/03/2016	BANKA	CHANDAN	AMJORA	31	Y	N	N	N	N	Y	N	N	6
397	UCO BANK	4601	7	13/03/2016	BANKA	DHURAIYA	RANGAON	24	Y	N	N	N	N	N	N	N	6
398	UCO BANK	8001	7	20/03/2016	BHAGALPUR	KHARIK	KHARIK	52	Y	N	N	N	N	N	N	N	4

399	UCO BANK	8001	8	09/01/2016	BHAGALPUR	NARAYANPUR	NARAYANPUR	62	Y	N	N	N	N	N	N	N	4
400	UCO BANK	4601	8	17/01/2016	BANKA	FULLIDUMAR	DOMODIH	34	Y	N	N	N	N	N	N	N	6
401	UCO BANK	4601	9	16/01/2016	BANKA	KATORIA	BARWASNI	41	Y	N	N	N	Y	N	N	6	
402	UCO BANK	8001	9	06/02/2016	BHAGALPUR	NATHNAGAR	KAJRAULI	30	Y	Y	N	N	N	N	N	4	
403	UCO BANK	8001	10	16/09/2016	BHAGALPUR	NALIGACHHIA	TETRI	38	Y	N	N	N	N	N	N	4	
404	UCO BANK	4601	10	02/01/2016	BANKA	RAJAUN	MAJHAGAIN DARPA	35	Y	N	N	N	Y	Y	N	6	
405	UCO BANK	4601	11	16/09/2016	BANKA	SHAMBHUGANJ	NARAIN	29	Y	N	N	N	Y	Y	N	6	
406	UCO BANK	8001	11	22/02/2016	BHAGALPUR	FIRPAINTI	PYALAPUR	49	Y	Y	N	N	N	N	N	4	
407	UCO BANK	8001	12	23/02/2016	BHAGALPUR	RANGRACHOWK	RANGRA	33	Y	Y	N	N	N	N	N	4	
408	UCO BANK	8001	13	20/01/2016	BHAGALPUR	SABOUR	LODIPUR	45	Y	Y	N	N	N	N	N	4	
409	UCO BANK	8001	14	24/02/2016	BHAGALPUR	SHAKLUND	BHULNI	40	Y	Y	N	N	N	N	N	4	
410	UCO BANK	8001	15	17/02/2016	BHAGALPUR	SORHAULA	TARAR	50	Y	Y	N	N	N	N	N	4	
411	UCO BANK	8001	16	25/02/2016	BHAGALPUR	SULTANGANJ	AKBARHAGAR	41	Y	Y	N	N	N	N	N	4	
412	BIHAR GRAMIN BANK	8302	1	03/01/2016	ARARIA	ARARIA	CLF CHIRAIYAHAT	45	N	N	N	N	N	Y	Y	6	
413	BIHAR GRAMIN BANK	8302	2	06/01/2016	ARARIA	BHARGAMA	TARAUNA BHOJPUR	60	N	N	N	N	N	Y	Y	1	
414	BIHAR GRAMIN BANK	8302	3	08/01/2016	ARARIA	FORBESGANJ	DEHRI (DAKSHIN PANCHAYAT, MADANPUR)	85	N	N	N	N	N	Y	Y	3	
415	BIHAR GRAMIN BANK	8302	4	13/01/2016	ARARIA	JOKIHAT	KUPARI	77	N	N	N	N	N	Y	Y	4	
416	BIHAR GRAMIN BANK	8302	5	19/01/2016	ARARIA	KURSAKANTA	HAYATPUR	80	N	N	N	N	N	Y	Y	6	
417	BIHAR GRAMIN BANK	8302	6	21/01/2016	ARARIA	NARPATGANJ	PARWAHA	90	N	N	N	N	N	Y	Y	1	
418	BIHAR GRAMIN BANK	8302	7	30/01/2016	ARARIA	PALASI	PARWAHA	65	N	N	N	N	N	Y	Y	6	
419	BIHAR GRAMIN BANK	8302	8	08/01/2016	ARARIA	RANIGANJ	CHAKARDAHA	35	N	N	N	Y	N	Y	Y	1	
420	BIHAR GRAMIN BANK	8302	9	14/01/2016	ARARIA	SIKTY	ZEROMILE	39	N	N	N	N	N	Y	Y	6	
421	BIHAR GRAMIN BANK	10901	10	19/01/2016	ARWAL	ARWAL	PARSADI ENGLISH	42	N	N	N	N	N	Y	Y	1	
422	BIHAR GRAMIN BANK	10901	11	23/01/2016	ARWAL	KALER	BARA	51	N	N	N	N	N	Y	Y	3	
423	BIHAR GRAMIN BANK	10901	12	30/01/2016	ARWAL	KAPRI	RAMPUR CHAURAM	26	N	N	N	N	N	Y	Y	4	
424	BIHAR GRAMIN BANK	10901	13	30/01/2016	ARWAL	SONBHADRA-BANSI-SI	SARAUTI	39	N	N	N	N	N	Y	Y	6	
425	BIHAR GRAMIN BANK	10901	14	30/01/2016	ARWAL	KURTHA	BHADASI	52	N	N	N	N	N	Y	Y	1	
426	BIHAR GRAMIN BANK	5801	15	02/01/2016	AURANGABAD	AURANGABAD	BANSEKHAP	55	N	N	N	Y	N	Y	Y	6	
427	BIHAR GRAMIN BANK	5801	16	02/01/2016	AURANGABAD	BARUN	RAGJAIJLIA	27	N	N	N	N	N	Y	Y	1	
428	BIHAR GRAMIN BANK	5801	17	05/01/2016	AURANGABAD	DAUDNAGAR	MALWAN	36	N	N	N	N	N	Y	Y	1,6	
429	BIHAR GRAMIN BANK	5801	18	05/01/2016	AURANGABAD	DEO	DEVKALI	35	N	N	N	N	N	Y	Y	1,2	
430	BIHAR GRAMIN BANK	5801	19	09/01/2016	AURANGABAD	GOH	BARUN	41	N	N	N	N	N	Y	Y	5,4	
431	BIHAR GRAMIN BANK	5801	20	19/01/2016	AURANGABAD	HASPURA	SANDA	48	N	N	N	N	N	Y	Y	3	
432	BIHAR GRAMIN BANK	5801	21	08/01/2016	AURANGABAD	KUTUMBA	KANCHANPUR	30	N	N	N	N	N	Y	Y	1,5,6	
433	BIHAR GRAMIN BANK	5801	22	13/01/2016	AURANGABAD	MADANPUR	ARANDA	34	N	N	N	N	N	Y	Y	3	
434	BIHAR GRAMIN BANK	5801	23	19/01/2016	AURANGABAD	NABINAGAR	UB	31	N	N	N	N	N	Y	Y	4	
435	BIHAR GRAMIN BANK	5801	24	22/01/2016	AURANGABAD	OBRA	RAWAL BIGHA	30	N	N	N	N	N	Y	Y	1	
436	BIHAR GRAMIN BANK	5801	25	28/01/2016	AURANGABAD	RAFIGANJ	DEOHARA	38	N	N	N	N	N	Y	Y	3	
437	BIHAR GRAMIN BANK	4601	26	31/01/2016	BANKA	AMARPUR	MAHADEVPUR	35	N	N	N	N	N	Y	Y	4	
438	BIHAR GRAMIN BANK	4601	27	05/01/2016	BANKA	BANKA	BHELAI	45	N	N	N	Y	N	Y	Y	5	
439	BIHAR GRAMIN BANK	4601	28	06/01/2016	BANKA	BARAHAT	BAGHITARI	60	N	N	N	Y	N	Y	Y	6	
440	BIHAR GRAMIN BANK	4601	29	07/01/2016	BANKA	BAUSTI	CHUBIYA	32	N	N	N	Y	N	Y	Y	1	
441	BIHAR GRAMIN BANK	4601	30	08/01/2016	BANKA	BELHAR	KATIAWAN	46	N	N	N	Y	N	Y	Y	3	
442	BIHAR GRAMIN BANK	4601	31	09/01/2016	BANKA	CHARDAN	KAMDEOPUR	90	N	N	N	Y	N	Y	Y	4	
443	BIHAR GRAMIN BANK	4601	32	10/01/2016	BANKA	DHURAIYA	SANPDAHAR	40	N	N	N	N	N	Y	Y	6	
444	BIHAR GRAMIN BANK	4601	33	11/01/2016	BANKA	FULLIDUMAR	MALTI	30	N	N	N	N	N	Y	Y	1	
445	BIHAR GRAMIN BANK	4601	34	12/01/2016	BANKA	KATORIA	BARA	35	N	N	N	N	N	Y	Y	6	
446	BIHAR GRAMIN BANK	4601	35	13/01/2016	BANKA	RAJAUN	PANJWARA	19	N	N	N	N	N	Y	Y	1	
447	BIHAR GRAMIN BANK	4601	36	14/01/2016	BANKA	SHAMBHUGANJ	BANKA	21	N	N	N	N	N	Y	Y	2	
448	BIHAR GRAMIN BANK	7701	37	15/01/2016	BEGUSARAI	BACHHWARA	GARHARA	22	N	N	N	N	N	Y	Y	4	

449	BIHAR GRAMIN BANK	7701	38	29/01/2016	BEGUSARAI	BAKHRI	JINEDPUR	48	NO	N	N	N	N	N	Y	Y	4
450	BIHAR GRAMIN BANK	7701	39	08/01/2016	BEGUSARAI	BALLIA	KAROR	52	N	N	N	N	N	N	Y	Y	3
451	BIHAR GRAMIN BANK	7701	40	13/01/2016	BEGUSARAI	BARAUNI	SAFAPUR	41	N	N	N	N	N	N	Y	Y	2
452	BIHAR GRAMIN BANK	7701	41	16/01/2016	BEGUSARAI	BEGUSARAI	GAURA	48	N	N	N	N	N	N	Y	Y	1
453	BIHAR GRAMIN BANK	7701	42	21/01/2016	BEGUSARAI	BHAGWANPUR	MANIKPUR	61	N	N	N	N	N	N	Y	Y	6
454	BIHAR GRAMIN BANK	7701	43	27/01/2016	BEGUSARAI	BIRPUR	KHODAWANDPUR	59	N	N	N	N	N	N	Y	Y	5
455	BIHAR GRAMIN BANK	7701	44	30/01/2016	BEGUSARAI	CHERIA BARIARPUR	RACHIYAH	49	N	N	N	N	N	N	Y	Y	4
456	BIHAR GRAMIN BANK	7701	45	05/01/2016	BEGUSARAI	CHHAURAH	MANHAUL	43	N	N	N	N	N	N	Y	Y	1
457	BIHAR GRAMIN BANK	7701	46	12/01/2016	BEGUSARAI	DANDARI	PHULWARIYA	27	N	N	N	N	N	N	Y	Y	3
458	BIHAR GRAMIN BANK	7701	47	15/01/2016	BEGUSARAI	GADHPURA	CHHABILAPUR	38	N	N	N	N	N	N	Y	Y	4
459	BIHAR GRAMIN BANK	7701	48	19/01/2016	BEGUSARAI	KHODAWANDPUR	CHERIA BARIARPUR	42	N	N	N	N	N	N	Y	Y	6
460	BIHAR GRAMIN BANK	7701	49	23/01/2016	BEGUSARAI	MANSURCHAK	KARICHAK	29	N	N	N	N	N	N	Y	Y	1
461	BIHAR GRAMIN BANK	7701	50	28/01/2016	BEGUSARAI	MATIHANI	RACHIYAH	23	N	N	N	N	N	N	Y	Y	6
462	BIHAR GRAMIN BANK	7701	51	29/01/2016	BEGUSARAI	NAWKOTHI	KAJI CHAK	60	N	N	N	N	N	N	Y	Y	1
463	BIHAR GRAMIN BANK	7701	52	28/02/2016	BEGUSARAI	SAHEBPUR KAMAL	DIMPUR	45	N	N	N	N	N	N	Y	Y	2
464	BIHAR GRAMIN BANK	7701	53	02/01/2016	BEGUSARAI	SAMHO AKHA KURHA	CHERIA BARIARPUR	45	N	N	N	N	N	N	Y	Y	4
465	BIHAR GRAMIN BANK	7701	54	03/01/2016	BEGUSARAI	TEGHRA	KARICHAK	31	N	N	N	N	N	N	Y	Y	4
466	BIHAR GRAMIN BANK	8001	55	06/01/2016	BHAGALPUR	BIHPUR	MANIKPUR	55	N	N	N	N	N	N	Y	Y	3
467	BIHAR GRAMIN BANK	8001	56	08/01/2016	BHAGALPUR	Kahaigaon	PIRPATI	47	N	N	N	N	N	N	Y	Y	2
468	BIHAR GRAMIN BANK	8001	57	09/01/2016	BHAGALPUR	GOPALPUR	KHARIK	36	N	N	N	N	N	N	Y	Y	1
469	BIHAR GRAMIN BANK	8001	58	13/01/2016	BHAGALPUR	GORADIH	CHOTI PARBATTA	30	N	N	N	N	N	N	Y	Y	6
470	BIHAR GRAMIN BANK	8001	59	17/01/2016	BHAGALPUR	ISMAILPUR	EXCHARI	49	N	N	N	N	N	N	Y	Y	5
471	BIHAR GRAMIN BANK	8001	60	20/01/2016	BHAGALPUR	JAGDISHPUR	TILAKPUR	28	N	N	N	N	N	N	Y	Y	1
472	BIHAR GRAMIN BANK	8001	61	23/01/2016	BHAGALPUR	KHARIK	GORADIH	52	N	N	N	N	N	N	Y	Y	4
473	BIHAR GRAMIN BANK	8001	62	01/01/2016	BHAGALPUR	NARAYANPUR	BHAGALPUR	25	N	N	N	N	Y	N	Y	Y	1
474	BIHAR GRAMIN BANK	8001	63	02/01/2016	BHAGALPUR	NATHNAGAR	KARAILA & NATHNAGAR	19	N	N	N	N	N	N	Y	Y	3
475	BIHAR GRAMIN BANK	8001	64	02/01/2016	BHAGALPUR	NAUGACHHIA	DHARHARA	24	N	N	N	N	N	N	Y	Y	4
476	BIHAR GRAMIN BANK	8001	65	03/01/2016	BHAGALPUR	PIRPAINTI	JOGOVI	22	N	N	N	N	N	N	Y	Y	6
477	BIHAR GRAMIN BANK	8001	66	06/01/2016	BHAGALPUR	RANGRACHOWK	MANIKPUR	25	N	N	N	N	N	N	Y	Y	1
478	BIHAR GRAMIN BANK	8001	67	12/01/2016	BHAGALPUR	SABOUR	PIRPATI	28	N	N	N	N	N	N	Y	Y	6
479	BIHAR GRAMIN BANK	8001	68	13/01/2016	BHAGALPUR	SHANKUND	KHARIK	19	N	N	N	N	N	N	Y	Y	1
480	BIHAR GRAMIN BANK	8001	69	14/01/2016	BHAGALPUR	SONHAULA	CHOTI PARBATTA	28	N	N	N	N	N	N	Y	Y	2
481	BIHAR GRAMIN BANK	8001	70	15/01/2016	BHAGALPUR	SULTANGANJ	EXCHARI	25	N	N	N	N	N	N	Y	Y	4
482	BIHAR GRAMIN BANK	5101	71	16/01/2016	BHOJPUR	AGIAON	KJLHARIYA	30	N	N	N	N	N	N	Y	Y	4
483	BIHAR GRAMIN BANK	5101	72	17/01/2016	BHOJPUR	ARA	SAKADDI	19	N	N	N	N	N	N	Y	Y	3
484	BIHAR GRAMIN BANK	5101	73	18/01/2016	BHOJPUR	BARHARA	DULARPUR	19	N	N	N	N	N	N	Y	Y	2
485	BIHAR GRAMIN BANK	5101	74	19/01/2016	BHOJPUR	BEHEA	LODIPUR	28	N	N	N	N	N	N	Y	Y	1
486	BIHAR GRAMIN BANK	5101	75	20/01/2016	BHOJPUR	CHARPOKHARI	KHANGAON	29	N	N	N	N	N	N	Y	Y	6
487	BIHAR GRAMIN BANK	5101	76	21/01/2016	BHOJPUR	GARHANI	AZIMABAD	17	N	N	N	N	N	N	Y	Y	5
488	BIHAR GRAMIN BANK	5101	77	05/01/2016	BHOJPUR	JAGDISHPUR	SANADIYA	36	N	N	N	N	N	N	Y	Y	1
489	BIHAR GRAMIN BANK	5101	78	12/01/2016	BHOJPUR	KOILWAR	SANADIYA	26	N	N	N	N	N	N	Y	Y	2
490	BIHAR GRAMIN BANK	5101	79	12/01/2016	BHOJPUR	PIRO	ISADI BAZAR	22	N	N	N	N	N	N	Y	Y	4
491	BIHAR GRAMIN BANK	5101	80	16/01/2016	BHOJPUR	SAHAR	PIPRAHIYA	35	N	N	N	N	N	N	Y	Y	1
492	BIHAR GRAMIN BANK	5101	81	19/01/2016	BHOJPUR	SANDESH	NARAYANPUR	38	N	N	N	N	N	N	Y	Y	5
493	BIHAR GRAMIN BANK	5101	82	28/01/2016	BHOJPUR	SHAHPUR	MAHIAON	23	N	N	N	N	N	N	Y	Y	1
494	BIHAR GRAMIN BANK	5101	83	31/01/2016	BHOJPUR	TARARI	BACHRI NARAYANPUR	29	N	N	N	N	Y	N	Y	Y	3
495	BIHAR GRAMIN BANK	5101	84	14/01/2016	BHOJPUR	UDWANTNAGAR	UTTARNAWAM	31	N	N	N	N	N	N	Y	Y	4
496	BIHAR GRAMIN BANK	4501	85	15/01/2016	BUXAR	BRAHMPUR	JAGDISHPUR	26	N	N	N	N	N	N	Y	Y	6
497	BIHAR GRAMIN BANK	4501	86	22/01/2016	BUXAR	BUXAR	BABUGANJ ENGLISH	29	N	N	N	N	N	N	Y	Y	1
498	BIHAR GRAMIN BANK	4501	87	30/01/2016	BUXAR	CHAKKI	KHANITA	28	N	N	N	N	Y	N	Y	Y	6
499	BIHAR GRAMIN BANK	4501	88	30/01/2016	BUXAR	CHAUSA	CHUNNI	32	N	N	N	N	N	N	Y	Y	1

500	BIHAR GRAMIN BANK	4501	89	12/01/2016	BUXAR	CHOUGAIN	SIKRAUL	33	N	N	N	N	N	Y	Y	2	
501	BIHAR GRAMIN BANK	4501	90	13/01/2016	BUXAR	DUMRAON	BASAON	41	N	N	N	N	N	Y	Y	4	
502	BIHAR GRAMIN BANK	4501	91	14/01/2016	BUXAR	ITARHI	DHANSOI	35	N	N	N	N	N	Y	Y	4	
503	BIHAR GRAMIN BANK	4501	92	15/01/2016	BUXAR	KESATH	KRISHNA BRAHM	41	N	N	N	N	N	Y	Y	3	
504	BIHAR GRAMIN BANK	4501	93	16/01/2016	BUXAR	NAWAHAGAR	BADHA RAJPUR	45	N	N	N	N	N	Y	Y	2	
505	BIHAR GRAMIN BANK	4501	94	17/01/2016	BUXAR	RAJPUR	BOKSA	46	N	N	N	N	N	Y	Y	1	
506	BIHAR GRAMIN BANK	4501	95	18/01/2016	BUXAR	SIMRI	ITARHI	42	N	N	N	N	N	Y	Y	6	
507	BIHAR GRAMIN BANK	7402	96	20/01/2016	DARBHANGA	ALINAGAR	BISHANPUR	37	N	N	N	N	N	Y	Y	5	
508	BIHAR GRAMIN BANK	7403	97	16/01/2016	DARBHANGA	BAHADURPUR	MADHOPUR	35	N	N	N	Y	N	Y	Y	3	
509	BIHAR GRAMIN BANK	7402	98	17/01/2016	DARBHANGA	BAHERI	SIMRI	40	N	N	N	N	N	Y	Y	2	
510	BIHAR GRAMIN BANK	7403	99	18/01/2016	DARBHANGA	BENIPUR	SUBHANKARPUR	45	N	N	N	Y	N	Y	Y	3	
511	BIHAR GRAMIN BANK	7402	100	19/01/2016	DARBHANGA	BIRAIL	ALLALPATTI	45	N	N	N	N	N	Y	Y	1	
512	BIHAR GRAMIN BANK	7403	101	20/01/2016	DARBHANGA	DARBHANGA	PATOR	48	N	N	N	N	N	Y	Y	3	
513	BIHAR GRAMIN BANK	7402	102	21/01/2016	DARBHANGA	GAURABAURAM	SURHACHATTI	47	N	N	N	N	N	Y	Y	4	
514	BIHAR GRAMIN BANK	7403	103	05/01/2016	DARBHANGA	GHANSHYAMPUR	PANDASARAI	38	N	N	N	N	N	Y	Y	6	
515	BIHAR GRAMIN BANK	7402	104	06/01/2016	DARBHANGA	HANUMAN NAGAR	DEKULI	35	N	N	N	N	N	Y	Y	1	
516	BIHAR GRAMIN BANK	7403	105	07/01/2016	DARBHANGA	HAYAGHAT	NIMAITHI	32	N	N	N	N	N	Y	Y	6	
517	BIHAR GRAMIN BANK	7402	106	08/01/2016	DARBHANGA	JALE	JORJA	37	N	N	N	N	N	Y	Y	1	
518	BIHAR GRAMIN BANK	7403	107	09/01/2016	DARBHANGA	KEOTIRUNWAY	THATHOPUR	22	N	N	N	N	N	Y	Y	2	
519	BIHAR GRAMIN BANK	7402	108	12/01/2016	DARBHANGA	KIRATPUR	BAHERI	33	N	N	N	N	N	Y	Y	4	
520	BIHAR GRAMIN BANK	7402	109	19/01/2016	DARBHANGA	KUSHESHWAR ASTHAN	JAGANATHPUR	19	N	N	N	N	N	Y	Y	4	
521	BIHAR GRAMIN BANK	7402	110	21/01/2016	DARBHANGA	KUSHESHWAR ASTHAN	KABIPCHAK	14	N	N	N	N	N	Y	Y	3	
522	BIHAR GRAMIN BANK	7402	111	02/02/2016	DARBHANGA	MANIGACHHI	SONKI	67	N	N	N	N	N	Y	Y	2	
523	BIHAR GRAMIN BANK	7402	112	07/02/2016	DARBHANGA	SINGHWARA	BAHERA	88	N	N	N	N	N	Y	Y	1	
524	BIHAR GRAMIN BANK	7402	113	12/02/2016	DARBHANGA	TARDIH	BENIPUR	95	N	N	N	N	N	Y	Y	6	
525	BIHAR GRAMIN BANK	7001	114	16/02/2016	GAYA	AMAS	DHARMSALA	80	N	N	N	N	N	Y	Y	5	
526	BIHAR GRAMIN BANK	7001	115	21/02/2016	GAYA	ATRI	BAGULA	96	N	N	N	N	N	Y	Y	3	
527	BIHAR GRAMIN BANK	7001	116	22/02/2016	GAYA	BANKEY BAZAR	SOBH	90	N	N	N	N	N	Y	Y	4	
528	BIHAR GRAMIN BANK	7001	117	10/02/2016	GAYA	BARACHATTI	SENDUARA	37	N	N	N	Y	N	Y	Y	6	
529	BIHAR GRAMIN BANK	7001	118	11/02/2016	GAYA	BELAGANJ	ERKI	41	N	N	N	N	N	Y	Y	1	
530	BIHAR GRAMIN BANK	7001	119	16/02/2016	GAYA	BODHGAYA	PUNAKALA	48	N	N	N	N	N	Y	Y	6	
531	BIHAR GRAMIN BANK	7001	120	17/02/2016	GAYA	DOBHI	KAPASIYA	54	N	N	N	N	N	Y	Y	1	
532	BIHAR GRAMIN BANK	7001	121	25/02/2016	GAYA	DUMARIA	NIYAZIPUR	44	N	N	N	N	N	Y	Y	4	
533	BIHAR GRAMIN BANK	7001	122	25/02/2016	GAYA	FATEHPUR	BISHUNGANJ	52	N	N	N	N	N	Y	Y	3	
534	BIHAR GRAMIN BANK	7001	123	27/02/2016	GAYA	NAGAR	MAGADH MEDICAL	46	N	N	N	N	N	Y	Y	1	
535	BIHAR GRAMIN BANK	7001	124	05/02/2016	GAYA	GURARU	GURUA	28	N	N	N	Y	N	Y	Y	3	
536	BIHAR GRAMIN BANK	7001	125	05/02/2016	GAYA	GURUA	MANIHAR	48	N	N	N	N	N	Y	Y	4	
537	BIHAR GRAMIN BANK	7001	126	06/02/2016	GAYA	IMAMGANJ	DELHA	46	N	N	N	N	N	Y	Y	6	
538	BIHAR GRAMIN BANK	7001	127	06/02/2016	GAYA	KHIZARSARAI	SCHOOL	41	N	N	N	N	N	Y	Y	1	
539	BIHAR GRAMIN BANK	7001	128	19/02/2016	GAYA	KONCH	MANUHIYAMA	43	N	N	N	N	N	Y	Y	6	
540	BIHAR GRAMIN BANK	7001	129	25/02/2016	GAYA	MANPUR	CHHABURA	38	N	N	N	N	N	Y	Y	1	
541	BIHAR GRAMIN BANK	7001	130	02/02/2016	GAYA	MOHANPUR	ARAI	34	N	N	N	N	N	Y	Y	2	
542	BIHAR GRAMIN BANK	7001	131	07/02/2016	GAYA	MOHRA	CHAITA	39	N	N	N	N	N	Y	Y	4	
543	BIHAR GRAMIN BANK	7001	132	10/02/2016	GAYA	NEEMCHAK BATHANI	MOCHARIM	33	N	N	N	N	N	Y	Y	4	
544	BIHAR GRAMIN BANK	7001	133	13/02/2016	GAYA	PARAIYA	DHANDHWA	30	N	N	N	N	N	Y	Y	3	
545	BIHAR GRAMIN BANK	7001	134	24/02/2016	GAYA	SHERGHATTY	MMC	35	N	N	N	N	N	Y	Y	2	
546	BIHAR GRAMIN BANK	7001	135	10/02/2016	GAYA	TANKUPPA	CHEKI	60	Y	Y	Y	Y	N	Y	Y	1	
547	BIHAR GRAMIN BANK	7001	136	10/02/2016	GAYA	TEKARI	RAJAHARI	65	N	Y	Y	Y	Y	N	Y	Y	6
548	BIHAR GRAMIN BANK	7001	137	11/02/2016	GAYA	WAZIRGANJ	PAIBIGHA	250	N	N	N	Y	N	Y	Y	5	
549	BIHAR GRAMIN BANK	6302	138	12/02/2016	GOPALGANJ	BAKUNTHPUR	SAMPUR	190	N	N	N	Y	N	Y	Y	1	
550	BIHAR GRAMIN BANK	6302	139	13/02/2016	GOPALGANJ	BARAULI	GAURA	32	N	N	N	Y	N	Y	Y	3	

551	BIHAR GRAMIN BANK	6302	140	14/02/2026	GOPALGANJ	BHOREY	FATEHPUR	68	N	N	N	Y	N	Y	Y	4
552	BIHAR GRAMIN BANK	6302	141	15/02/2026	GOPALGANJ	BUAIPUR	KOTWA MILA	210	Y	Y	N	Y	N	Y	Y	1
553	BIHAR GRAMIN BANK	6302	142	16/02/2026	GOPALGANJ	GOPALGANJ	LAMICHAUR	34	Y	Y	N	Y	N	Y	Y	3
554	BIHAR GRAMIN BANK	6302	143	17/02/2026	GOPALGANJ	HATHUA	AHIYAPUR	80	Y	Y	N	N	N	Y	Y	4
555	BIHAR GRAMIN BANK	6302	144	18/02/2026	GOPALGANJ	KATAIYA	KABIRPUR	50	N	N	N	N	N	Y	Y	6
556	BIHAR GRAMIN BANK	6302	145	19/02/2026	GOPALGANJ	KUCHAINOTE	SAJUNHI PATTI	45	N	N	N	N	N	Y	Y	1
557	BIHAR GRAMIN BANK	6302	146	20/02/2026	GOPALGANJ	MANIHA	MATIHANI MADHO	55	N	N	N	N	N	Y	Y	6
558	BIHAR GRAMIN BANK	6302	147	21/02/2026	GOPALGANJ	PANCHDEORI	BANKI KHAL	90	N	Y	Y	N	N	Y	Y	1
559	BIHAR GRAMIN BANK	6302	148	22/02/2026	GOPALGANJ	PHULWARIYA	PAESAUNI	16	N	N	N	N	N	Y	Y	2
560	BIHAR GRAMIN BANK	6302	149	23/02/2026	GOPALGANJ	SIDHWALIYA	AMARPURA	18	N	N	N	N	N	Y	Y	4
561	BIHAR GRAMIN BANK	6302	150	24/02/2026	GOPALGANJ	THAWE	MAJHWALIYA	20	N	N	N	N	N	Y	Y	4
562	BIHAR GRAMIN BANK	6302	151	25/02/2026	GOPALGANJ	UCHKAGAON	BANKATI	21	N	N	N	N	N	Y	Y	3
563	BIHAR GRAMIN BANK	4701	152	31/01/2026	JAMUI	BARHAT	MAHADEO SIMARIA	52	NO	N	N	N	N	Y	Y	2
564	BIHAR GRAMIN BANK	4701	153	02/02/2026	JAMUI	CHAKAI	KUMAR	40	NO	N	N	N	N	Y	Y	1
565	BIHAR GRAMIN BANK	4701	154	06/02/2026	JAMUI	GIDHOR	GARSANDA	42	NO	N	N	N	N	Y	Y	6
566	BIHAR GRAMIN BANK	4701	155	07/02/2026	JAMUI	ISLAMNAGAR ALIGANJ	SATPHOKHRA	48	NO	N	N	N	N	Y	Y	5
567	BIHAR GRAMIN BANK	4701	156	10/02/2026	JAMUI	JAMUI	TIHA	35	NO	N	N	N	N	Y	Y	1
568	BIHAR GRAMIN BANK	4701	157	11/02/2026	JAMUI	JHAJHA	MATIANA	58	NO	N	N	N	N	Y	Y	2
569	BIHAR GRAMIN BANK	4701	158	13/02/2026	JAMUI	KHAIRA	LAXMIPUR	31	NO	N	N	N	N	Y	Y	6
570	BIHAR GRAMIN BANK	4701	159	13/02/2026	JAMUI	LAXMIPUR	BURHIKHAR	52	NO	N	N	N	N	Y	Y	3
571	BIHAR GRAMIN BANK	4701	160	17/02/2026	JAMUI	SIKANDRA	NARGI	33	NO	N	N	N	N	Y	Y	2
572	BIHAR GRAMIN BANK	4701	161	18/02/2026	JAMUI	SONG	AMBA SARARI	45	NO	N	N	N	N	Y	Y	4
573	BIHAR GRAMIN BANK	3701	162	02/02/2026	JEHANABAD	GHOSHI	REDRAWAR KALAN	43	N	N	N	N	N	Y	Y	6
574	BIHAR GRAMIN BANK	2701	163	03/02/2026	JEHANABAD	HULASGANJ	BIDDI	53	N	N	N	Y	N	Y	Y	2
575	BIHAR GRAMIN BANK	3701	164	08/02/2026	JEHANABAD	JEHANABAD	KHARGAWAN	115	N	N	N	Y	Y	Y	Y	1
576	BIHAR GRAMIN BANK	2701	165	09/02/2026	JEHANABAD	KAKO	RUDRAWAR KALAN	91	N	N	N	N	N	Y	Y	2
577	BIHAR GRAMIN BANK	3701	166	10/02/2026	JEHANABAD	MAKHDUMPUR	DHARCHALI	55	N	N	N	N	N	Y	Y	6
578	BIHAR GRAMIN BANK	3701	167	12/02/2026	JEHANABAD	MODANGANJ	GORAIPUR	42	N	N	N	N	N	Y	Y	4
579	BIHAR GRAMIN BANK	3701	168	13/02/2026	JEHANABAD	RATNI FARIDPUR	GTAUN TOLA	51	N	N	N	N	N	Y	Y	3
580	BIHAR GRAMIN BANK	3701	169	20/02/2026	KAIMUR (BHABUA)	ADHAURA	LALAPUR	232	N	N	N	Y	Y	Y	Y	6
581	BIHAR GRAMIN BANK	3701	170	21/02/2026	KAIMUR (BHABUA)	BHABUA	SHIVRAMPUR	162	Y	Y	Y	N	Y	Y	Y	5
582	BIHAR GRAMIN BANK	3701	171	12/02/2026	KAIMUR (BHABUA)	BHAGWANPUR	MANIHARI	25	N	N	N	N	N	Y	Y	1
583	BIHAR GRAMIN BANK	3701	172	13/02/2026	KAIMUR (BHABUA)	CHAINPUR	MARABIYA	49	N	Y	N	N	N	Y	Y	6
584	BIHAR GRAMIN BANK	3701	173	19/02/2026	KAIMUR (BHABUA)	CHAND	KASTHARI	24	N	N	N	N	N	Y	Y	2
585	BIHAR GRAMIN BANK	3701	174	19/02/2026	KAIMUR (BHABUA)	DURGAWATI	REDRAWAR KALAN	30	N	N	N	N	N	Y	Y	4
586	BIHAR GRAMIN BANK	3701	175	02/02/2026	KAIMUR (BHABUA)	KUDRA	BIDDI	26	N	N	N	N	N	N	Y	1
587	BIHAR GRAMIN BANK	3701	176	27/02/2026	KAIMUR (BHABUA)	MOHANIA	KHARGAWAN	33	N	N	N	N	N	Y	Y	2
588	BIHAR GRAMIN BANK	3701	177	09/02/2026	KAIMUR (BHABUA)	NUAON	RUDRAWAR KALAN	78	N	N	N	N	N	Y	Y	6
589	BIHAR GRAMIN BANK	3701	178	10/02/2026	KAIMUR (BHABUA)	RAMGARH	DHARCHALI	76	N	N	N	N	N	Y	Y	1
590	BIHAR GRAMIN BANK	3701	179	11/02/2026	KAIMUR (BHABUA)	RAMPUR	GORAIPUR	91	N	Y	N	N	N	Y	Y	4
591	BIHAR GRAMIN BANK	7102	180	12/02/2026	KATIHAR	AMDABAD	MANIHARI	61	Y	Y	N	N	N	Y	Y	5
592	BIHAR GRAMIN BANK	7102	181	13/02/2026	KATIHAR	AZAMNAGAR	DANDKHORA	58	N	Y	N	N	N	Y	Y	4
593	BIHAR GRAMIN BANK	7102	182	14/02/2026	KATIHAR	BALRAMPUR	CHANDPUR	73	N	N	N	N	N	Y	Y	3
594	BIHAR GRAMIN BANK	7102	183	04/02/2026	KATIHAR	BARARI	HAPLAGANJ	55	N	N	N	N	N	Y	Y	4
595	BIHAR GRAMIN BANK	7102	184	04/02/2026	KATIHAR	BARSOI	HASANGANJ	52	N	N	N	N	N	Y	Y	2
596	BIHAR GRAMIN BANK	7102	185	05/02/2026	KATIHAR	DANDKHORA	KORHA	41	N	N	N	N	N	Y	Y	4
597	BIHAR GRAMIN BANK	7102	186	05/02/2026	KATIHAR	FALKA	HAPLAGANJ	48	N	N	N	N	N	Y	Y	4
598	BIHAR GRAMIN BANK	7102	187	10/02/2026	KATIHAR	HASANGANJ	MANSARI	50	N	N	N	N	N	Y	Y	5
599	BIHAR GRAMIN BANK	7102	188	11/02/2026	KATIHAR	KADWA	MANIHARI	130	N	Y	N	Y	N	Y	Y	6
600	BIHAR GRAMIN BANK	7102	189	13/02/2026	KATIHAR	KATIHAR	KATAKOSH	40	N	N	N	N	N	Y	Y	2
601	BIHAR GRAMIN BANK	7102	190	13/02/2026	KATIHAR	KORHA	SHARIFGANJ	60	N	N	N	N	N	Y	Y	2

602	BIHAR GRAMIN BANK	7102	191	16/02/2016	KATI HAR	KURSELA	ROSHNA	25	N	N	N	N	N	Y	Y	5
603	BIHAR GRAMIN BANK	7102	192	17/02/2016	KATI HAR	MANIHARI	MARWA	52	N	N	N	N	N	Y	Y	1
604	BIHAR GRAMIN BANK	7102	193	18/02/2016	KATI HAR	MANSAHI	MANSAHI	58	N	N	N	N	N	Y	Y	1
605	BIHAR GRAMIN BANK	7102	194	19/02/2016	KATI HAR	PRANPUR	SALMARI	43	N	N	N	N	N	Y	Y	3
606	BIHAR GRAMIN BANK	7102	195	10/02/2016	KATI HAR	SAMELI	RAUTARA	60	N	Y	N	N	N	Y	Y	4
607	BIHAR GRAMIN BANK	8501	196	12/02/2016	KHAGARIA	ALULI	KONIA	53	N	N	N	N	N	Y	Y	6
608	BIHAR GRAMIN BANK	8501	197	17/02/2016	KHAGARIA	BELDAUR	KOTHA	32	N	N	N	N	N	Y	Y	1
609	BIHAR GRAMIN BANK	8501	198	19/02/2016	KHAGARIA	CHAUTHAM	JALKAURA	64	N	Y	N	N	N	Y	Y	6
610	BIHAR GRAMIN BANK	8501	199	20/02/2016	KHAGARIA	GOGRI	MOHRAGHAT	38	N	N	N	N	N	Y	Y	1
611	BIHAR GRAMIN BANK	8501	200	21/02/2016	KHAGARIA	KHAGARIA	SHOBHNI	64	N	N	N	N	N	Y	Y	2
612	BIHAR GRAMIN BANK	8501	201	24/02/2016	KHAGARIA	MANSI	LAGHA	48	N	N	N	N	N	Y	Y	4
613	BIHAR GRAMIN BANK	8501	202	25/02/2016	KHAGARIA	PARBATA	BOBIL	52	N	N	N	N	N	Y	Y	4
614	BIHAR GRAMIN BANK	8302	203	26/02/2016	KISHANGANJ	BAHADURGANJ	CLF RANIGANJ	52	N	N	N	N	N	Y	Y	3
615	BIHAR GRAMIN BANK	8302	204	27/02/2016	KISHANGANJ	DIGHALBANK	CLF CHIRAIYAHAT	67	N	N	N	N	N	Y	Y	2
616	BIHAR GRAMIN BANK	8302	205	11/02/2016	KISHANGANJ	KISHANGANJ	TARAUNA BHOJPUR	50	N	N	N	N	N	Y	Y	1
617	BIHAR GRAMIN BANK	8302	206	11/02/2016	KISHANGANJ	KOCHADHAMAN	DEHRI	203	N	N	N	N	N	Y	Y	6
618	BIHAR GRAMIN BANK	8302	207	11/02/2016	KISHANGANJ	POTHIA	KUPARI	246	N	N	N	N	N	Y	Y	5
619	BIHAR GRAMIN BANK	8302	208	12/02/2016	KISHANGANJ	TERHAGACHH	HAYATPUR	67	N	N	N	N	N	Y	Y	1
620	BIHAR GRAMIN BANK	8302	209	12/02/2016	KISHANGANJ	THAKURGANJ	PARWAHA	130	N	N	N	N	N	Y	Y	3
621	BIHAR GRAMIN BANK	3101	210	12/02/2016	LAKHISARAI	BARAHIYA	BAKIYASURARI	70	N	N	N	N	N	Y	Y	4
622	BIHAR GRAMIN BANK	3101	211	13/02/2016	LAKHISARAI	CHANNAN	SIRKHINDI	43	N	N	N	N	N	Y	Y	6
623	BIHAR GRAMIN BANK	3101	212	13/02/2016	LAKHISARAI	HALSI	TARHARI	42	N	N	N	N	N	Y	Y	1
624	BIHAR GRAMIN BANK	3101	213	13/02/2016	LAKHISARAI	LAKHISARAI	BARCHHA	47	N	N	N	N	N	Y	Y	6
625	BIHAR GRAMIN BANK	3101	214	16/02/2016	LAKHISARAI	PIPARIYA	MATASI	167	N	N	N	N	N	Y	Y	1
626	BIHAR GRAMIN BANK	3101	215	16/02/2016	LAKHISARAI	RAMGARH CHOWK	OFFAPUR	41	N	N	N	N	N	Y	Y	2
627	BIHAR GRAMIN BANK	3101	216	16/02/2016	LAKHISARAI	SURAJGARHA	KANDI	167	N	N	N	N	N	Y	Y	4
628	BIHAR GRAMIN BANK	4800	217	17/02/2016	MADHEPURA	ALAMNAGAR	KUMARKHAND	60	N	N	N	N	N	Y	Y	4
629	BIHAR GRAMIN BANK	4800	218	17/02/2016	MADHEPURA	BIHARIGANJ	SIRIPUR	47	N	N	N	N	N	Y	Y	3
630	BIHAR GRAMIN BANK	4800	219	17/02/2016	MADHEPURA	CHAUSA	MURLIGANJ	60	N	N	N	N	N	Y	Y	2
631	BIHAR GRAMIN BANK	4800	220	18/02/2016	MADHEPURA	GAMHARIYA	MOHANPUR	64	N	N	N	N	N	Y	Y	1
632	BIHAR GRAMIN BANK	4800	221	18/02/2016	MADHEPURA	GHELARH	NEMUWA	40	N	N	N	N	N	Y	Y	6
633	BIHAR GRAMIN BANK	4800	222	18/02/2016	MADHEPURA	GWALPARA	CHOUSA	52	N	N	N	N	N	Y	Y	5
634	BIHAR GRAMIN BANK	4800	223	19/02/2016	MADHEPURA	KUMARKHAND	KUMARKHAND	50	N	N	N	N	N	Y	Y	1
635	BIHAR GRAMIN BANK	4800	224	19/02/2016	MADHEPURA	MADHEPURA	SIRIPUR	62	N	N	N	N	N	Y	Y	3
636	BIHAR GRAMIN BANK	4800	225	19/02/2016	MADHEPURA	MURLIGANJ	MURLIGANJ	47	N	N	N	N	N	Y	Y	4
637	BIHAR GRAMIN BANK	4800	226	20/02/2016	MADHEPURA	PURANI	MOHANPUR	39	N	N	N	N	N	Y	Y	6
638	BIHAR GRAMIN BANK	4800	227	20/02/2016	MADHEPURA	SHANKARPUR	NEMUWA	90	N	N	N	N	N	Y	Y	1
639	BIHAR GRAMIN BANK	4800	228	20/02/2016	MADHEPURA	SINGHESHWAR	CHOUSA	34	N	N	N	N	N	Y	Y	6
640	BIHAR GRAMIN BANK	4800	229	21/02/2016	MADHEPURA	UDAKISHUNGANJ	KUMARKHAND	45	N	N	N	N	N	Y	Y	1
641	BIHAR GRAMIN BANK	5402	230	21/02/2016	MADHUBANI	ANDHRATHARHI	MURHADDI	82	N	N	N	N	N	Y	Y	2
642	BIHAR GRAMIN BANK	5402	231	21/02/2016	MADHUBANI	BABU BARHI	JAGARNATHPUR	50	N	N	N	N	N	Y	Y	4
643	BIHAR GRAMIN BANK	5402	232	23/02/2016	MADHUBANI	BASOPATTI	TIRHUTA	70	N	N	N	N	N	Y	Y	4
644	BIHAR GRAMIN BANK	5402	233	23/02/2016	MADHUBANI	BENIPATTI	BHUPATTI	66	N	N	N	N	N	Y	Y	3
645	BIHAR GRAMIN BANK	5402	234	24/02/2016	MADHUBANI	BISFI	BRAMHUPUR UTRI	59	N	N	N	N	N	Y	Y	2
646	BIHAR GRAMIN BANK	5402	235	24/02/2016	MADHUBANI	GHOGHARDIHA	KEVTNA	97	N	N	N	N	N	Y	Y	1
647	BIHAR GRAMIN BANK	5402	236	09/02/2016	MADHUBANI	HARLAKHI	BAGHA KUSHMAR	45	N	N	N	N	N	Y	Y	6
648	BIHAR GRAMIN BANK	5402	237	12/02/2016	MADHUBANI	JAINAGAR	EKHATHA	85	N	Y	N	N	N	Y	Y	5
649	BIHAR GRAMIN BANK	5402	238	13/02/2016	MADHUBANI	JHANHARPUR	GALSAIN	35	Y	Y	N	N	N	Y	Y	1
650	BIHAR GRAMIN BANK	5402	239	16/02/2016	MADHUBANI	KALUJHI	KONAR	45	N	N	N	N	N	Y	Y	3
651	BIHAR GRAMIN BANK	5402	240	17/02/2016	MADHUBANI	KHAJALI	SUNDAR VIRAJIT	48	N	N	N	N	N	Y	Y	4
652	BIHAR GRAMIN BANK	5402	241	19/02/2016	MADHUBANI	LADANIA	BELAHI	85	N	N	N	N	N	Y	Y	6

653	BIHAR GRAMIN BANK	5402	242	26/02/2026	MADHUBANI	LAKHNAUR	GIDHWAS	95	Y	Y	N	N	N	Y	Y	1
654	BIHAR GRAMIN BANK	5402	243	06/02/2026	MADHUBANI	LAUKAHA (KHUTAUNA)	PIPRAHI	49	Y	N	N	N	N	Y	Y	6
655	BIHAR GRAMIN BANK	5402	244	13/02/2026	MADHUBANI	LAUKAHI	KUKURDOURA	72	N	Y	N	N	N	Y	Y	1
656	BIHAR GRAMIN BANK	5402	245	13/02/2026	MADHUBANI	MADHEPUR	MAHADEGMATH	88	N	Y	N	N	N	Y	Y	2
657	BIHAR GRAMIN BANK	5402	246	16/02/2026	MADHUBANI	RAHIKA	PADMA	42	N	N	N	N	N	Y	Y	4
658	BIHAR GRAMIN BANK	5402	247	17/02/2026	MADHUBANI	MADHWAPUR	RUPAUJI	52	N	N	N	N	N	Y	Y	4
659	BIHAR GRAMIN BANK	5402	248	18/02/2026	MADHUBANI	PANDAUL	KHARAGPUR	59	N	N	N	N	N	Y	Y	3
660	BIHAR GRAMIN BANK	5402	249	02/02/2026	MADHUBANI	PHULPARAS	AZBAKE SIDHITAZPUR	45	N	N	N	N	N	Y	Y	2
661	BIHAR GRAMIN BANK	5402	250	03/02/2026	MADHUBANI	RAJNAGAR	BARSAM	50	N	N	N	N	N	Y	Y	1
662	BIHAR GRAMIN BANK	7201	251	04/02/2026	MUNGER	ASARGANI	CHANDANBAG	55	N	N	N	N	N	Y	Y	6
663	BIHAR GRAMIN BANK	7201	252	05/02/2026	MUNGER	BARİYARPUR	KULHARIYA	45	N	N	N	N	N	Y	Y	5
664	BIHAR GRAMIN BANK	7201	253	06/02/2026	MUNGER	DHARHARA	PURAV SARAI	46	N	N	N	N	N	Y	Y	3
665	BIHAR GRAMIN BANK	7201	254	07/02/2026	MUNGER	JAMALPUR	DARIYAPUR	52	N	N	N	N	N	Y	Y	1
666	BIHAR GRAMIN BANK	7201	255	08/02/2026	MUNGER	KHARAGPUR	TIKARAMPUR	50	N	N	N	N	N	Y	Y	1
667	BIHAR GRAMIN BANK	7201	256	09/02/2026	MUNGER	MUNGER SADAR	JHAHUABAHAR	55	N	N	N	N	N	Y	Y	3
668	BIHAR GRAMIN BANK	7201	257	10/02/2026	MUNGER	SANGRAMPUR	LOHCHI	75	N	N	N	N	N	Y	Y	4
669	BIHAR GRAMIN BANK	7201	258	11/02/2026	MUNGER	TARAPUR	TIKARAMPUR	55	N	N	N	N	N	Y	Y	6
670	BIHAR GRAMIN BANK	7201	259	12/02/2026	MUNGER	TETIABAMBAR	KALYANPUR	48	N	N	N	N	N	Y	Y	1
671	BIHAR GRAMIN BANK	6202	260	10/02/2026	MUZAFFARPUR	AURAI	AAHIYAPUR	32	N	N	N	N	N	Y	Y	6
672	BIHAR GRAMIN BANK	6202	261	11/02/2026	MUZAFFARPUR	BANDRA	ALI NEORA	30	N	N	N	N	N	Y	Y	1
673	BIHAR GRAMIN BANK	6202	262	12/02/2026	MUZAFFARPUR	BOCHAHAN	AMAITHA	35	N	N	N	N	N	Y	Y	2
674	BIHAR GRAMIN BANK	6202	263	13/02/2026	MUZAFFARPUR	GAIGHAT	AURAI	60	N	N	N	N	N	Y	Y	4
675	BIHAR GRAMIN BANK	6202	264	14/02/2026	MUZAFFARPUR	KANTI	BAGHI	25	N	N	N	N	N	Y	Y	4
676	BIHAR GRAMIN BANK	6202	265	15/02/2026	MUZAFFARPUR	KATRA	BAIGNA	40	N	N	N	N	N	Y	Y	3
677	BIHAR GRAMIN BANK	6202	266	16/02/2026	MUZAFFARPUR	KURHANI	BAIRIYA CHOWK	40	N	N	N	N	N	Y	Y	2
678	BIHAR GRAMIN BANK	6202	267	10/02/2026	MUZAFFARPUR	MARWAN	BAKHARA	18	N	N	N	N	N	Y	Y	1
679	BIHAR GRAMIN BANK	6202	268	11/02/2026	MUZAFFARPUR	MINAPUR	BALIA CHOWK	15	N	N	N	N	N	Y	Y	6
680	BIHAR GRAMIN BANK	6202	269	12/02/2026	MUZAFFARPUR	MOTIPUR	BANDRA	12	N	N	N	N	N	Y	Y	5
681	BIHAR GRAMIN BANK	6202	270	13/02/2026	MUZAFFARPUR	MURAIL	BARHAMPURA	17	N	N	N	N	N	Y	Y	1
682	BIHAR GRAMIN BANK	6202	271	16/02/2026	MUZAFFARPUR	MUSHAHARI	BASRA	22	N	N	N	N	N	Y	Y	1
683	BIHAR GRAMIN BANK	6202	272	17/02/2026	MUZAFFARPUR	PAROO	BERUA	13	N	N	N	N	N	Y	Y	3
684	BIHAR GRAMIN BANK	6202	273	18/02/2026	MUZAFFARPUR	SAHEBGANJ	BIRHIMA-BAZAR	19	N	N	N	N	N	Y	Y	1
685	BIHAR GRAMIN BANK	6202	274	19/02/2026	MUZAFFARPUR	SAKRA	BOCHAHA	23	N	N	N	N	N	Y	Y	3
686	BIHAR GRAMIN BANK	6202	275	20/02/2026	MUZAFFARPUR	SARAIYA	CHIHUTA	27	N	N	N	N	N	Y	Y	4
687	BIHAR GRAMIN BANK	5101	276	21/02/2026	NALANDA	ASTHAWAN	KULHARIYA	21	N	N	N	N	N	Y	Y	6
688	BIHAR GRAMIN BANK	5101	277	23/02/2026	NALANDA	BEN	SAEADDI	19	N	N	N	N	N	Y	Y	1
689	BIHAR GRAMIN BANK	5101	278	24/02/2026	NALANDA	BIHARSHARIF	DULARPUR	33	N	N	N	N	N	Y	Y	6
690	BIHAR GRAMIN BANK	5101	279	25/02/2026	NALANDA	BIND	LODIPUR	31	N	N	N	N	N	Y	Y	1
691	BIHAR GRAMIN BANK	5101	280	26/02/2026	NALANDA	CHANDI	KHANGAON	29	N	N	N	N	N	Y	Y	2
692	BIHAR GRAMIN BANK	5101	281	27/02/2026	NALANDA	EXANGARSARAI	AZIMABAD	28	N	N	N	N	N	Y	Y	4
693	BIHAR GRAMIN BANK	5101	282	02/03/2026	NALANDA	GIRIAK	SANADIYA	65	N	N	N	N	N	Y	Y	4
694	BIHAR GRAMIN BANK	5101	283	06/03/2026	NALANDA	HARNAUT	SANADIYA	72	N	N	N	N	N	Y	Y	3
695	BIHAR GRAMIN BANK	5101	284	11/03/2026	NALANDA	HILSA	ISADI BAZAR	80	N	N	N	N	N	Y	Y	2
696	BIHAR GRAMIN BANK	5101	285	13/03/2026	NALANDA	ISLAMPUR	PIPRAHIYA	70	N	N	N	N	N	Y	Y	1
697	BIHAR GRAMIN BANK	5101	286	20/03/2026	NALANDA	KARAI PARSURAI	NARAYANPUR	85	N	N	N	N	N	Y	Y	6
698	BIHAR GRAMIN BANK	5101	287	23/03/2026	NALANDA	KATRISARAI	MAJHAON	90	N	N	N	N	N	Y	Y	5
699	BIHAR GRAMIN BANK	5101	288	11/03/2026	NALANDA	NAGAR NAUSA	BACHRI NARAYANPUR	110	N	N	N	N	N	Y	Y	1
700	BIHAR GRAMIN BANK	5101	289	12/03/2026	NALANDA	NOORSARAI	UTTARAWAM	110	N	Y	N	N	N	Y	Y	3
701	BIHAR GRAMIN BANK	5101	290	13/03/2026	NALANDA	PARBALPUR	PESHOUR	130	N	N	N	N	N	Y	Y	4
702	BIHAR GRAMIN BANK	5101	291	14/03/2026	NALANDA	RAHUI	ITASAN	150	N	N	N	N	N	Y	Y	6
703	BIHAR GRAMIN BANK	5101	292	15/03/2026	NALANDA	RAJGIR	GAIBI	170	N	N	N	N	N	Y	Y	1

704	BIHAR GRAMIN BANK	5101	293	16/03/2016	NALANDA	SARMERA	KAGJI MOHALLA	80	N	N	N	N	N	Y	Y	6
705	BIHAR GRAMIN BANK	5101	294	17/03/2016	NALANDA	SILAO	BIRCHAIT	110	N	N	N	N	N	Y	Y	1
706	BIHAR GRAMIN BANK	5101	295	18/03/2016	NALANDA	THARTHARI	JAMIRA	121	N	N	N	N	N	Y	Y	2
707	BIHAR GRAMIN BANK	5901	296	19/03/2016	NAWADA	AKBARPUR	PACHRUKHI	122	N	N	N	N	N	Y	Y	4
708	BIHAR GRAMIN BANK	5901	297	20/03/2016	NAWADA	GOBINDPUR	JHUNATHI	150	N	N	N	N	N	Y	Y	4
709	BIHAR GRAMIN BANK	5901	298	21/03/2016	NAWADA	HISUA	SISWAN	180	N	N	N	N	N	Y	Y	3
710	BIHAR GRAMIN BANK	5901	299	22/03/2016	NAWADA	KASHICHAK	WARSALIGANI	62	N	N	N	N	N	Y	Y	2
711	BIHAR GRAMIN BANK	5901	300	23/03/2016	NAWADA	KAWAKOLE	NEW AREA	46	N	N	N	N	N	Y	Y	1
712	BIHAR GRAMIN BANK	5901	301	24/03/2016	NAWADA	MESCAUR	DRAJINA	32	N	N	N	N	N	Y	Y	6
713	BIHAR GRAMIN BANK	5901	302	25/03/2016	NAWADA	NARDIGANI	MAHUDAR	32	N	N	N	N	N	Y	Y	5
714	BIHAR GRAMIN BANK	5901	303	26/03/2016	NAWADA	NARHAT	DRAJINA	48	N	N	N	N	N	Y	Y	6
715	BIHAR GRAMIN BANK	5901	304	27/03/2016	NAWADA	NAWADA	BISHUNPUR	31	N	N	N	N	N	Y	Y	1
716	BIHAR GRAMIN BANK	5901	305	28/03/2016	NAWADA	PAKRI BARAWAN	MANGAR BIGHA	36	N	N	N	N	N	Y	Y	3
717	BIHAR GRAMIN BANK	5901	306	07/03/2016	NAWADA	RAJALI	JATSARI	33	N	N	N	N	Y	Y	4	
718	BIHAR GRAMIN BANK	5901	307	07/03/2016	NAWADA	ROH	PATRANG	25	N	N	N	N	N	Y	Y	6
719	BIHAR GRAMIN BANK	5901	308	07/03/2016	NAWADA	SIRDALA	SIRDALA	28	N	N	N	N	N	Y	Y	1
720	BIHAR GRAMIN BANK	5901	309	07/03/2016	NAWADA	WARISALIGANI	JHARANWA	42	N	N	N	N	N	Y	Y	6
721	BIHAR GRAMIN BANK	6402	310	09/03/2016	PASHCHIM CHAMPARAN	BAGAHA-I	CHANPATIA	26	N	N	N	N	N	Y	Y	1
722	BIHAR GRAMIN BANK	6402	311	09/03/2016	PASHCHIM CHAMPARAN	BAGAHA-II	JAIKATIA	31	N	N	N	N	N	Y	Y	4
723	BIHAR GRAMIN BANK	6402	312	09/03/2016	PASHCHIM CHAMPARAN	BAIRIA	JAMUNIA	34	N	N	N	Y	N	Y	Y	3
724	BIHAR GRAMIN BANK	6402	313	09/03/2016	PASHCHIM CHAMPARAN	BETTIAH	MANWA PARSII	52	N	N	N	N	N	Y	Y	6
725	BIHAR GRAMIN BANK	6402	314	10/03/2016	PASHCHIM CHAMPARAN	BHITAHA	ANJUA SUGAULI	26	N	N	N	N	N	Y	Y	2
726	BIHAR GRAMIN BANK	6402	315	10/03/2016	PASHCHIM CHAMPARAN	CHANPATIA	SIKTA	28	N	N	N	N	N	Y	Y	4
727	BIHAR GRAMIN BANK	6402	316	10/03/2016	PASHCHIM CHAMPARAN	GAUNAHA	MACHHARGAWA	31	N	N	N	N	N	Y	Y	5
728	BIHAR GRAMIN BANK	6402	317	11/03/2016	PASHCHIM CHAMPARAN	JOGAPATTI	CHAMAINIA BAZAR	32	N	N	N	N	N	Y	Y	2
729	BIHAR GRAMIN BANK	6402	318	11/03/2016	PASHCHIM CHAMPARAN	LAURIVA	C T REHRA	45	N	N	N	N	Y	N	Y	2
730	BIHAR GRAMIN BANK	6402	319	11/03/2016	PASHCHIM CHAMPARAN	MADHUBANI	THAKRAHA	25	N	N	N	N	N	Y	Y	6
731	BIHAR GRAMIN BANK	6402	320	12/03/2016	PASHCHIM CHAMPARAN	MAINATAND	CHANPATIA	26	N	N	N	N	N	Y	Y	1
732	BIHAR GRAMIN BANK	6402	321	12/03/2016	PASHCHIM CHAMPARAN	MAJHAULIA	JAIKATIA	41	N	N	N	N	N	Y	Y	4
733	BIHAR GRAMIN BANK	6402	322	12/03/2016	PASHCHIM CHAMPARAN	NARKATIAGANI	JAMUNIA	35	N	N	N	N	N	Y	Y	6
734	BIHAR GRAMIN BANK	6402	323	13/03/2016	PASHCHIM CHAMPARAN	NAUTAN	MANWA PARSII	25	N	N	N	N	N	Y	Y	5
735	BIHAR GRAMIN BANK	6402	324	13/03/2016	PASHCHIM CHAMPARAN	PIPRASI	ANJUA SUGAULI	45	N	N	N	N	Y	N	Y	4
736	BIHAR GRAMIN BANK	6402	325	13/03/2016	PASHCHIM CHAMPARAN	RAMNAGAR	SIKTA	32	N	N	N	N	N	Y	Y	2
737	BIHAR GRAMIN BANK	6402	326	16/03/2016	PASHCHIM CHAMPARAN	SIKTA	MACHHARGAWA	28	N	N	N	N	N	Y	Y	5
738	BIHAR GRAMIN BANK	6402	327	16/03/2016	PASHCHIM CHAMPARAN	THAKRAHAN	CHAMAINIA BAZAR	29	N	N	N	N	N	Y	Y	6
739	BIHAR GRAMIN BANK	6001	328	16/03/2016	PATNA	ATHAMALGOLA	SONAMA	18	N	N	N	N	N	Y	Y	4
740	BIHAR GRAMIN BANK	6001	329	17/03/2016	PATNA	BAKHTIARPUR	LADMA	22	N	N	N	N	N	Y	Y	1
741	BIHAR GRAMIN BANK	6001	330	17/03/2016	PATNA	BARH	KHUSHRUPUR	26	N	N	N	N	Y	N	Y	4
742	BIHAR GRAMIN BANK	6001	331	17/03/2016	PATNA	BELCHCHI	MOJIPUR	31	N	N	N	N	N	Y	Y	6
743	BIHAR GRAMIN BANK	6001	332	17/03/2016	PATNA	BIHTA	MANOHARPUR	42	N	N	N	N	N	Y	Y	2
744	BIHAR GRAMIN BANK	6001	333	18/03/2016	PATNA	BIKRAM	KATESAR	36	N	N	N	N	N	Y	Y	5
745	BIHAR GRAMIN BANK	6001	334	18/03/2016	PATNA	DANIYAWAN	HATHAKAND	26	N	N	N	N	N	Y	Y	1
746	BIHAR GRAMIN BANK	6001	335	18/03/2016	PATNA	DHANARUA	DAKWAHA CHAK	23	N	N	N	N	N	Y	Y	4
747	BIHAR GRAMIN BANK	6001	336	18/03/2016	PATNA	DINAPUR	RAJIPUR	18	N	N	N	N	Y	N	Y	6
748	BIHAR GRAMIN BANK	6001	337	19/03/2016	PATNA	DULHIN BAZAR	KURKURI	22	N	N	N	N	N	Y	Y	1
749	BIHAR GRAMIN BANK	6001	338	19/03/2016	PATNA	FATUHA	DAHIYA	24	N	N	N	N	N	Y	Y	5
750	BIHAR GRAMIN BANK	6001	339	19/03/2016	PATNA	GHOSWARI	KHARAT	32	N	N	N	N	N	Y	Y	2
751	BIHAR GRAMIN BANK	6001	340	20/03/2016	PATNA	KHUSRUPUR	MASOURHI	28	N	N	N	N	N	Y	Y	4
752	BIHAR GRAMIN BANK	6001	341	20/03/2016	PATNA	MANER	SAHRI	27	N	N	N	N	N	Y	Y	3
753	BIHAR GRAMIN BANK	6001	342	20/03/2016	PATNA	MASOURHI	MARWA	32	N	N	N	N	Y	N	Y	6
754	BIHAR GRAMIN BANK	6001	343	23/03/2016	PATNA	MOKAMA	SALIMPUR	35	N	N	N	N	N	Y	Y	1

755	BIHAR GRAMIN BANK	6001	344	23/03/2016	PATNA	NAUBATPUR	BHAGWABGANJ	26	N	N	N	N	N	Y	Y	3
756	BIHAR GRAMIN BANK	6001	345	23/03/2016	PATNA	PAUGANJ	MECRA	27	N	N	N	N	N	Y	Y	4
757	BIHAR GRAMIN BANK	6001	346	23/03/2016	PATNA	PANDARAK	DHIWAR	26	N	N	N	N	N	Y	Y	6
758	BIHAR GRAMIN BANK	6001	347	24/03/2016	PATNA	PATNA SADAR	SABALPUR	22	N	N	N	N	N	Y	Y	1
759	BIHAR GRAMIN BANK	6001	348	24/03/2016	PATNA	PHULWARI	MAHULI	20	N	N	N	Y	N	Y	Y	6
760	BIHAR GRAMIN BANK	6001	349	24/03/2016	PATNA	PUNPUN	GAURICHAK	36	N	N	N	N	N	Y	Y	1
761	BIHAR GRAMIN BANK	6001	350	25/03/2016	PATNA	SAMPATCHAK	BHAGWABGANJ	32	N	N	N	N	N	Y	Y	2
762	BIHAR GRAMIN BANK	5302	351	25/03/2016	PURBI CHAMPARAN	ADAPUR	BAKHARI	24	N	N	N	N	N	Y	Y	4
763	BIHAR GRAMIN BANK	5303	352	25/03/2016	PURBI CHAMPARAN	AREERAJ	JAIMURTINAGAR	28	N	N	N	N	N	Y	Y	4
764	BIHAR GRAMIN BANK	5302	353	26/03/2016	PURBI CHAMPARAN	BANJARIYA	LAKHAURA	29	N	N	N	N	N	Y	Y	3
765	BIHAR GRAMIN BANK	5303	354	26/03/2016	PURBI CHAMPARAN	BANKATWA	MACHHARGAWA	33	N	N	N	Y	N	Y	Y	2
766	BIHAR GRAMIN BANK	5302	355	26/03/2016	PURBI CHAMPARAN	CHAKIA (PIPRA)	CHHAURADANO	31	N	N	N	N	N	Y	Y	1
767	BIHAR GRAMIN BANK	5303	356	26/03/2016	PURBI CHAMPARAN	CHAWRADANO	NAWADA	25	N	N	N	N	N	Y	Y	6
768	BIHAR GRAMIN BANK	5302	357	26/03/2016	PURBI CHAMPARAN	CHIRAIYA	PATAHI	22	N	N	N	N	N	Y	Y	5
769	BIHAR GRAMIN BANK	5303	358	30/03/2016	PURBI CHAMPARAN	DHAKA	NARKATIA	23	N	N	N	N	N	Y	Y	1
770	BIHAR GRAMIN BANK	5302	359	30/03/2016	PURBI CHAMPARAN	GHORASAHAN	RAGHUNATHPUR BAZAR	32	N	N	N	N	N	Y	Y	3
771	BIHAR GRAMIN BANK	5303	360	30/03/2016	PURBI CHAMPARAN	HARSIDHI	RAGHUNATHPUR	33	N	N	N	Y	N	Y	Y	4
772	BIHAR GRAMIN BANK	5302	361	30/03/2016	PURBI CHAMPARAN	KALYANPUR	RAGHUNATHPUR(MIRPUR)	26	N	N	N	N	N	Y	Y	6
773	BIHAR GRAMIN BANK	5303	362	30/03/2016	PURBI CHAMPARAN	KESARIA	BELA	31	N	N	N	N	N	Y	Y	1
774	BIHAR GRAMIN BANK	5302	363	02/03/2016	PURBI CHAMPARAN	KOTWA	CHHAURADANO	23	N	N	N	Y	N	Y	Y	6
775	BIHAR GRAMIN BANK	5302	364	11/03/2016	PURBI CHAMPARAN	MADHUBAN	BAKHARI	35	N	N	N	N	N	Y	Y	1
776	BIHAR GRAMIN BANK	5302	365	16/03/2016	PURBI CHAMPARAN	MEHSI	JAIMURTINAGAR	28	N	N	N	N	N	Y	Y	2
777	BIHAR GRAMIN BANK	5302	366	16/03/2016	PURBI CHAMPARAN	MOTIHARI	LAKHAURA	21	N	N	N	N	N	Y	Y	4
778	BIHAR GRAMIN BANK	5302	367	20/03/2016	PURBI CHAMPARAN	PAHARPUR	MACHHARGAWA	29	N	N	N	N	N	Y	Y	4
779	BIHAR GRAMIN BANK	5302	368	20/03/2016	PURBI CHAMPARAN	PAKRIDAYAL	CHHAURADANO	33	N	N	N	N	N	Y	Y	3
780	BIHAR GRAMIN BANK	5302	369	23/03/2016	PURBI CHAMPARAN	PATAHI	NAWADA	26	N	N	N	N	N	Y	Y	2
781	BIHAR GRAMIN BANK	5302	370	23/03/2016	PURBI CHAMPARAN	PHENHARA	PATAHI	22	N	N	N	N	N	Y	Y	1
782	BIHAR GRAMIN BANK	5302	371	26/03/2016	PURBI CHAMPARAN	PIPRA KOTHI	NARKATIA	32	N	N	N	N	N	Y	Y	6
783	BIHAR GRAMIN BANK	5302	372	26/03/2016	PURBI CHAMPARAN	RAMESARHWA	RAGHUNATHPUR BAZAR	29	N	N	N	N	N	Y	Y	5
784	BIHAR GRAMIN BANK	5302	373	17/03/2016	PURBI CHAMPARAN	RAXAUL	RAGHUNATHPUR	50	N	N	N	N	N	Y	Y	1
785	BIHAR GRAMIN BANK	5302	374	17/03/2016	PURBI CHAMPARAN	SANGRAMPUR	RAGHUNATHPUR(MIRPUR)	110	N	N	N	N	N	Y	Y	3
786	BIHAR GRAMIN BANK	5302	375	17/03/2016	PURBI CHAMPARAN	SUGAULI	BELA	80	N	N	N	N	N	Y	Y	4
787	BIHAR GRAMIN BANK	5302	376	18/03/2016	PURBI CHAMPARAN	TETARIYA	CHHAURADANO	120	N	N	N	N	N	Y	Y	6
788	BIHAR GRAMIN BANK	5303	377	18/03/2016	PURBI CHAMPARAN	TURKAULIA	BAKHARI	85	N	N	N	N	N	Y	Y	1
789	BIHAR GRAMIN BANK	5302	378	18/03/2016	PURNIA	AMOUR	JAIMURTINAGAR	80	N	N	N	N	N	Y	Y	6
790	BIHAR GRAMIN BANK	5303	379	18/03/2016	PURNIA	BAISA	LAKHAURA	215	N	N	N	N	N	Y	Y	1
791	BIHAR GRAMIN BANK	5302	380	18/03/2016	PURNIA	BAGI	MACHHARGAWA	80	N	N	N	N	N	Y	Y	2
792	BIHAR GRAMIN BANK	5303	381	18/03/2016	PURNIA	BANMANKHI	CHHAURADANO	120	N	N	N	N	N	Y	Y	4
793	BIHAR GRAMIN BANK	5302	382	19/03/2016	PURNIA	BARHARA	NAWADA	110	N	N	N	N	N	Y	Y	4
794	BIHAR GRAMIN BANK	5303	383	19/03/2016	PURNIA	BHAWANPUR	PATAHI	250	N	N	N	N	N	Y	Y	3
795	BIHAR GRAMIN BANK	5302	384	19/03/2016	PURNIA	DAGRAUA	NARKATIA	210	N	N	N	N	N	Y	Y	2
796	BIHAR GRAMIN BANK	5303	385	19/03/2016	PURNIA	DHAMDARA	RAGHUNATHPUR BAZAR	65	N	N	N	N	N	Y	Y	1
797	BIHAR GRAMIN BANK	5302	386	19/03/2016	PURNIA	JALALGARH	RAGHUNATHPUR	80	N	N	N	N	N	Y	Y	6
798	BIHAR GRAMIN BANK	5303	387	19/03/2016	PURNIA	KASBA	RAGHUNATHPUR(MIRPUR)	75	N	N	N	N	N	Y	Y	5
799	BIHAR GRAMIN BANK	5302	388	20/03/2016	PURNIA	KRITYANAND NAGAR	BELA	205	N	N	N	N	N	Y	Y	1
800	BIHAR GRAMIN BANK	5302	389	20/03/2016	PURNIA	PURNIA EAST	CHHAURADANO	150	N	N	N	N	N	Y	Y	3
801	BIHAR GRAMIN BANK	5302	390	20/03/2016	PURNIA	RUPOULI	NARKATIA	250	N	N	N	N	N	Y	Y	4
802	BIHAR GRAMIN BANK	5302	391	20/03/2016	PURNIA	SRINAGAR	RAGHUNATHPUR BAZAR	80	N	N	N	N	N	Y	Y	6
803	BIHAR GRAMIN BANK	6701	392	20/03/2016	ROHTAS	AKHORIGOLA	NAD	95	N	N	N	N	N	Y	Y	1
804	BIHAR GRAMIN BANK	6701	393	20/03/2016	ROHTAS	BIKRAMGANJ	HATHINI	155	N	N	N	N	N	Y	Y	6
805	BIHAR GRAMIN BANK	6701	394	23/03/2016	ROHTAS	CHENARI	DHRANAW	150	N	N	N	N	N	Y	Y	1

806	BIHAR GRAMIN BANK	6701	395	23/03/2016	ROHTAS	DAWATH	NAHAUNA	175	N	N	N	N	N	Y	Y	2
807	BIHAR GRAMIN BANK	6701	396	23/03/2016	ROHTAS	DEHRI	BARADHI	150	N	N	N	N	N	Y	Y	4
808	BIHAR GRAMIN BANK	6701	397	23/03/2016	ROHTAS	DINARA	ULHO	65	N	N	N	N	N	Y	Y	4
809	BIHAR GRAMIN BANK	6701	398	23/03/2016	ROHTAS	KARAKAT	PAKARIA	75	N	N	N	N	N	Y	Y	3
810	BIHAR GRAMIN BANK	6701	399	23/03/2016	ROHTAS	KARGAHAR	DEYDIHI	60	N	N	N	N	N	Y	Y	2
811	BIHAR GRAMIN BANK	6701	400	24/03/2016	ROHTAS	KOCHAS	BARARHI	105	N	N	N	N	N	Y	Y	1
812	BIHAR GRAMIN BANK	6701	401	24/03/2016	ROHTAS	NASRIGANJ	ULHO	81	N	N	N	N	N	Y	Y	6
813	BIHAR GRAMIN BANK	6701	402	24/03/2016	ROHTAS	NAWHATTA	MOHAMMADPUR	150	N	N	N	N	N	Y	Y	5
814	BIHAR GRAMIN BANK	6701	403	24/03/2016	ROHTAS	NOKHA	BARAU KALA	70	N	N	N	N	N	Y	Y	1
815	BIHAR GRAMIN BANK	6701	404	24/03/2016	ROHTAS	RAJPUR	KARNHASI	85	N	N	N	N	N	Y	Y	3
816	BIHAR GRAMIN BANK	6701	405	24/03/2016	ROHTAS	ROHTAS	ARNG	30	N	N	N	N	N	Y	Y	4
817	BIHAR GRAMIN BANK	6701	406	25/03/2016	ROHTAS	SANJHOLI	SIKARIA	125	N	N	N	N	N	Y	Y	6
818	BIHAR GRAMIN BANK	6701	407	25/03/2016	ROHTAS	SASARAM	GIDHA	150	N	N	N	N	N	Y	Y	1
819	BIHAR GRAMIN BANK	6701	408	25/03/2016	ROHTAS	SHEOSAGAR	MANPUR	110	N	N	N	N	N	Y	Y	6
820	BIHAR GRAMIN BANK	6701	409	25/03/2016	ROHTAS	SURAJPURA	BURGA DIH	30	N	N	N	N	N	Y	Y	1
821	BIHAR GRAMIN BANK	6701	410	25/03/2016	ROHTAS	TILOUTHI	SIKARIA	50	N	N	N	N	N	Y	Y	2
822	BIHAR GRAMIN BANK	5212	411	25/03/2016	SAHARSA	BANMA ITAHARI	SIMRI BAKTIYARPUR	80	N	N	N	N	N	Y	Y	4
823	BIHAR GRAMIN BANK	5212	412	26/03/2016	SAHARSA	KAHARA	PAHARUR BAZAR	110	N	N	N	N	N	Y	Y	4
824	BIHAR GRAMIN BANK	5212	413	26/03/2016	SAHARSA	MAHISHI	SALKHUA BLOCK	115	N	N	N	N	N	Y	Y	3
825	BIHAR GRAMIN BANK	5212	414	26/03/2016	SAHARSA	NAUHATTA	AMARPUR	210	N	N	N	N	N	Y	Y	2
826	BIHAR GRAMIN BANK	5212	415	26/03/2016	SAHARSA	PATARGHAT	HARIYO	75	N	N	N	N	N	Y	Y	1
827	BIHAR GRAMIN BANK	5212	416	26/03/2016	SAHARSA	SALKHUA	SIMRI BAKTIYARPUR	75	N	N	N	N	N	Y	Y	6
828	BIHAR GRAMIN BANK	5212	417	26/03/2016	SAHARSA	SATTAR KATTIYA	PAHARUR BAZAR	85	N	N	N	N	N	Y	Y	5
829	BIHAR GRAMIN BANK	5212	418	05/03/2016	SAHARSA	SIMRI BAKHTIARPUR	SALKHUA BLOCK	33	N	N	N	N	N	Y	Y	1
830	BIHAR GRAMIN BANK	5212	419	06/03/2016	SAHARSA	SONBARSA	AMARPUR	45	N	N	N	N	N	Y	Y	3
831	BIHAR GRAMIN BANK	5212	420	07/03/2016	SAHARSA	SOUR BAZAR	HARIYO	29	N	N	N	N	N	Y	Y	4
832	BIHAR GRAMIN BANK	3005	421	08/03/2016	SAMASTIPUR	BIBHUTPUR	AANANDPUR	31	N	N	N	N	N	Y	Y	6
833	BIHAR GRAMIN BANK	3005	422	09/03/2016	SAMASTIPUR	BITHAN	LAGUNIYA SURAJKANTH	26	N	N	N	N	N	Y	Y	1
834	BIHAR GRAMIN BANK	3005	423	10/03/2016	SAMASTIPUR	DALSINGHSARAI	CHAKSAHD	38	N	N	N	N	N	Y	Y	6
835	BIHAR GRAMIN BANK	3005	424	11/03/2016	SAMASTIPUR	HASANPUR	BINDGAMA	27	N	N	N	N	N	Y	Y	1
836	BIHAR GRAMIN BANK	3005	425	12/03/2016	SAMASTIPUR	KALYANPUR	HARIL	36	N	N	N	N	N	Y	Y	2
837	BIHAR GRAMIN BANK	3005	426	13/03/2016	SAMASTIPUR	KHANPUR	NANDANI	47	N	N	N	N	N	Y	Y	4
838	BIHAR GRAMIN BANK	3005	427	14/03/2016	SAMASTIPUR	MOHANPUR	SARAJANJAN	41	N	N	N	N	Y	Y	Y	4
839	BIHAR GRAMIN BANK	3005	428	15/03/2016	SAMASTIPUR	MOHIUDDINAGAR	JAGDISHPUR TOLA	38	N	N	N	N	N	Y	Y	3
840	BIHAR GRAMIN BANK	3005	429	16/03/2016	SAMASTIPUR	MORWA	GHATAHD	45	N	N	N	N	N	Y	Y	2
841	BIHAR GRAMIN BANK	3005	430	17/03/2016	SAMASTIPUR	PATORI	HARPUR BHINDI	31	N	N	N	N	N	Y	Y	1
842	BIHAR GRAMIN BANK	3005	431	18/03/2016	SAMASTIPUR	PUSA	MORWA	40	N	N	N	Y	N	Y	Y	6
843	BIHAR GRAMIN BANK	3005	432	05/03/2016	SAMASTIPUR	ROSERA	SIWASINGPUR	45	N	N	N	N	N	Y	Y	5
844	BIHAR GRAMIN BANK	3005	433	06/03/2016	SAMASTIPUR	SAMASTIPUR	CHAKRAJALI	42	N	N	N	Y	N	Y	Y	1
845	BIHAR GRAMIN BANK	3005	434	07/03/2016	SAMASTIPUR	SARAJANJAN	HARPUR ALLOTH	51	N	N	N	N	N	Y	Y	3
846	BIHAR GRAMIN BANK	3005	435	08/03/2016	SAMASTIPUR	SHIVAJI NAGAR	BAJOPUR	46	N	N	N	N	N	Y	Y	4
847	BIHAR GRAMIN BANK	3005	436	09/03/2016	SAMASTIPUR	SINGHIA	DARHIA BELAR	50	N	N	N	N	N	Y	Y	6
848	BIHAR GRAMIN BANK	3005	437	10/03/2016	SAMASTIPUR	TAJPUR	TAJPUR	55	N	N	N	Y	N	Y	Y	1
849	BIHAR GRAMIN BANK	3005	438	11/03/2016	SAMASTIPUR	ULIARPUR	CHAKSAHD	39	N	N	N	N	N	Y	Y	6
850	BIHAR GRAMIN BANK	3005	439	12/03/2016	SAMASTIPUR	VIDYAPATI NAGAR	CHAK RAJ ALI	47	N	N	N	N	N	Y	Y	1
851	BIHAR GRAMIN BANK	3005	440	13/03/2016	SAMASTIPUR	WARISNAGAR	BINDGAMA	45	N	N	N	N	N	Y	Y	2
852	BIHAR GRAMIN BANK	6602	441	14/03/2016	SARAN	AMNOUR	BANIAPUR	44	N	N	N	N	N	Y	Y	4
853	BIHAR GRAMIN BANK	6602	442	15/03/2016	SARAN	BANIAPUR	SOHAJ	46	N	N	N	Y	N	Y	Y	4
854	BIHAR GRAMIN BANK	6602	443	16/03/2016	SARAN	CHHAPRA	SONHO	44	N	N	N	N	N	Y	Y	3
855	BIHAR GRAMIN BANK	6602	444	17/03/2016	SARAN	DARIPUR	BISHANPUR PRATAP	43	N	N	N	N	N	Y	Y	2
856	BIHAR GRAMIN BANK	6602	445	18/03/2016	SARAN	DIGHWARA	AFAPUR	27	N	N	N	N	N	Y	Y	1

857	BIHAR GRAMIN BANK	6602	446	05/03/2016	SARAN	EKMA	RAMCHAURA	56	N	N	N	N	N	Y	Y	6
858	BIHAR GRAMIN BANK	6602	447	06/03/2016	SARAN	GARKHA	KHAIRA	40	N	N	N	N	N	Y	Y	5
859	BIHAR GRAMIN BANK	6602	448	07/03/2016	SARAN	ISUAPUR	INAI	38	N	N	N	N	N	Y	Y	1
860	BIHAR GRAMIN BANK	6602	449	08/03/2016	SARAN	JALALPUR	NAWADA	51	N	N	N	N	N	Y	Y	3
861	BIHAR GRAMIN BANK	6602	450	09/03/2016	SARAN	LAHLADPUR	DEWARIYA	60	N	N	N	Y	N	Y	Y	4
862	BIHAR GRAMIN BANK	6602	451	10/03/2016	SARAN	MAKER	KHAIRA	55	N	N	N	N	N	Y	Y	6
863	BIHAR GRAMIN BANK	6602	452	11/03/2016	SARAN	MANJI	TAJPUR	39	N	N	N	N	N	Y	Y	1
864	BIHAR GRAMIN BANK	6602	453	12/03/2016	SARAN	MARHAURAH	RAMCHAURA	41	N	N	N	N	N	Y	Y	6
865	BIHAR GRAMIN BANK	6602	454	13/03/2016	SARAN	MASHRAKH	BANIAPUR	50	N	N	N	N	N	Y	Y	1
866	BIHAR GRAMIN BANK	6602	455	14/03/2016	SARAN	NAGRA	SOHAI	48	N	N	N	Y	N	Y	Y	2
867	BIHAR GRAMIN BANK	6602	456	15/03/2016	SARAN	PANAPUR	SONHO	65	N	N	N	Y	N	Y	Y	4
868	BIHAR GRAMIN BANK	6602	457	16/03/2016	SARAN	PARSA	BISHANPUR PRATAP	60	N	N	N	Y	N	Y	Y	4
869	BIHAR GRAMIN BANK	6602	458	17/03/2016	SARAN	REVELGANJ	AFRUR	45	N	N	N	N	N	Y	Y	3
870	BIHAR GRAMIN BANK	6602	459	18/03/2016	SARAN	SONEPUR	RAMCHAURA	37	N	N	N	Y	N	Y	Y	2
871	BIHAR GRAMIN BANK	6602	460	05/03/2016	SARAN	TARAIYA	KHAIRA	42	N	N	N	N	N	Y	Y	1
872	BIHAR GRAMIN BANK	6602	461	06/03/2016	SHEIKHPURA	ARIARI	INAI	55	N	N	N	N	N	Y	Y	6
873	BIHAR GRAMIN BANK	6602	462	07/03/2016	SHEIKHPURA	BARBIGHA	NAWADA	47	N	N	N	N	N	Y	Y	5
874	BIHAR GRAMIN BANK	6602	463	08/03/2016	SHEIKHPURA	CHEWARA	DEWARIYA	39	N	N	N	N	N	Y	Y	3
875	BIHAR GRAMIN BANK	6602	464	09/03/2016	SHEIKHPURA	GHAHKUSUMBHA	KHAIRA	70	N	N	N	N	N	Y	Y	1
876	BIHAR GRAMIN BANK	6602	465	10/03/2016	SHEIKHPURA	SHEIKHOPUR SARAI	TAJPUR	51	N	N	N	N	N	Y	Y	4
877	BIHAR GRAMIN BANK	6602	466	11/03/2016	SHEIKHPURA	SHEIKHPURA	RAMCHAURA	37	N	N	N	N	N	Y	Y	1
878	BIHAR GRAMIN BANK	6602	467	12/03/2016	SHEOHAR	DUMARI KATSARI	KUSUMARI	41	N	N	N	Y	N	Y	Y	4
879	BIHAR GRAMIN BANK	6602	468	13/03/2016	SHEOHAR	PIPRAHI	SUGIYA	55	N	N	N	N	N	Y	Y	2
880	BIHAR GRAMIN BANK	6602	469	14/03/2016	SHEOHAR	PURNABIYA	FATEHPUR	18	N	N	N	N	N	Y	Y	1
881	BIHAR GRAMIN BANK	6602	470	15/03/2016	SHEOHAR	SHEOHAR	MADHOPUR	15	N	N	N	N	N	Y	Y	3
882	BIHAR GRAMIN BANK	6602	471	16/03/2016	SHEOHAR	TARIYANI	IBRAHIMPUR	12	N	N	N	N	N	Y	Y	4
883	BIHAR GRAMIN BANK	6602	472	17/03/2016	SITAMARHI	BAIRGANJA	BHADIAN	17	N	N	N	N	N	Y	Y	6
884	BIHAR GRAMIN BANK	6602	473	18/03/2016	SITAMARHI	BAJPATTI	JOGSANA	22	N	N	N	N	N	Y	Y	1
885	BIHAR GRAMIN BANK	6602	474	19/03/2016	SITAMARHI	BATHANAH	BAJPATTI	13	N	N	N	N	N	Y	Y	6
886	BIHAR GRAMIN BANK	6602	475	20/03/2016	SITAMARHI	BELSAND	BHUPBHAIRO	19	N	N	N	N	N	Y	Y	1
887	BIHAR GRAMIN BANK	6602	476	21/03/2016	SITAMARHI	BOKHRA	MINAPUR BALHA	14	N	N	N	N	N	Y	Y	2
888	BIHAR GRAMIN BANK	6602	477	10/03/2016	SITAMARHI	CHORAUT	KORLAHIYA	69	N	N	N	N	N	Y	Y	4
889	BIHAR GRAMIN BANK	6602	478	11/03/2016	SITAMARHI	DUMRA	ARARIA CHOWK	89	N	N	N	N	N	Y	Y	4
890	BIHAR GRAMIN BANK	6602	479	12/03/2016	SITAMARHI	MAJORGANI	NARANGA	75	N	N	N	N	N	Y	Y	3
891	BIHAR GRAMIN BANK	6602	480	13/03/2016	SITAMARHI	NANPUR	BELSAND	78	N	N	N	N	N	Y	Y	2
892	BIHAR GRAMIN BANK	6602	481	17/03/2016	SITAMARHI	PARIHAR	CHANDAUU	85	N	N	N	N	N	Y	Y	1
893	BIHAR GRAMIN BANK	6602	482	17/03/2016	SITAMARHI	PARSAUNI	MEENAPUR BALHA	37	N	N	N	N	N	Y	Y	6
894	BIHAR GRAMIN BANK	6602	483	25/03/2016	SITAMARHI	PUPRI	PAKRI MATHWA	82	N	N	N	N	N	Y	Y	5
895	BIHAR GRAMIN BANK	6602	484	30/03/2016	SITAMARHI	RIGA	HARDIYA	65	N	N	N	N	N	Y	Y	1
896	BIHAR GRAMIN BANK	6602	485	16/03/2016	SITAMARHI	RUNNISAIDPUR	SONBARSA	80	N	N	N	N	N	Y	Y	3
897	BIHAR GRAMIN BANK	6602	486	17/03/2016	SITAMARHI	SONBARSA	BHADIAN	86	N	N	N	N	Y	Y	Y	4
898	BIHAR GRAMIN BANK	6602	487	18/03/2016	SITAMARHI	SUPPI	NANPUR	66	N	N	N	N	Y	Y	Y	6
899	BIHAR GRAMIN BANK	6602	488	19/03/2016	SITAMARHI	SURSAND	BELSAND	170	Y	Y	N	N	Y	Y	Y	1
900	BIHAR GRAMIN BANK	5204	489	07/03/2016	SIWAN	ANDAR	GUTHNI	32	Y	Y	N	N	Y	Y	Y	6
901	BIHAR GRAMIN BANK	5204	490	09/03/2016	SIWAN	BARHARIA	TENUA	45	Y	Y	N	N	Y	Y	Y	1
902	BIHAR GRAMIN BANK	5204	491	11/03/2016	SIWAN	BASANTPUR	FARKUDDINPUR	69	Y	Y	N	N	Y	Y	Y	2
903	BIHAR GRAMIN BANK	5204	492	13/03/2016	SIWAN	BHAGWANPUR HAT	ANDAR	38	Y	Y	N	N	Y	Y	Y	4
904	BIHAR GRAMIN BANK	5204	493	20/03/2016	SIWAN	DARAUU	SANJALPUR	41	Y	Y	N	N	Y	Y	Y	4
905	BIHAR GRAMIN BANK	5204	494	02/01/2016	SIWAN	DARAUNDHA	ZIRADAI	38	N	N	N	N	N	Y	Y	3
906	BIHAR GRAMIN BANK	5204	495	03/01/2016	SIWAN	GORIAKOTHI	GUTHNI	22	N	N	N	N	N	Y	Y	2
907	BIHAR GRAMIN BANK	5204	496	04/01/2016	SIWAN	GUTHANI	TENUA	25	N	N	N	N	N	Y	Y	1

908	BIHAR GRAMIN BANK	5204	497	05/01/2016	SIWAN	HASAN PURA	FARKUDDINPUR	15	N	N	N	N	N	Y	Y	6
909	BIHAR GRAMIN BANK	5204	498	06/01/2016	SIWAN	HUSSAINGANJ	ANDAR	22	N	N	N	N	N	Y	Y	5
910	BIHAR GRAMIN BANK	5204	499	07/01/2016	SIWAN	LAKRI NABIGANJ	SANJALPUR	26	N	N	N	N	N	N	Y	1
911	BIHAR GRAMIN BANK	5204	500	08/01/2016	SIWAN	MAHARAJGANJ	ZIRADAI	23	N	N	N	N	N	N	Y	3
912	BIHAR GRAMIN BANK	5204	501	09/01/2016	SIWAN	MAIRWA	ANDAR	24	N	N	N	N	N	N	Y	4
913	BIHAR GRAMIN BANK	5204	502	10/01/2016	SIWAN	NAUTAN	SANJALPUR	30	N	N	N	N	N	Y	Y	6
914	BIHAR GRAMIN BANK	5204	503	11/01/2016	SIWAN	PACHRUKHI	ZIRADAI	48	N	N	N	N	N	Y	Y	1
915	BIHAR GRAMIN BANK	5204	504	12/01/2016	SIWAN	RAGHUNATHPUR	GUTHNI	25	N	N	N	N	N	Y	Y	6
916	BIHAR GRAMIN BANK	5204	505	13/01/2016	SIWAN	SISWAN	TENGA	37	N	Y	N	N	N	Y	Y	1
917	BIHAR GRAMIN BANK	5204	506	14/01/2016	SIWAN	SIWAN	FARKUDDINPUR	40	N	Y	N	N	N	N	Y	2
918	BIHAR GRAMIN BANK	5204	507	15/01/2016	SIWAN	ZIRADEI	ANDAR	42	N	Y	N	N	N	N	Y	4
919	BIHAR GRAMIN BANK	4805	508	16/01/2016	SUPAUL	BASANTPUR	PATHRAJOLHANIA	36	N	N	N	N	N	Y	Y	4
920	BIHAR GRAMIN BANK	4805	509	17/01/2016	SUPAUL	CHHATAPUR	GOTH BARUARI	38	N	N	N	N	N	N	Y	3
921	BIHAR GRAMIN BANK	4805	510	18/01/2016	SUPAUL	KISHANPUR	RAMDATT PATTI	36	N	N	N	N	N	N	Y	2
922	BIHAR GRAMIN BANK	4805	511	19/01/2016	SUPAUL	MARAUKA	BAIRO	40	N	N	N	N	N	N	Y	1
923	BIHAR GRAMIN BANK	4805	512	20/01/2016	SUPAUL	NIRMALI	SUKHPUR SOLHANI	38	N	N	N	N	N	N	Y	6
924	BIHAR GRAMIN BANK	4805	513	21/01/2016	SUPAUL	PIPRA	LOHYA NAGAR	15	N	N	N	N	N	Y	Y	5
925	BIHAR GRAMIN BANK	4805	514	22/01/2016	SUPAUL	PRATAPGANJ	GOTH BARUARI	36	N	N	N	N	N	Y	Y	3
926	BIHAR GRAMIN BANK	4805	515	23/01/2016	SUPAUL	RAGHOPUR	RAMDATT PATTI	28	N	N	N	N	N	Y	Y	1
927	BIHAR GRAMIN BANK	4805	516	24/01/2016	SUPAUL	SARAIGARH BHATTIYA	BAIRO	500	Y	Y	N	N	Y	Y	Y	3
928	BIHAR GRAMIN BANK	4805	517	27/01/2016	SUPAUL	SUPAUL	PATHRAJOLHANIA	27	N	N	N	N	N	N	Y	4
929	BIHAR GRAMIN BANK	4805	518	27/01/2016	SUPAUL	TRIBENIGANJ	GOTH BARUARI	20	N	N	N	N	N	Y	Y	6
930	BIHAR GRAMIN BANK	8902	519	30/01/2016	VAISHALI	BHAGWANPUR	NARAYANPUR	27	N	N	N	N	N	N	Y	1
931	BIHAR GRAMIN BANK	8902	520	31/01/2016	VAISHALI	BIDUPUR	KALYANPUR	25	N	N	N	N	N	N	Y	6
932	BIHAR GRAMIN BANK	8902	521	12/02/2016	VAISHALI	CHEKRAKALA	HUDHUPUR	22	N	N	N	N	N	Y	Y	1
933	BIHAR GRAMIN BANK	8902	522	12/02/2016	VAISHALI	DESRI	GOBINDPUR	25	N	N	N	N	N	Y	Y	2
934	BIHAR GRAMIN BANK	8902	523	13/02/2016	VAISHALI	GARPAUL	NARHARPUR	55	N	Y	N	N	N	Y	Y	4
935	BIHAR GRAMIN BANK	8902	524	07/03/2016	VAISHALI	HAIJPUR	KRISHNAWARA	20	N	N	N	N	N	N	Y	4
936	BIHAR GRAMIN BANK	8902	525	07/03/2016	VAISHALI	JANDAHA	NARAYANPUR	25	N	N	N	N	N	Y	Y	3
937	BIHAR GRAMIN BANK	8902	526	06/01/2016	VAISHALI	LALGANJ	KALYANPUR	25	N	N	N	N	N	N	Y	2
938	BIHAR GRAMIN BANK	8902	527	12/02/2016	VAISHALI	MAHNAR	HUDHUPUR	28	N	N	N	N	N	N	Y	1
939	BIHAR GRAMIN BANK	8902	528	12/02/2016	VAISHALI	MAHUA	GOBINDPUR	31	N	N	N	N	N	N	Y	6
940	BIHAR GRAMIN BANK	8902	529	13/02/2016	VAISHALI	PATEDHI BELSAR	NARHARPUR	30	N	N	N	N	N	N	Y	5
941	BIHAR GRAMIN BANK	8902	530	07/03/2016	VAISHALI	PATEPUR	KRISHNAWARA	27	N	N	N	N	N	N	Y	1
942	BIHAR GRAMIN BANK	8902	531	07/03/2016	VAISHALI	RAGHOPUR	GOBINDPUR	20	N	N	N	N	N	Y	Y	2
943	BIHAR GRAMIN BANK	8902	532	06/01/2016	VAISHALI	RAJAPAKAR	NARHARPUR	27	N	Y	N	N	N	Y	Y	4

Report on Issues, Challenges and Strategies for Improving CD Ratio & ACP Achievement in Bihar

A detailed review of submissions received from various banks operating in Bihar indicates that the State's relatively low Credit-Deposit (CD) Ratio and varying levels of Annual Credit Plan (ACP) achievement are the result of a combination of structural, operational, economic and behavioural factors. The common concern across banks is that while deposit mobilisation in Bihar remains strong, corresponding credit deployment has not grown proportionately in several districts.

Banks have highlighted that Bihar possesses substantial untapped potential in agriculture allied sectors, MSMEs, retail finance, SHG/JLG financing, infrastructure-linked activities and emerging rural enterprises. However, this potential is constrained by documentation bottlenecks, low industrialisation, weak project pipeline, high NPA levels in some segments, poor financial literacy and inadequate market infrastructure.

The collective feedback suggests that Bihar's CD Ratio challenge is not merely a banking issue but a broader developmental issue requiring coordinated intervention by banks, State Government, SLBC, NABARD and district administration. With district-focused planning, sectoral financing strategies and policy support, Bihar can significantly improve both CD Ratio and ACP achievement over the medium term.

Major Issues & Challenges Affecting CD Ratio and ACP Achievement Across Banks:

A. Demand Side Issues:

1. Credit demand in rural and semi-urban areas remains lower than expected due to uncertain household income and repayment concerns. Many borrowers avoid formal credit due to fear of default or lack of confidence in business prospects.
2. Inadequate awareness regarding loan products such as MSME loans, housing loans, education loans and government sponsored schemes reduce formal borrowing demand.
3. Seasonal concentration of demand in agriculture leads to uneven credit offtake during the year. Outside crop seasons, loan demand remains subdued in many districts.
4. Migration of youth and skilled labour to other states reduces local entrepreneurship and enterprise creation. This directly impacts demand for MSME and retail business loans.
5. Dependence on informal sources of finance such as money lenders, traders and private borrowing continues in some areas, reducing the role of banks in credit intermediation.
6. Low per capita income and weak household surplus limit the borrowing capacity of families, particularly for housing, business expansion and productive investments. This keeps average ticket size of loans relatively small.



7. Lack of entrepreneurial culture and risk-taking appetite in certain regions results in fewer new business proposals. Many potential borrowers prefer salaried employment or migration over starting enterprises locally.
8. Inadequate market linkages and uncertain profitability in agriculture and small businesses discourage borrowers from taking fresh loans. Without assured income opportunities, demand for productive credit remains weak.

B. Supply Side Issues

1. High NPA levels, particularly in KCC and agriculture loans, have made branches cautious in fresh lending. Past stress in loan portfolios affects future credit appetite.
2. Inadequate availability of quality and bankable proposals limits credit deployment. Many applications lack financial records, quotations, collateral clarity or repayment capacity.
3. Delays in appraisal, sanction and disbursement reduce momentum of credit flow. Borrowers often shift to informal credit due to slow turnaround time.
4. Recovery constraints and slow disposal of certificate cases or SARFAESI actions reduce confidence in fresh lending.
5. Conservative lending practices and risk-averse branch behaviour in stressed sectors often restrict credit expansion. Branches tend to prefer safer segments rather than new productive lending opportunities.
6. Shortage of trained credit officers and frequent staff transfers affect appraisal quality and continuity in relationship management. This leads to slower processing and weaker follow-up of proposals.
7. Limited use of digital credit analytics, alternate data models and centralized processing systems in some banks affects efficiency. As a result, sourcing and sanctioning of smaller retail and MSME loans remains below potential.
8. Gap between sanction and actual disbursement remains a key concern. Many cases get delayed after approval due to documentation or compliance issues.

C. Structural Issues:

1. Bihar has a relatively low industrial base and fewer large-scale manufacturing units compared to industrialized states. This reduces demand for high-ticket corporate and MSME loans.
2. Fragmented landholdings and predominance of marginal farmers reduce scale of agriculture finance demand. Small-ticket loans alone do not materially raise CD Ratio.
3. Weak warehousing, cold storage, irrigation and logistics infrastructure affect viability of agri-processing and rural enterprises.
4. Low urbanization in many districts limits demand for housing loans, retail credit and service sector financing.
5. Frequent floods, droughts and climate vulnerabilities adversely affect repayment capacity and credit confidence.
6. Limited presence of organized industrial clusters, business parks and common facility centres restricts growth of manufacturing and service enterprises. This reduces opportunities for term loans and working capital finance.



7. High dependence on agriculture and informal employment lowers diversification of the State economy. As a result, demand for structured business credit and salaried retail lending remains comparatively low.
8. Outmigration of skilled manpower and entrepreneurs to other states weakens local enterprise development. This affects long-term creation of quality borrowers and sustainable credit demand.

D. Operational Issues

1. Delay in land mutation and LPC issuance is a recurring issue affecting agriculture and housing finance. Many cases remain pending due to procedural bottlenecks.
2. In several cases land records are outdated, disputed or not digitized, causing delays in loan processing.
3. Staff shortages and high administrative workload reduce branch focus on business development and field sourcing.
4. Weak follow-up of sanctioned cases and poor pipeline management affect disbursement levels.
5. Delays in legal opinion, valuation reports and technical verification often prolong sanction timelines, especially in secured loans such as housing and MSME advances. This affects customer experience and credit conversion.
6. Inadequate coordination between branches, regional offices and centralized processing units sometimes leads to duplication of processes and slower decision-making. Timely escalation and resolution mechanisms need strengthening.
7. Limited field visits, borrower counselling and post-sanction monitoring reduce the effectiveness of credit supervision. This can lead to both lower disbursement efficiency and higher future stress in accounts.

E. Other Issues:

1. Consumption loans often receive more preference than productive enterprise loans in some areas.
2. Lower per capita income constrains larger ticket retail borrowing capacity.
3. Informal employment reduces availability of documented income proof for retail lending.
4. Uneven district development creates concentration of credit in selected districts only.
5. Limited financial discipline and weak repayment culture in certain borrower segments reduce banks' willingness to expand fresh lending. This particularly affects unsecured and small-ticket credit products.
6. Delays in implementation of government incentive or subsidy schemes sometimes reduce borrower interest in project-based loans. Uncertainty regarding benefits impacts credit demand.
7. Lack of reliable market information and business advisory support for small entrepreneurs limits their confidence to undertake expansion projects. This results in lower demand for enterprise credit in emerging sectors.



F. Target Related Issues:

1. Some banks perceive ACP targets to be higher than district-level realistic potential. Ground-level opportunities may not match assigned targets.
2. Uniform target allocation may not reflect district differences. Low potential districts may receive unrealistic targets.
3. Smaller branch network banks face target pressure. Limited physical presence restricts their sourcing capacity.
4. High-value targets in low demand geographies reduce achievement ratio. Demand constraints lower performance percentages.
5. Lack of dynamic mid-year recalibration affects practicality. Targets often remain unchanged despite changing ground realities.
6. Sector-wise targets may not align with actual demand trends in certain districts.
7. Targets may not adequately consider past achievement levels and branch capacity.
8. Excessive emphasis on percentage achievement can sometimes overshadow quality of lending and portfolio sustainability.

Strategies Suggested by Banks to Improve CD Ratio & ACP Achievement in Bihar

1. Strategies to Improve CD Ratio:

A. District Specific Approach

1. District-wise Credit Planning Based on Local Potential

Banks have suggested that every district in Bihar has different economic strengths, and therefore a uniform lending strategy may not be effective. District-wise credit plans should be prepared after identifying key sectors such as agriculture, dairy, fisheries, handloom, retail trade, tourism or MSME activities relevant to each district.

2. Focus on Low CD Ratio Districts

Special attention should be given to districts where CD Ratio is significantly below the State average. These districts may require branch-wise targets, additional monitoring, frequent review meetings and focused credit outreach programmes.

3. Deposit vs Advance Gap Analysis

Banks recommended conducting district-wise analysis of deposits mobilized and advances deployed. This will help identify where high deposits are available, but lending remains low, allowing targeted intervention.

4. Region-wise Monthly Targets

Regional Offices and branches may be assigned district-specific monthly credit deployment targets based on realistic business potential. This creates accountability and measurable outcomes.



5. Coordination with District Administration

District Magistrates, LDMs and local authorities may be involved in district credit plans. Their support can help in identifying beneficiaries, resolving local bottlenecks and improving implementation of government sponsored schemes.

B. Sector Focus Strategy

1. Agriculture Allied Financing

Instead of focusing only on crop loans, banks have suggested expanding lending to dairy, poultry, fisheries, goatery, beekeeping and horticulture. These activities provide year-round income and better repayment capacity.

2. Time-bound KCC Renewal

Banks suggested renewing KCC accounts before crop season to ensure timely availability of working capital. Delayed renewals reduce productivity and achievement.

3. Farm Infrastructure Financing

Warehouses, cold storages, irrigation systems and mechanization loans can create productive assets and improve agriculture ecosystem. Different schemes and funds of NABARD may be explored by banks.

4. Financing Through FPOs / PACS / Cooperatives

Banks may increase lending through Farmer Producer Organizations (FPOs), PACS and cooperatives for aggregation, storage, marketing and input distribution. This creates larger and better structured credit opportunities compared to fragmented individual lending.

5. Agri Value Chain Financing

Banks should promote financing for food processing units, grading, packaging, transport and market-linked agriculture businesses. This moves lending beyond production credit toward value-added rural enterprises.

6. MSME Expansion

Banks emphasized financing manufacturing, trade and service enterprises through schemes like CGTMSE, Mudra and PMEGP. Small industries and local enterprises can significantly improve district credit growth.

7. Cluster Based Lending

District-specific clusters such as makhana, maize processing, handloom, leather, furniture, food processing, transport and local trade may be financed through tailored loan products. Cluster-based lending improves credit absorption, creates economies of scale and allows banks to build sector expertise.

8. MSME Specialized Branches / Hubs



Dedicated MSME hubs or specialized branches can speed up appraisal, documentation and sanction processes. These centres improve customer experience, reduce turnaround time and enable focused business development.

9. Project-Based Financing in Emerging Sectors

Banks may target sectors such as logistics, warehousing, renewable energy, healthcare services, education services and e-commerce linked enterprises. These emerging sectors can become future growth engines for MSME credit.

10. Tie-up with Industry Bodies / Associations

Regular engagement with chambers of commerce, market associations and industrial bodies can generate quality proposals. Such partnerships also help banks understand sector trends and borrower requirements.

11. Retail Loan Growth

Housing loans, vehicle loans, education loans and personal loans in urban and semi-urban areas can support faster credit growth. These segments also provide diversified and relatively stable portfolios.

12. SHG/JLG Financing

Through JEEVIKA and similar platforms, banks can finance women-led groups, micro-enterprises and livelihood activities. This is especially useful in rural population dominated districts with limited formal enterprises.

13. Renewable Energy & Infrastructure Lending

Banks suggested exploring lending opportunities in solar pumps, PM Kusum Yojana, warehousing, cold storage and small infrastructure projects. Such lending creates productive assets and local employment.

C. Branch Level Interventions

1. Credit Camps & Outreach Drives

Branches should conduct regular credit camps in villages, panchayats, markets and industrial clusters. This improves visibility of bank products and generates fresh proposals directly from the field.

2. Weekly Loan Login Days

Dedicated days may be fixed every week for sourcing, screening and processing fresh loan proposals. This ensures continuous pipeline creation rather than occasional lending drives.

3. Specialized Loan Processing Cells

Banks have suggested establishing centralized or regional hubs for agriculture, MSME, housing and education loans. This improves quality of appraisal and reduces turnaround time.



4. Pre-approved Digital Loans

Existing customers with strong account behaviour can be offered pre-approved digital loans. This improves credit deployment with lower sourcing cost and faster sanction.

5. Recovery Drives

Fresh lending is linked to recovery performance. Therefore, overdue account resolution campaigns and settlement drives should be undertaken regularly.

6. Information Generation Through BCs / CSPs

Business Correspondents, CSPs and field staff should be actively used for identifying eligible borrowers in unbanked and underbanked areas. Their local presence can significantly improve sourcing of small retail, KCC and livelihood loans.

7. Branch-wise Target Allocation

Each branch should be assigned clear monthly targets for agriculture, MSME, retail and priority sector loans based on local potential. Regular review of achievement against targets creates accountability and focus.

8. Customer Relationship & Cross-Selling

Branches should identify existing deposit customers, salary account holders and repayment-track customers for cross-selling loan products. This provides quality leads with lower credit risk and higher conversion ratio.

9. Faster Documentation Support

Branches may assist borrowers in documentation, application filling, quotation collection and digital uploads. Handholding support can improve conversion of eligible customers into actual borrowers.

10. Monthly Performance Review

Every branch should review proposal pipeline, sanctions, disbursements, pending cases and recovery status monthly. Timely review helps identify bottlenecks and enables corrective action quickly.

D. Stakeholder Coordination:

1. Coordination with Agriculture Department

Joint work with Agriculture Department can help identify eligible farmers, irrigation projects, FPOs and agri beneficiaries.

2. Partnership with Industries Department

District Industries Centres can help banks identify MSMEs, startups, clusters and units requiring working capital or term loans.

3. NABARD Partnership

NABARD can assist in capacity building, project preparation and financing models for rural enterprises.



4. Launch Bihar Credit Expansion Mission

A mission mode programme may be launched by State Government for districts below 50% CD Ratio with clear timelines, monthly monitoring and bank-wise accountability. Special district action plans should focus on credit deepening in agriculture, MSME, retail and livelihood sectors.

5. LPC & Land Record Reform Cell

A dedicated mechanism may be created by State Government to fast-track agriculture and housing loans through digitized land verification and faster LPC issuance. Time-bound disposal of land-related documentation cases can significantly improve credit flow.

6. One District One Lending Financing Programme

A "One District One Lending Theme" approach may be adopted based on local strengths such as makhana, maize, dairy, fisheries, handloom, food processing or transport. Tailored products and coordinated outreach can create scalable district-level credit demand.

Conclusion

Banks have clearly indicated that Bihar has adequate lending potential, but realization of this potential requires district-specific execution, faster processing systems, stronger ecosystem support and continuous monitoring. If these strategies are implemented in mission mode, Bihar can witness substantial improvement in both CD Ratio and ACP achievement.



STATE LEVEL BANKERS' COMMITTEE BIHAR

CONVENOR BANK : STATE BANK OF INDIA

SLBC DEPARTMENT (4th FLOOR)

LOCAL HEAD OFFICE, WEST GANDHI MAIDAN, PATNA-800001

Ph.No. 0612-2209075-76

Email - slbc.bihar@sbi.co.in, | Website - www.slbcbihar.com

